



US00D708967S

(12) **United States Design Patent**
Kellond et al.

(10) **Patent No.:** **US D708,967 S**

(45) **Date of Patent:** **** *Jul. 15, 2014**

(54) **WEARABLE SPORTS INSTRUMENTATION
DISPLAY**

(71) Applicants: **Cheryl Kellond**, Manhattan Beach, CA
(US); **Sylvia L. Marino**, Mill Valley, CA
(US)

(72) Inventors: **Cheryl Kellond**, Manhattan Beach, CA
(US); **Sylvia L. Marino**, Mill Valley, CA
(US)

(*) Notice: This patent is subject to a terminal disclaimer.

(**) Term: **14 Years**

(21) Appl. No.: **29/421,786**

(22) Filed: **Sep. 21, 2012**

(51) **LOC (10) Cl.** **21-01**

(52) **U.S. Cl.**
USPC **D10/46.1**

(58) **Field of Classification Search**
USPC D10/46, 46.1; 116/222-225; 235/1 B,
235/1 C, 1 D, 90; 273/236, 459, DIG. 26,
273/148 B; 463/1, 46, 47

See application file for complete search history.

(56) **References Cited**

U.S. PATENT DOCUMENTS

D298,922 S *	12/1988	Hinkle	D10/46.1
5,020,037 A *	5/1991	Raven	368/10
5,181,009 A *	1/1993	Perona	340/407.1
5,265,009 A *	11/1993	Colavita	463/1
D418,879 S *	1/2000	Hornsby et al.	D21/329
D419,460 S *	1/2000	Mann	D10/46.1
D591,391 S *	4/2009	Ugone	D23/212
D686,094 S *	7/2013	Murdough	D10/46.1

* cited by examiner


Primary Examiner — Prabhakar Deshmukh
(74) *Attorney, Agent, or Firm* — George S. Cole

(57) **CLAIM**
The ornamental design for a wearable sports instrumentation display, as shown and described.

DESCRIPTION

FIG. 1 is a top plan view of a wearable sports instrument display showing our new design; FIG. 2 is a front elevational view thereof; FIG. 3 is a side elevational view thereof; FIG. 4 is a bottom plan view thereof; FIG. 5 is a top perspective view thereof; and, FIG. 6 is a bottom perspective view thereof. The broken lines in FIGS. 1 and 5 indicate the environment and form no part of the claimed design.

1 Claim, 6 Drawing Sheets






FIG. 1

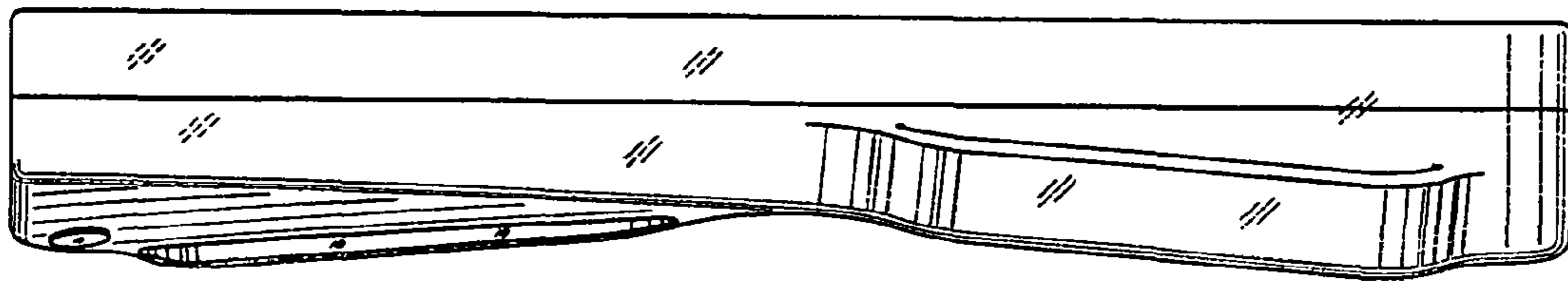


FIG. 2

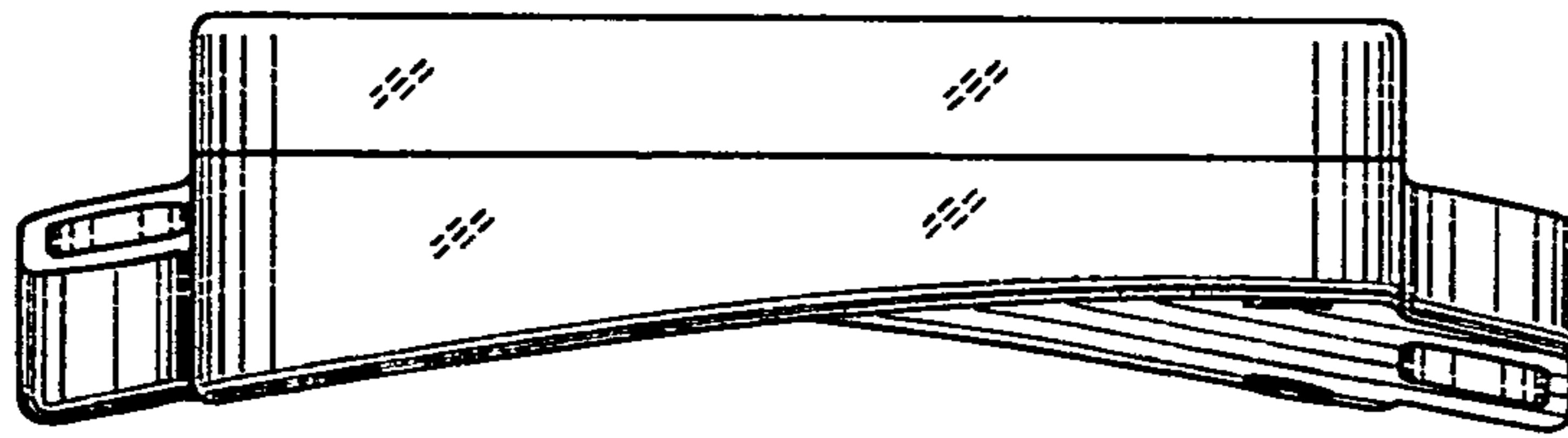


FIG. 3

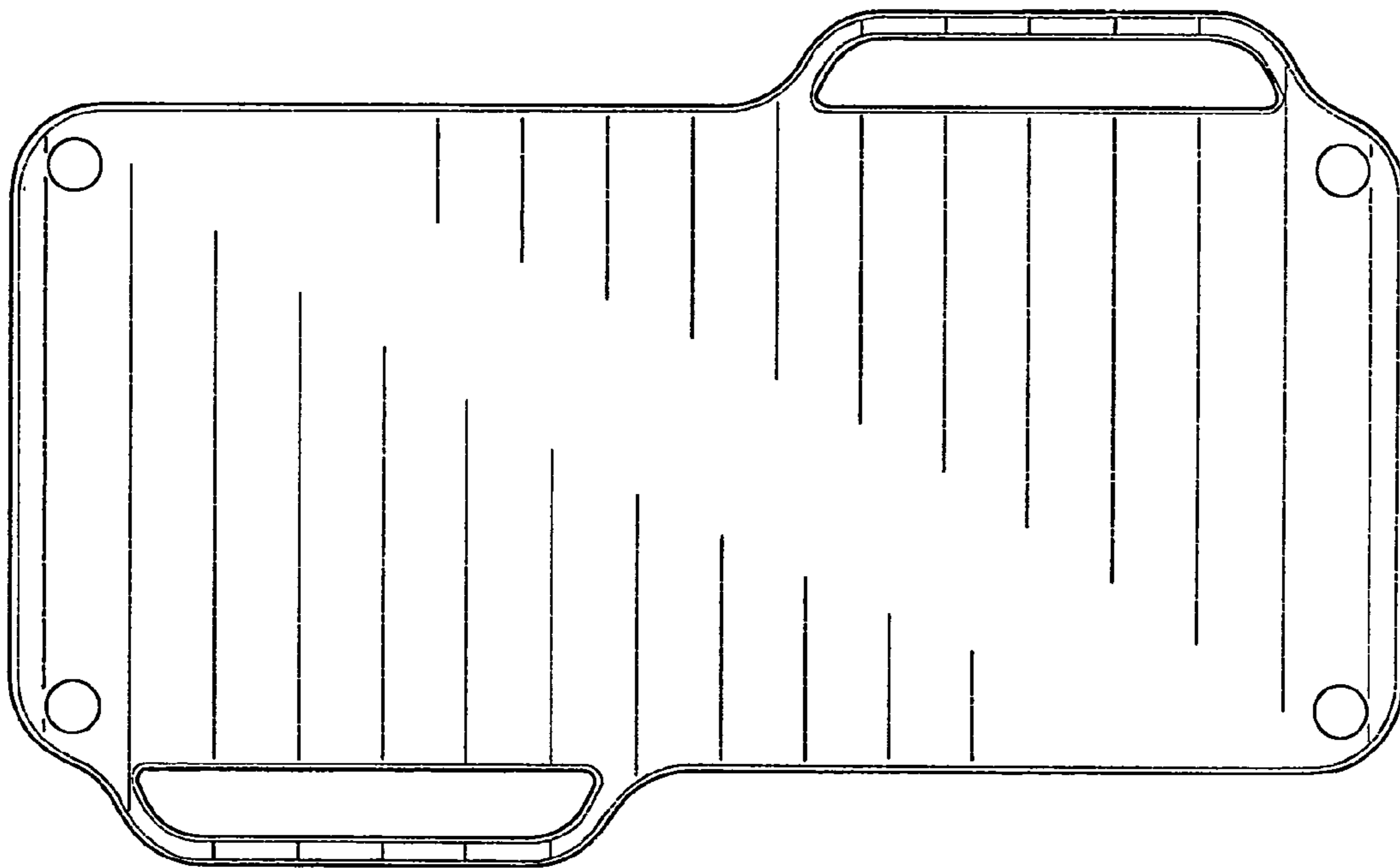


FIG. 4




FIG. 5

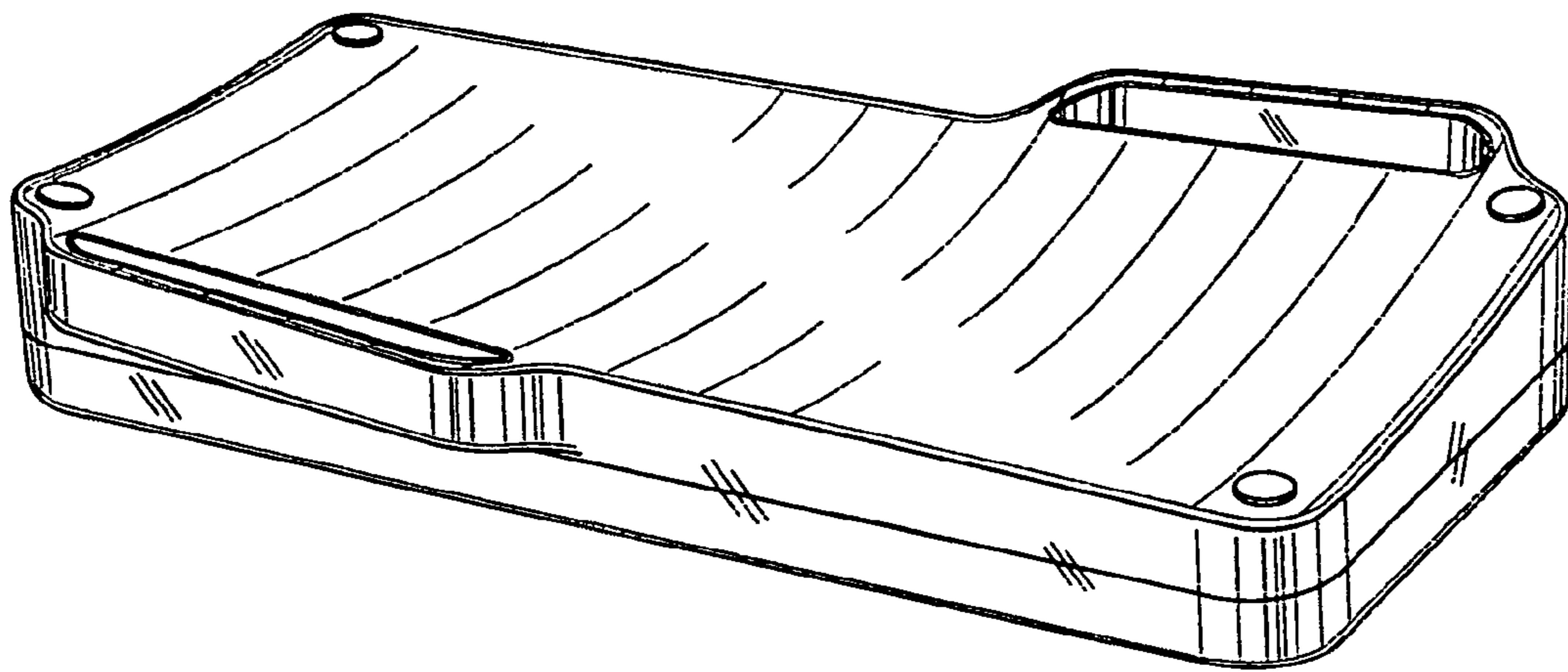


FIG. 6