



US00D708954S

(12) **United States Design Patent**
Barnes et al.

(10) **Patent No.:** **US D708,954 S**
(45) **Date of Patent:** **** Jul. 15, 2014**

(54) **CONTAINER**

(75) Inventors: **John E. Barnes**, Aliso Viejo, CA (US);
Ravi K. Sawhney, Thousand Oaks, CA
(US); **Chris Glupker**, Thousand Oaks,
CA (US); **Lance G. Hussey**, Thousand
Oaks, CA (US); **Kurt Botsai**, Thousand
Oaks, CA (US)

D538,657 S 3/2007 Webb et al.
D539,656 S 4/2007 Webb et al.
D539,657 S 4/2007 Webb et al.
D539,660 S 4/2007 Bunch
D539,913 S 4/2007 Mitchell
D542,598 S 5/2007 Karp
D545,679 S 7/2007 Kelleghan
D548,082 S 8/2007 Kingsley
D549,446 S 8/2007 Lown et al.

(Continued)

(73) Assignee: **Kor Water, Inc.**, Fountain Valley, CA
(US)

FOREIGN PATENT DOCUMENTS

(**) Term: **14 Years**

CA 124972 12/2008
EM 000890520-001 4/2008

(21) Appl. No.: **29/373,572**

Primary Examiner — Ian Simmons

(22) Filed: **Apr. 28, 2011**

Assistant Examiner — Dana L Meyrow

(51) **LOC (10) Cl.** **09-01**

(74) *Attorney, Agent, or Firm* — Hall Estill Attorneys at
Law; Daniel P. Dooley

(52) **U.S. Cl.**

(57) **CLAIM**

USPC **D9/504**; D9/443; D7/511

We claim the ornamental design for a container, as shown and
described.

(58) **Field of Classification Search**

USPC D9/500, 503–505, 516, 537, 539, 545,
D9/549, 558, 434, 443, 454; D7/509–511;
215/379–383; 220/660, 669–673, 675,
220/677

DESCRIPTION

See application file for complete search history.

The patent or application file contains at least one drawing
executed in color. Copies of this patent or patent application
publication with color drawing(s) will be provided by the
Office upon request and payment of the necessary fee.

(56) **References Cited**

U.S. PATENT DOCUMENTS

D363,431 S 10/1995 Mansau
D422,916 S * 4/2000 Herrmann D9/501
D434,979 S 12/2000 Liu
D482,972 S 12/2003 Young et al.
D505,080 S 5/2005 Cagle
D506,137 S 6/2005 Durivage
D526,010 S 8/2006 Otis, Jr. et al.
D531,508 S 11/2006 Steih et al.
D531,512 S 11/2006 Yu
D533,459 S 12/2006 Wagner
D536,929 S 2/2007 Kingsley
D537,676 S 3/2007 Kingsley
D538,597 S 3/2007 Kim

FIG. 1 is a front perspective view of a container according to
the present invention;

FIG. 2 is a top plan view thereof;


FIG. 3 is a side elevation view thereof;

FIG. 4 is a bottom plan view thereof; and,

FIG. 5 is an enlarged perspective view of the upper portion of
the container with the cap removed.

The tooling feature, shown internal to the rectangular dashed
lines of FIG. 4, and the seal shown between the circular
dashed lines of FIG. 4, are disclaimed as part of the design.

1 Claim, 5 Drawing Sheets
(5 of 5 Drawing Sheet(s) Filed in Color)



(56)

References Cited

U.S. PATENT DOCUMENTS

D554,512 S 11/2007 Nukuto et al.
D557,615 S 12/2007 Kroupa
D564,363 S 3/2008 Rhea
D572,585 S * 7/2008 Perrin et al. D9/443
D573,474 S 7/2008 Beam et al.
D575,157 S 8/2008 Jaketic

D616,744 S * 6/2010 Cresswell et al. D9/443
D621,258 S * 8/2010 Gullickson et al. D9/443
D622,604 S * 8/2010 Wheeler D9/556
D626,416 S * 11/2010 Cresswell et al. D9/503
D631,666 S * 2/2011 Lim et al. D4/129
D635,457 S * 4/2011 Lane D9/503
D658,064 S * 4/2012 Barnes et al. D9/532
D659,540 S * 5/2012 Bakic D9/503

* cited by examiner



FIG. 1




FIG. 2



FIG. 3



FIG. 4




FIG. 5