



US00D708953S

(12) **United States Design Patent**  
**Robling et al.**

(10) **Patent No.:** **US D708,953 S**  
(45) **Date of Patent:** **\*\* Jul. 15, 2014**

(54) **CONTAINER**

(71) Applicant: **The Folger Coffee Company**, Orrville, OH (US)

(72) Inventors: **Darren Robling**, Seville, OH (US);  
**Gregory Peter Dalea**, Hudson, OH (US)

(73) Assignee: **The Folger Coffee Company**, Orrville, OH (US)

(\*\*) Term: **14 Years**

(21) Appl. No.: **29/449,761**

(22) Filed: **Mar. 15, 2013**

(51) **LOC (10) Cl.** ..... **09-01**

(52) **U.S. Cl.**  
USPC ..... **D9/500; D9/773**

(58) **Field of Classification Search**  
USPC ..... D9/428, 500, 502-503, 505, 516, 549,  
D9/558, 550, 556-557, 763, 772-774;  
D7/602, 630; D34/39; 215/379, 382;  
220/660, 669-673, 675  
See application file for complete search history.

(56) **References Cited**

**U.S. PATENT DOCUMENTS**

519,486 A	5/1894	Waite	
2,063,013 A	12/1936	Cooper	
D200,177 S	1/1965	Bijvoet et al.	
D200,443 S	2/1965	Deegan	
D200,444 S	2/1965	Bijvoet et al.	
D205,686 S *	9/1966	Marchant	D9/779
3,297,194 A *	1/1967	Caldwell et al.	220/672
D207,133 S *	3/1967	Stenger	D9/776
D208,218 S	8/1967	Cross	
D208,219 S	8/1967	Macalusa	
D208,221 S	8/1967	Thomka	
D209,461 S	12/1967	Cross	

D209,631 S *	12/1967	Schaper et al.	D34/39
D209,632 S *	12/1967	Schaper et al.	D34/39
D212,073 S *	8/1968	Macalusa	D34/39
3,464,546 A *	9/1969	Thomka	206/524.3
3,648,884 A	3/1972	Mansolino	
D252,798 S *	9/1979	Vosti et al.	D9/776
D324,492 S	3/1992	Nickerson	
D324,493 S	3/1992	Nickerson	
D381,582 S	7/1997	Bolton	
D450,244 S	11/2001	Rashid	
D480,007 S	9/2003	Mungur et al.	
6,612,451 B2	9/2003	Tobias et al.	
7,077,279 B2	7/2006	Melrose	
D530,613 S	10/2006	Farrow et al.	
7,140,505 B2	11/2006	Roubal et al.	
D542,153 S	5/2007	Farrow et al.	
D558,584 S	1/2008	Blank	

(Continued)

**FOREIGN PATENT DOCUMENTS**

GB 2161133 A 1/1986

*Primary Examiner* — Ian Simmons

*Assistant Examiner* — Dana L Meyrow

(74) *Attorney, Agent, or Firm* — Calfee, Halter & Griswold LLP

(57) **CLAIM**

We claim the ornamental design for a container, as shown and described.

**DESCRIPTION**

FIG. 1 is a top, front perspective view of a container according to our new design;

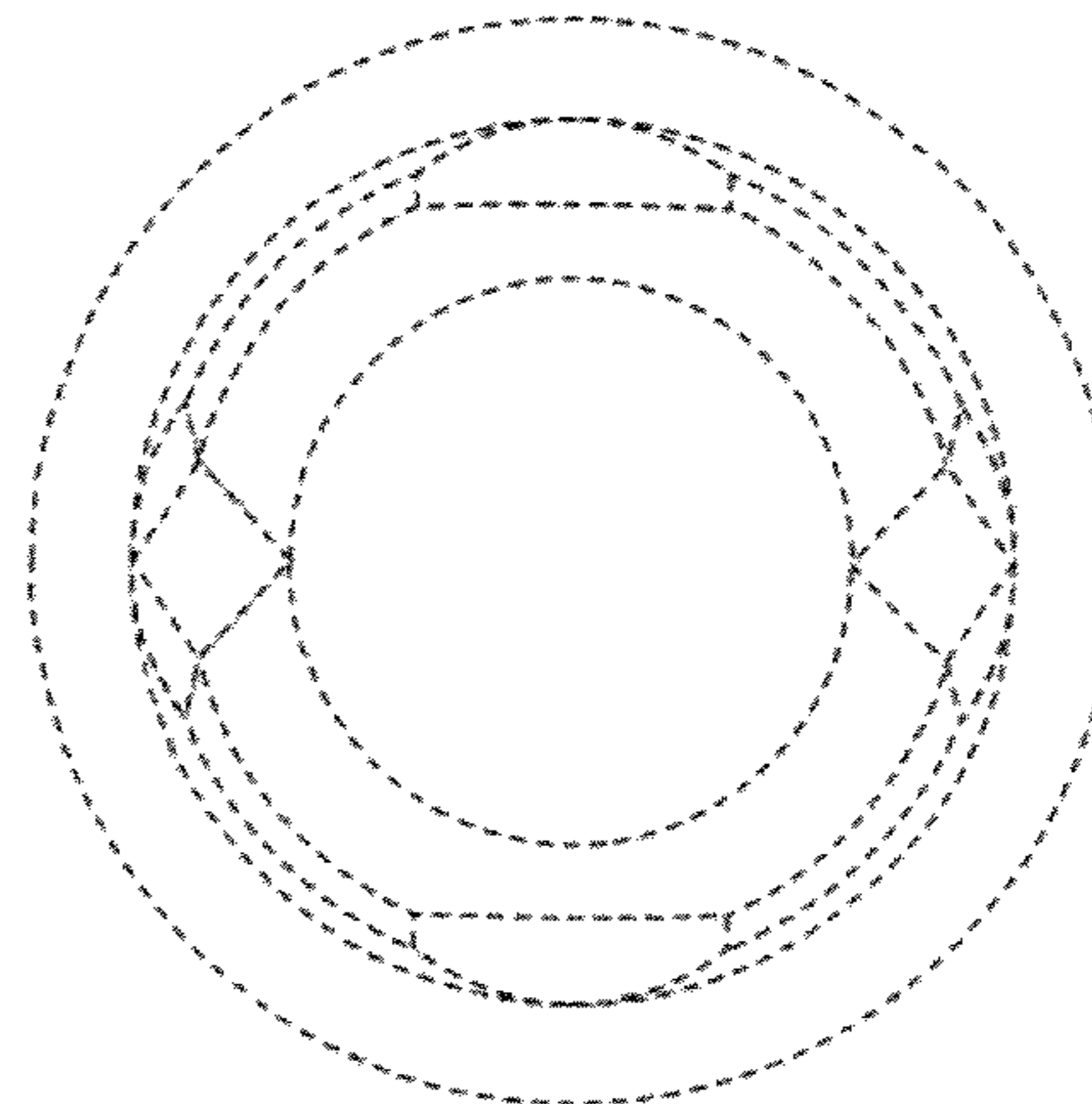

FIG. 2 is a side view of the container of FIG. 1;

FIG. 3 is a top plan view of the container of FIG. 1; and,

FIG. 4 is a bottom plan view of the container of FIG. 1.

The broken lines shown in the Figures are for illustrative purposes only and form no part of the claimed invention.

**1 Claim, 2 Drawing Sheets**



(56)

**References Cited**

U.S. PATENT DOCUMENTS

D559,120 S	1/2008	Farrow et al.	8,281,953 B2	10/2012	Yourist
D559,121 S	1/2008	Farrow et al.	D671,413 S	11/2012	Yourist
7,543,713 B2	6/2009	Trude et al.	8,365,945 B2	2/2013	Yourist
9,001,009	12/2009	Dalton	8,381,496 B2	2/2013	Trude et al.
9,500,219	12/2009	Dalton	2004/0173565 A1	9/2004	Semersky et al.
D611,838 S *	3/2010	Metzger et al. .... D9/776	2007/0199916 A1	8/2007	Denner et al.
D612,255 S	3/2010	Shah	2008/0047964 A1	2/2008	Denner et al.
7,717,282 B2	5/2010	Melrose	2009/0090728 A1	4/2009	Trude et al.
D625,202 S	10/2010	Yourist	2009/0092720 A1	4/2009	Trude et al.
D632,590 S	2/2011	Peacock	2009/0242505 A1	10/2009	Kamineni et al.
7,980,404 B2	7/2011	Trude et al.	2010/0237083 A1	9/2010	Trude et al.
8,047,389 B2	11/2011	Melrose	2011/0017753 A1	1/2011	Lewis et al.
D653,543 S	2/2012	Yourist	2011/0147392 A1	6/2011	Trude et al.
D653,544 S	2/2012	Yourist	2011/0204067 A1	8/2011	Schneider et al.
D653,545 S	2/2012	Yourist	2012/0132611 A1	5/2012	Trude et al.
8,127,955 B2	3/2012	Denner et al.	2012/0292284 A1	11/2012	Melrose
8,152,010 B2	4/2012	Melrose	2012/0312826 A1	12/2012	Yourist
			2013/0000259 A1	1/2013	Trude et al.
			2013/0043208 A1	2/2013	Denner et al.
			2013/0043209 A1	2/2013	Wurster et al.

\* cited by examiner

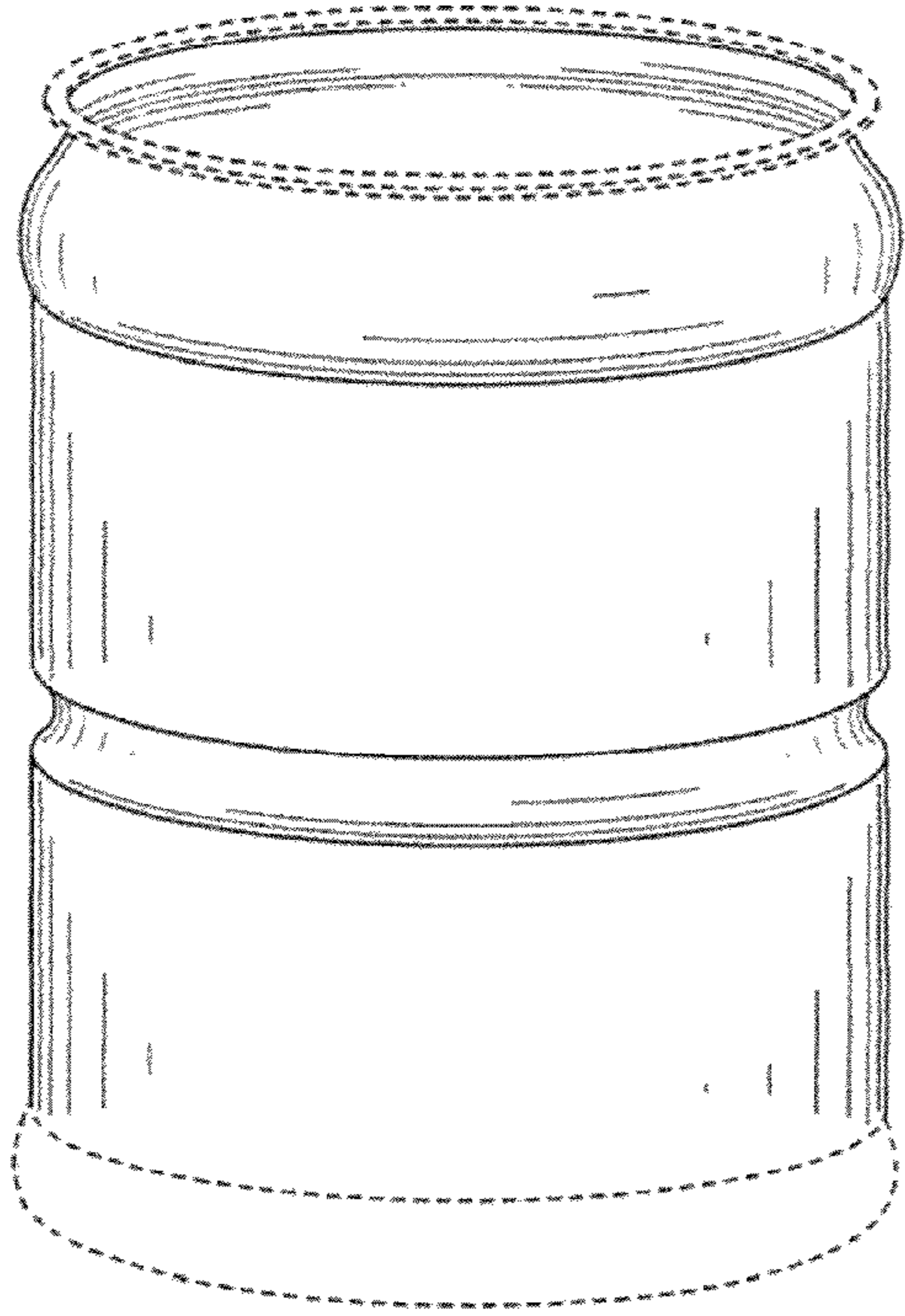


FIG. 1




FIG. 2

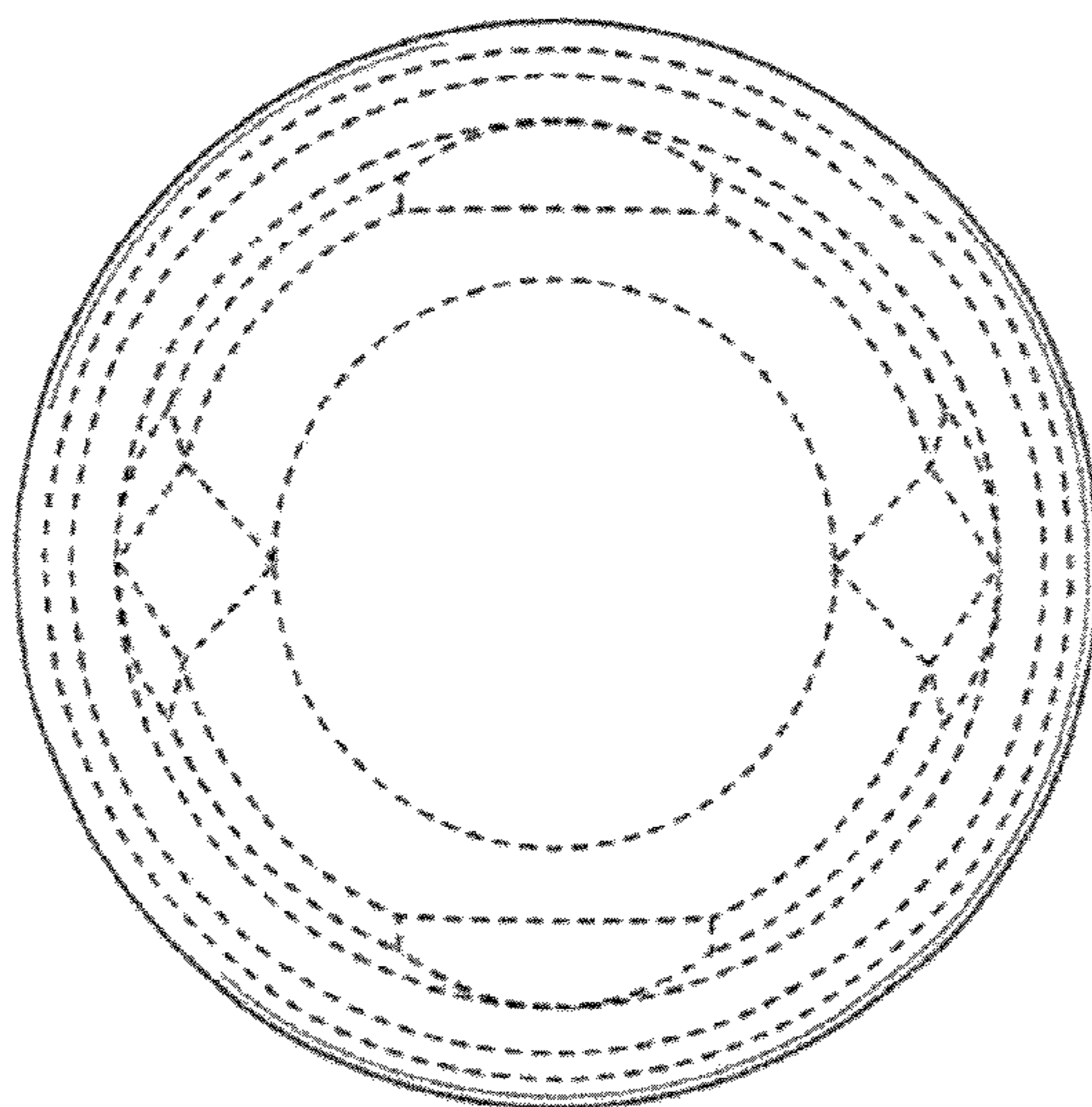


FIG. 3

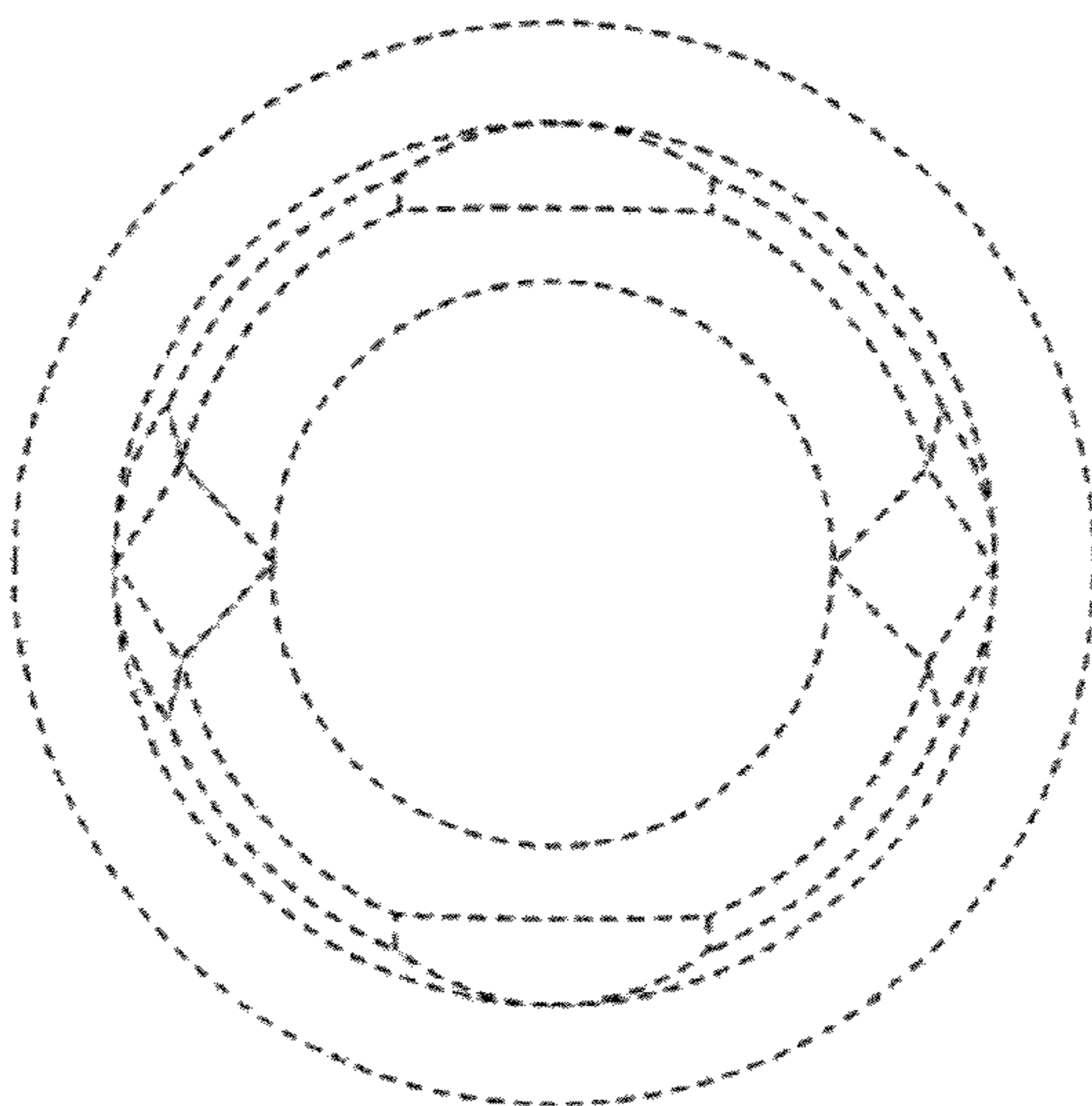


FIG. 4