



US00D708943S

(12) **United States Design Patent**
van Goolen

(10) **Patent No.:** **US D708,943 S**
(45) **Date of Patent:** **** Jul. 15, 2014**

- (54) **CAN CAP**
- (75) Inventor: **Corstiaan Johannes van Goolen**,
Hoogblokland (NL)
- (73) Assignee: **Save-Ty Can Cap B.V**, Galder (NL)
- (**) Term: **14 Years**
- (21) Appl. No.: **29/415,584**
- (22) Filed: **Mar. 12, 2012**
- (51) **LOC (10) Cl.** **09-07**
- (52) **U.S. Cl.**
USPC **D9/438**
- (58) **Field of Classification Search**
USPC D7/392.1, 510, 511; D9/420, 434, 435,
D9/436, 438, 440, 442, 443, 446, 447, 448,
D9/449, 450, 453, 455, 543, 538, 763,
D9/780; 215/213, 216, 224, 306;
220/254.1, 254.3, 254.4, 254.7, 253,
220/258.5, 269, 270, 273, 276, 281, 283,
220/288, 703, 711, 719, 730, 833, 837
See application file for complete search history.

6,832,706	B2 *	12/2004	Hearld et al.	222/494
D538,653	S *	3/2007	Robinson	D9/449
D600,552	S *	9/2009	Subotic	D9/438
D612,236	S *	3/2010	Sturk	D9/446
D643,722	S *	8/2011	Gorskey et al.	D9/446
D651,898	S *	1/2012	Hess	D9/435
2007/0272646	A1 *	11/2007	Lancesseur et al.	215/224
2008/0116204	A1 *	5/2008	Ohse	220/254.6

* cited by examiner

Primary Examiner — Susan Bennett Hattan
Assistant Examiner — Leanne Was
(74) *Attorney, Agent, or Firm* — Hovey Williams LLP

(57) **CLAIM**
The ornamental design for a can cap, as shown and described.

DESCRIPTION


FIG. 1 is a top left front perspective view of a can cap showing my new design in an closed condition;
FIG. 2 is a top left front perspective view thereof showing the can cap in a partially opened condition;
FIG. 3 is a top left front perspective view thereof showing the can cap in a fully opened condition;
FIG. 4 is a top left front perspective view thereof showing the can cap in a partially opened condition intermediate between that of FIG. 2 and that of FIG. 3;
FIG. 5 is top left rear perspective view thereof showing the can cap in the partially opened condition shown in FIG. 4;
FIG. 6 is an enlarged left side elevational view thereof showing the can cap in a fully opened condition, the right side being a mirror image;
FIG. 7 is an enlarged top left rear perspective view showing the can cap in a partially opened condition similar to FIG. 5; and,
FIG. 8 is bottom right rear perspective view showing the can cap in a substantially fully extended condition.

1 Claim, 8 Drawing Sheets

(56) **References Cited**

U.S. PATENT DOCUMENTS

D53,182	S *	4/1919	Roberts	D9/445
D203,713	S *	2/1966	Khoury	D9/438
3,297,192	A *	1/1967	Swett	220/840
D308,169	S *	5/1990	Auman	D9/446
D372,866	S *	8/1996	Ahern, Jr.	D9/449
5,743,444	A *	4/1998	Beck et al.	222/521
D404,646	S *	1/1999	Black et al.	D9/446
D417,583	S *	12/1999	Demore	D7/392.1
5,996,859	A *	12/1999	Beck	222/556
D418,364	S *	1/2000	Demore	D7/392.1
D459,992	S *	7/2002	Olsen	D9/447
D460,359	S *	7/2002	Olsen	D9/447
D487,227	S *	3/2004	Haley	D9/439






FIG. 1




FIG. 2

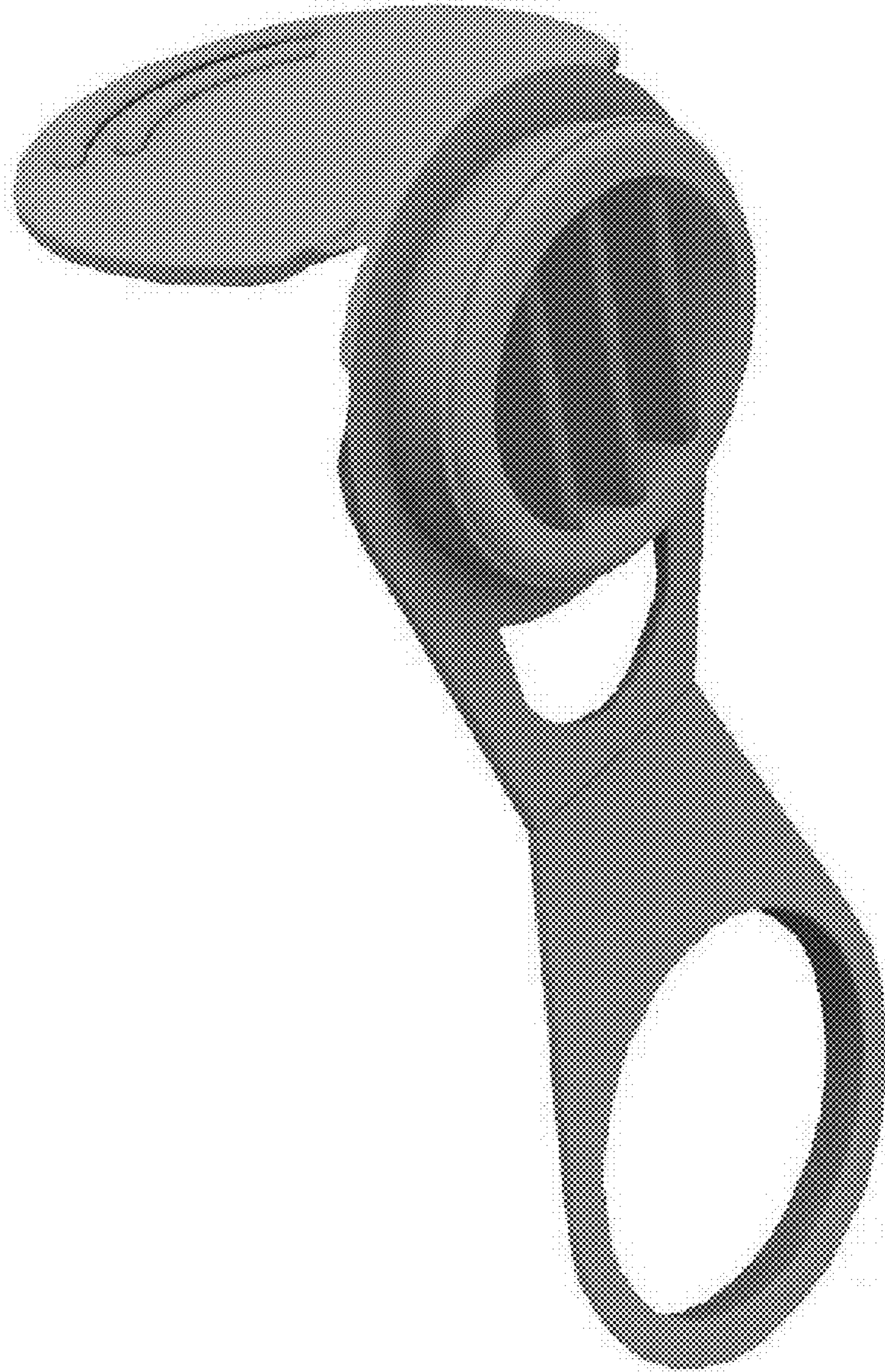


FIG. 3




FIG. 4




FIG. 5




FIG. 6




FIG. 7




FIG. 8