



US00D708925S

(12) **United States Design Patent**
Shenkal

(10) **Patent No.:** **US D708,925 S**

(45) **Date of Patent:** **** *Jul. 15, 2014**

(54) **TOILET LIFTER**

(76) Inventor: **Yuval Shenkal**, San Diego, CA (US)

(*) Notice: This patent is subject to a terminal disclaimer.

(**) Term: **14 Years**

(21) Appl. No.: **29/428,033**

(22) Filed: **Jul. 25, 2012**

(51) **LOC (10) Cl.** **08-06**

(52) **U.S. Cl.**

CPC **A47K 13/10** (2013.01)

USPC **D8/307**

(58) **Field of Classification Search**

CPC **A47K 13/10**

USPC **D8/307; D23/252; 16/110.1, 443, 905; 4/246.1; 248/363, 205.5, 467; 114/296; D7/401.1, 412**

See application file for complete search history.

(56) **References Cited**

U.S. PATENT DOCUMENTS

1,026,263	A *	5/1912	Hazelrigg	248/205.7
1,751,463	A *	3/1930	Backus et al.	224/559
2,357,774	A *	9/1944	Stewart	248/212
2,505,899	A *	5/1950	Jobe	248/205.7
2,758,315	A	8/1956	Hylton		
3,191,193	A	6/1965	Bogenberger		
3,935,601	A	2/1976	Hermann		
D245,095	S	7/1977	Murray		
D295,603	S	5/1988	Giallourakis		
D308,813	S	6/1990	Robinson		
D314,322	S	2/1991	Burghoff		
5,058,215	A	10/1991	Sims		
D325,331	S *	4/1992	Onstad	D8/307

D329,186	S	9/1992	Sorensen		
D351,777	S	10/1994	Baiardi		
D351,979	S *	11/1994	Sykes et al.	D8/307
D361,369	S	8/1995	Garner		
D371,434	S	7/1996	Ouzounian		
5,553,332	A	9/1996	Hazard		
D374,711	S	10/1996	Regas		
D379,497	S	5/1997	Renfro et al.		
5,729,839	A	3/1998	Bigelow		
D394,097	S	5/1998	Nivin et al.		
D426,875	S	6/2000	Weatherbee		
6,212,694	B1 *	4/2001	Porzio	4/246.1
D441,439	S	5/2001	Nagel et al.		
D535,175	S *	1/2007	Pido et al.	D8/307
D543,086	S	5/2007	Simpson		
D544,334	S	6/2007	Dismuke		
D572,567	S	7/2008	Flynn		
D618,982	S	7/2010	Golden		
D670,992	S *	11/2012	Gauthia et al.	D8/307

* cited by examiner

Primary Examiner — Paula Greene

(74) *Attorney, Agent, or Firm* — Lewis Kohn & Fitzwilliam LLP; Timothy W. Fitzwilliam


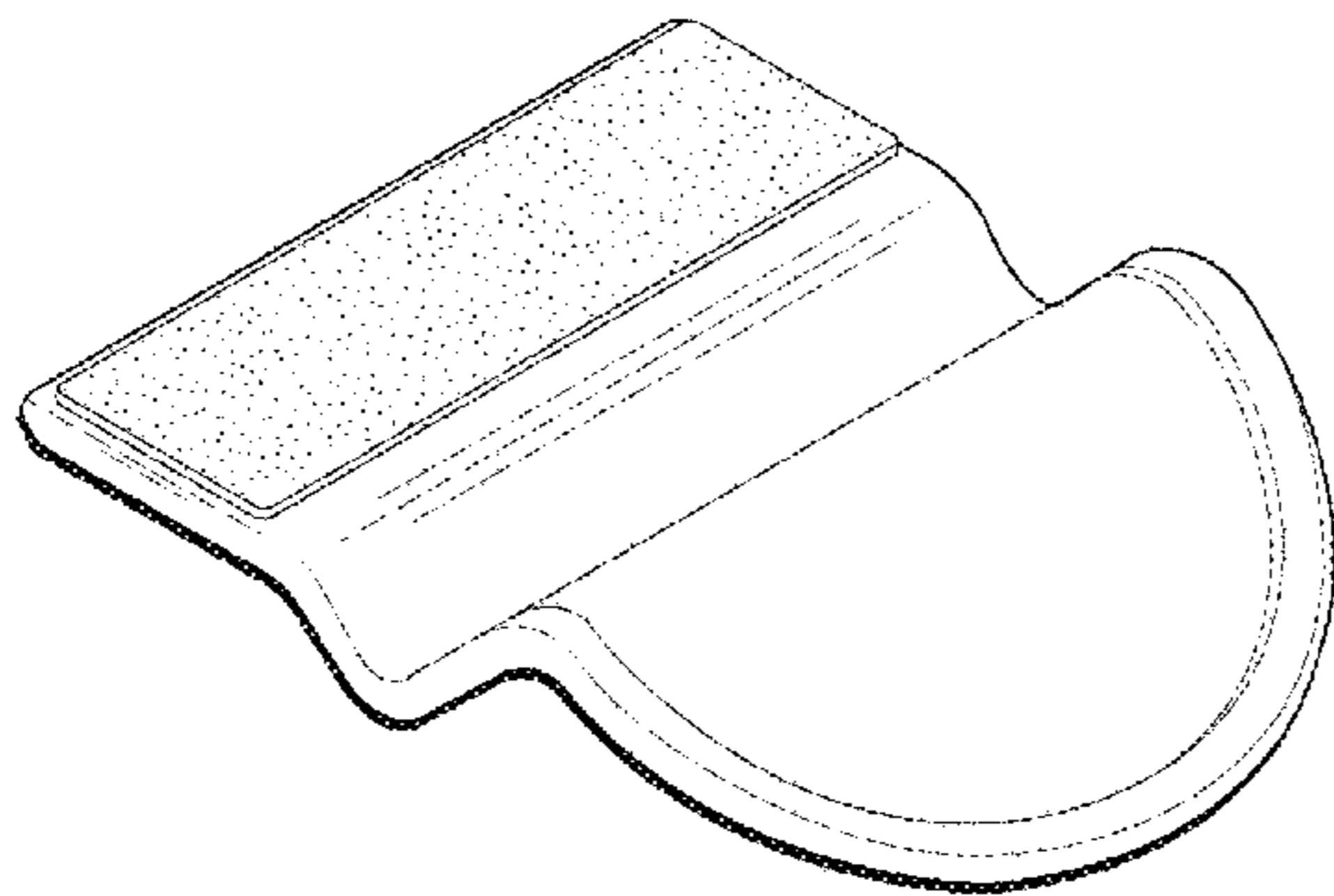
(57) **CLAIM**

The ornamental design for a toilet lifter, as shown and described.

DESCRIPTION

FIG. 1 is a perspective illustration of the toilet lifter in a preferred position;
FIG. 2 is a closer perspective view of the toilet lifter;
FIG. 3 is a frontal view of the toilet lifter;
FIG. 4 is a top plan view of the toilet lifter; and,
FIG. 5 is a side profile thereof.
The broken lines form no part of the claimed design.

1 Claim, 2 Drawing Sheets



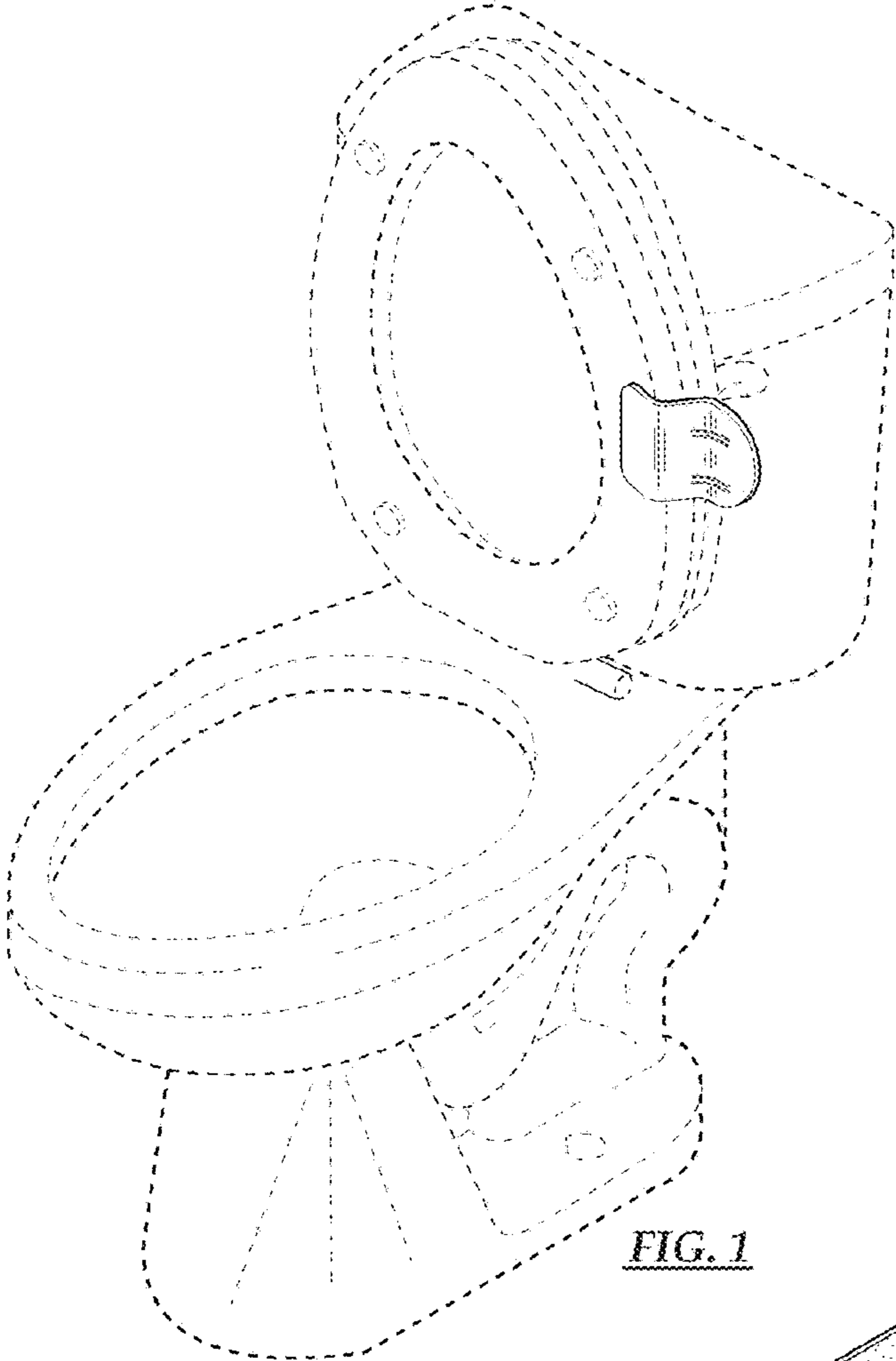


FIG. 1

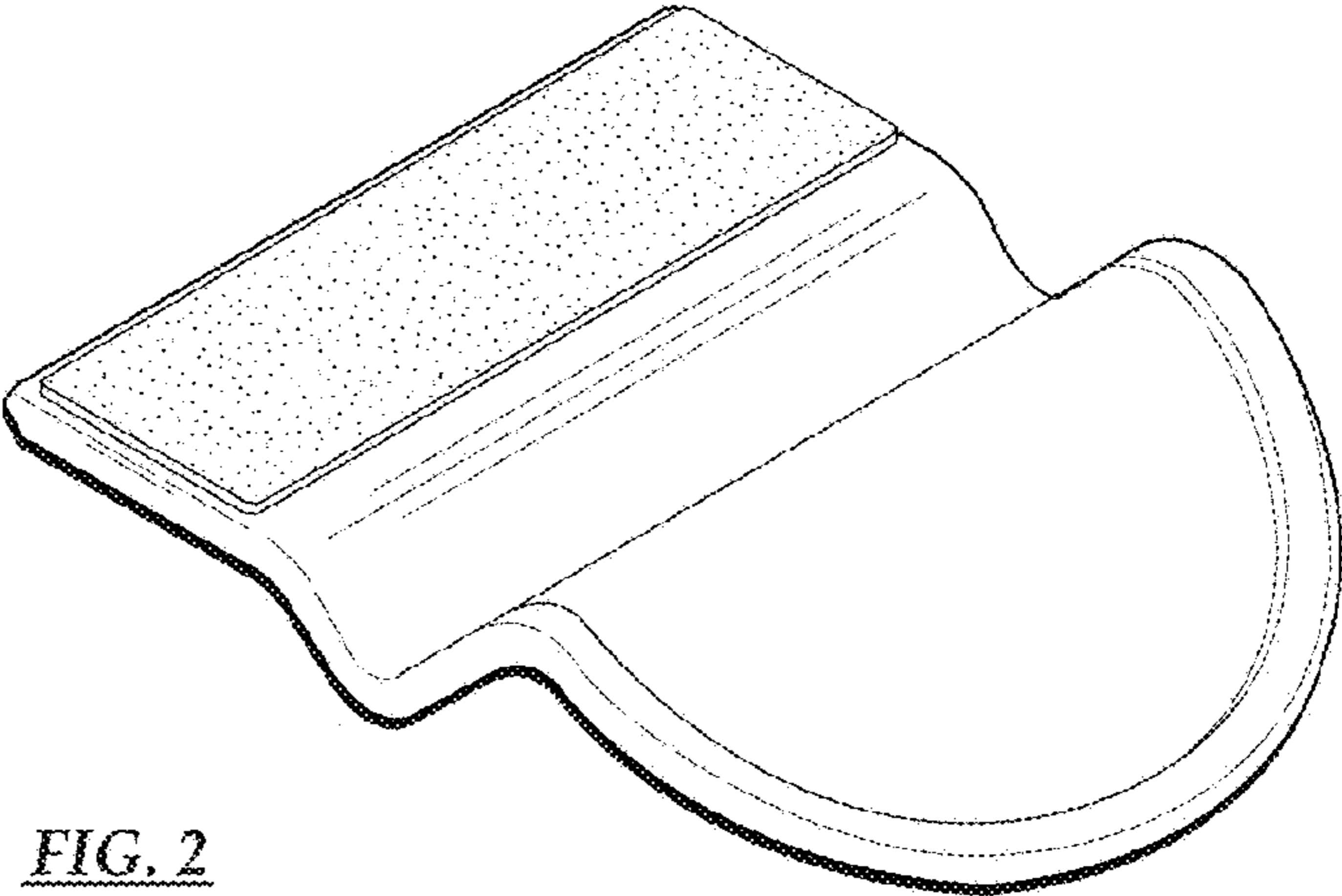


FIG. 2



FIG. 3

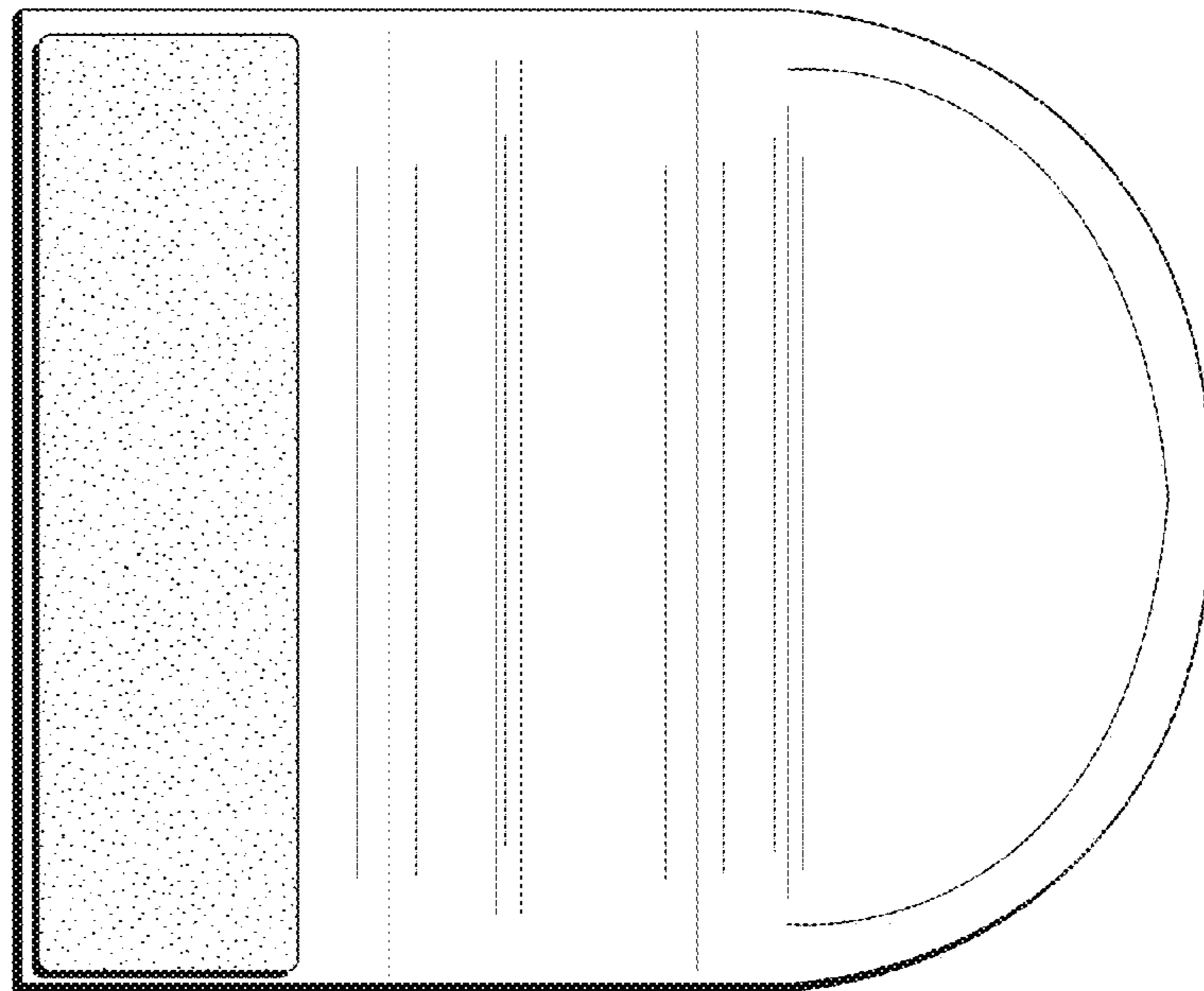


FIG. 4




FIG. 5