



US00D708916S

(12) **United States Design Patent**
Lee et al.

(10) **Patent No.:** **US D708,916 S**
(45) **Date of Patent:** **** Jul. 15, 2014**

(54) **SPLATTER SCREEN**

D567,597 S * 4/2008 Shamoan D7/667
D621,217 S 8/2010 Zemel
D678,719 S * 3/2013 Ortiz D7/402

(71) Applicant: **Robinson Home Products Inc.**,
Williamsville, NY (US)

* cited by examiner

(72) Inventors: **Stuart Harvey Lee**, Forest Hills, NY
(US); **Jochen Rainer Schaeppers**, New
York, NY (US)

Primary Examiner — Terry Wallace

(74) *Attorney, Agent, or Firm* — Florek & Endres PLLC

(73) Assignee: **Robinson Home Products Inc.**,
Williamsville, NY (US)

(57) **CLAIM**

We claim the ornamental design for a splatter screen, as
shown and described.

(**) Term: **14 Years**

DESCRIPTION

(21) Appl. No.: **29/447,328**

(22) Filed: **Mar. 1, 2013**

(51) **LOC (10) Cl.** **07-04**

(52) **U.S. Cl.**

USPC **D7/669; D7/667**

(58) **Field of Classification Search**

CPC **A47J 37/101**

USPC **D7/669, 667, 402, 406, 368, 387;**
99/341, 347, 645, 339; 220/731, 912,
220/370; 366/347

See application file for complete search history.

FIG. 1 is a perspective view of the splatter screen of the
present invention.

FIG. 2 is a right side elevation of the splatter screen of the
present invention.

FIG. 3 is a left side elevation of the splatter screen of the
present invention.

FIG. 4 is a rear elevation of the splatter screen of the present
invention.

FIG. 5 is a front elevation of the splatter screen of the present
invention.

FIG. 6 is a bottom plan view of the splatter screen of the
present invention.

FIG. 7 is a top plan view of the splatter screen of the present
invention; and,

FIG. 8 is a perspective view of the splatter screen of the
present invention in a partially folded configuration.

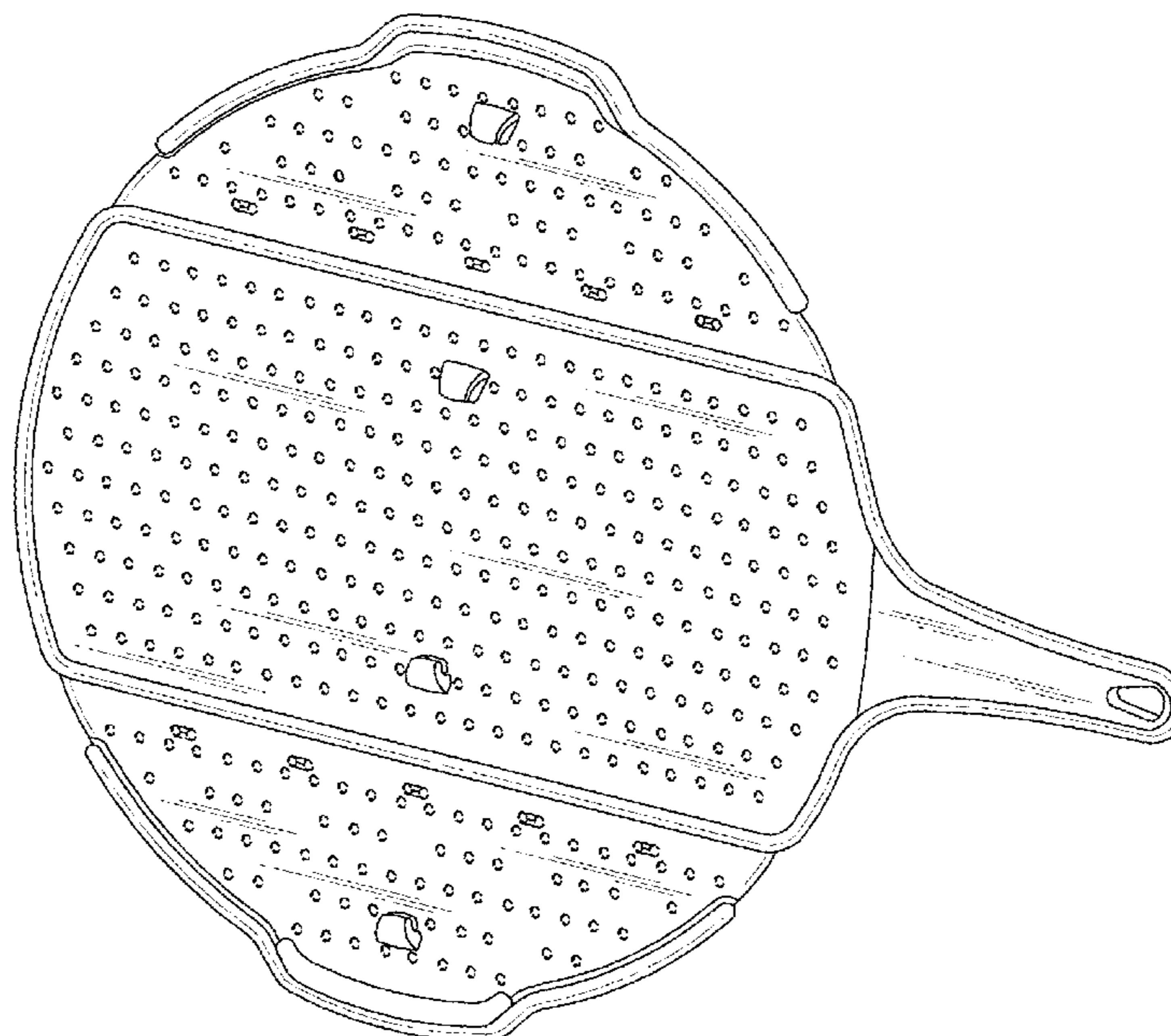
The broken lines in the drawings represent unclaimed fea-
tures.

(56) **References Cited**

U.S. PATENT DOCUMENTS

2,498,534	A	2/1950	Drum	
2,770,389	A	11/1956	Drakoff	
5,992,675	A *	11/1999	Kerr	220/370
6,056,146	A *	5/2000	Varakian et al.	220/370
D494,427	S *	8/2004	Kaposi et al.	D7/667

1 Claim, 6 Drawing Sheets



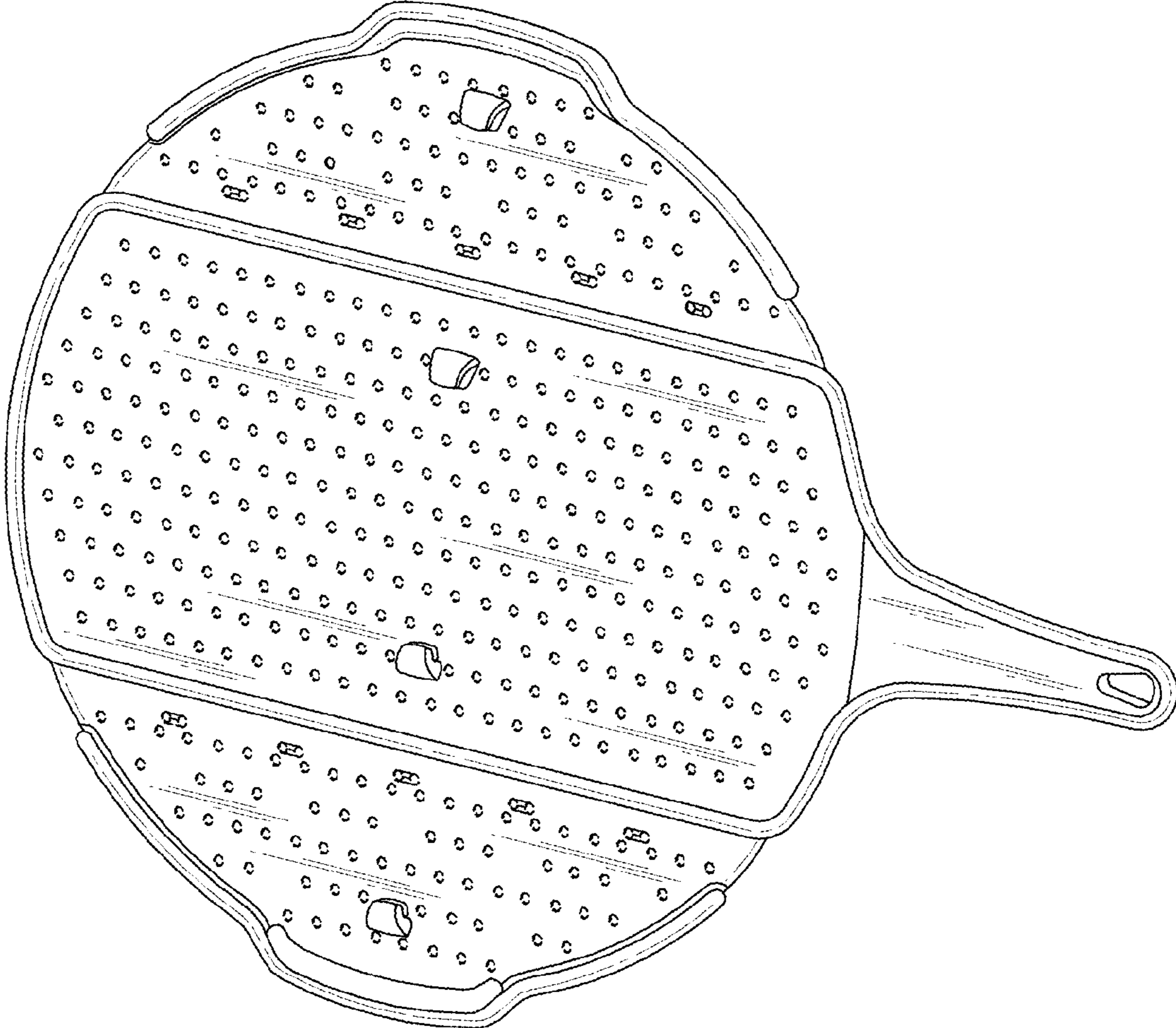


FIG. 1

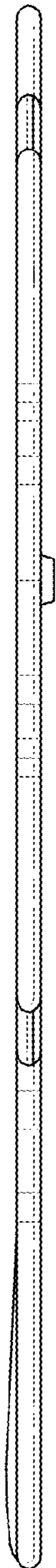


FIG. 2

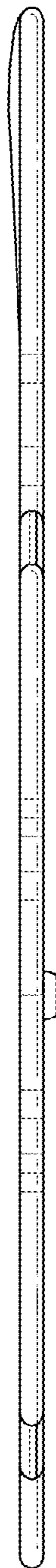


FIG. 3



FIG. 4



FIG. 5

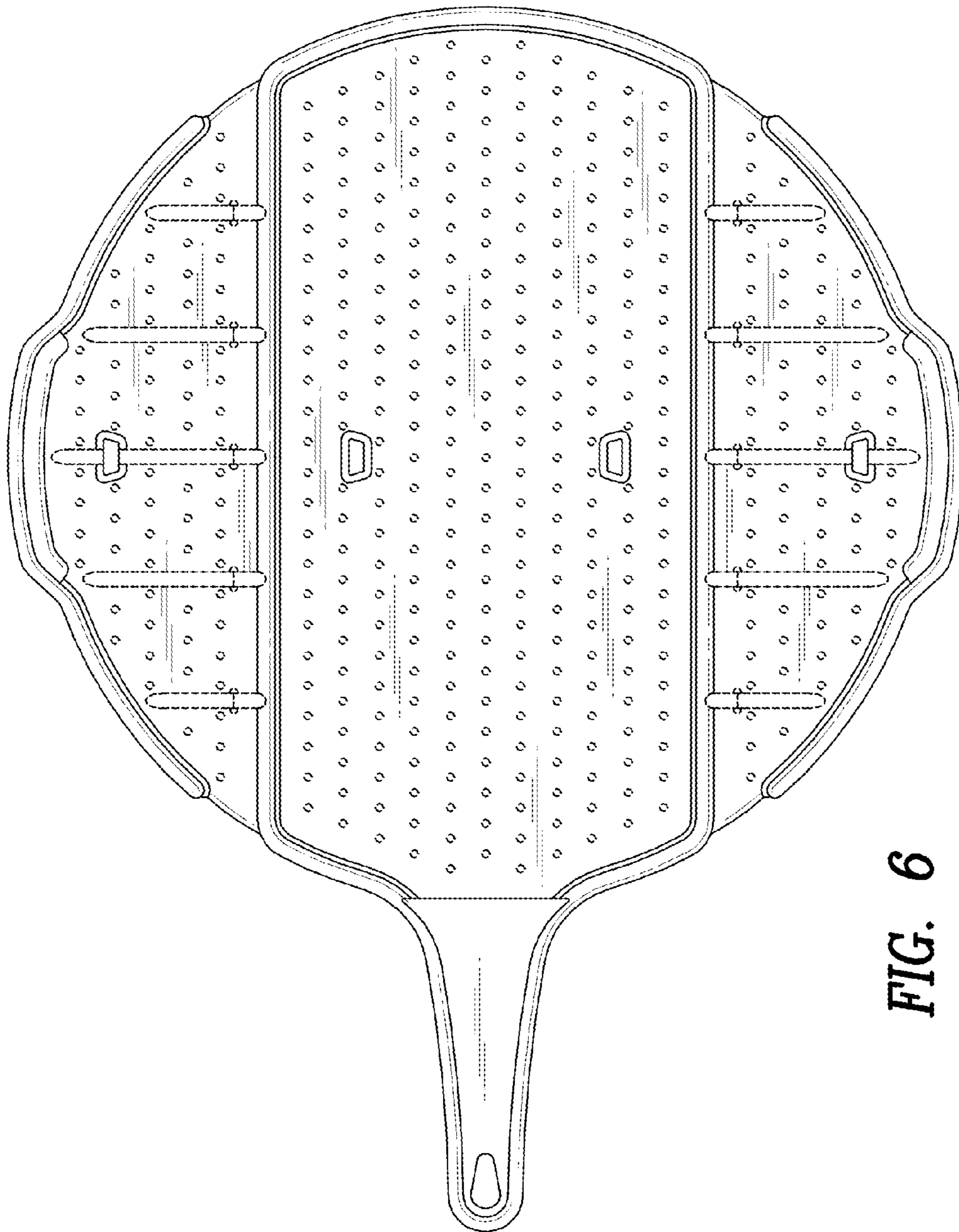


FIG. 6

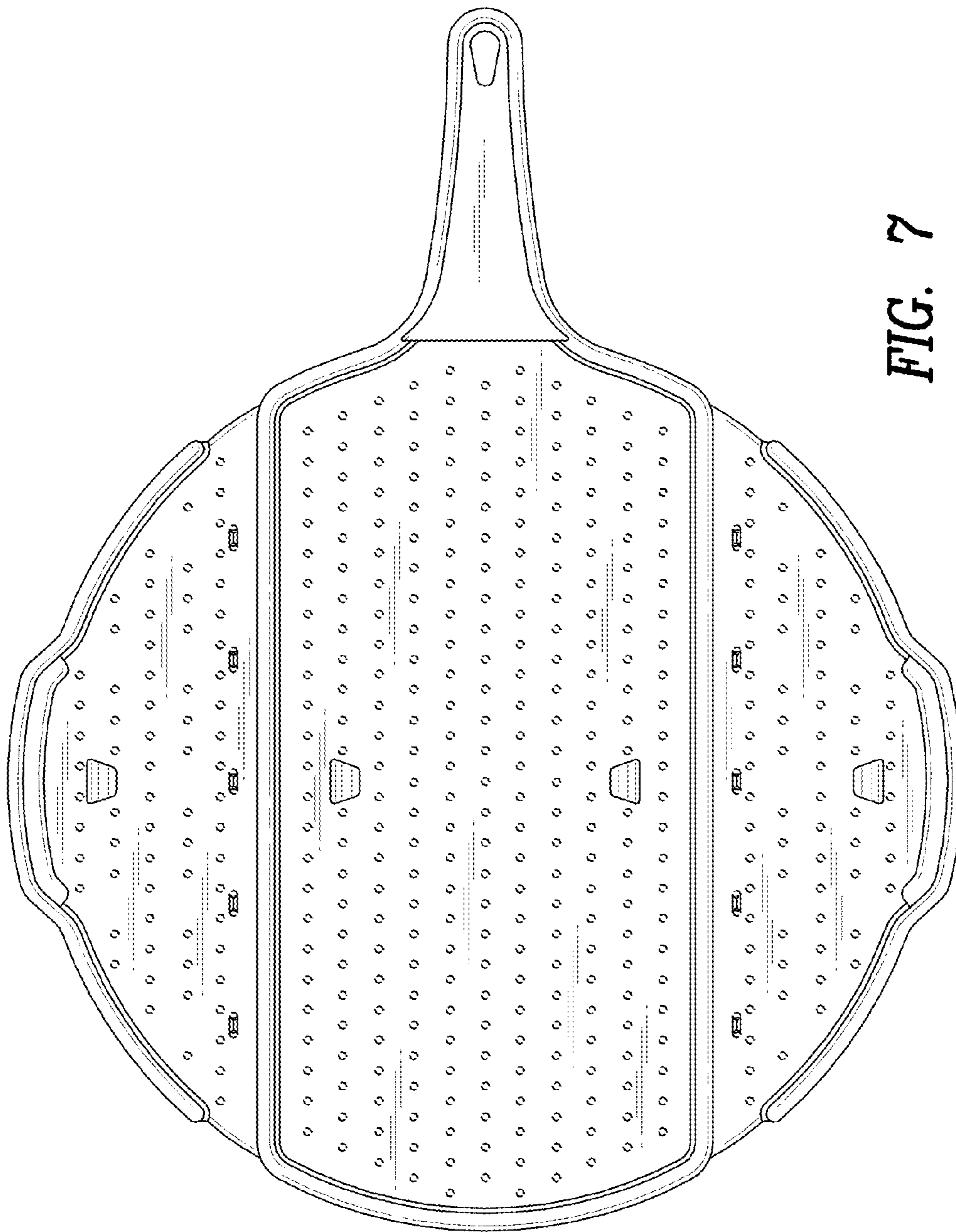


FIG. 7

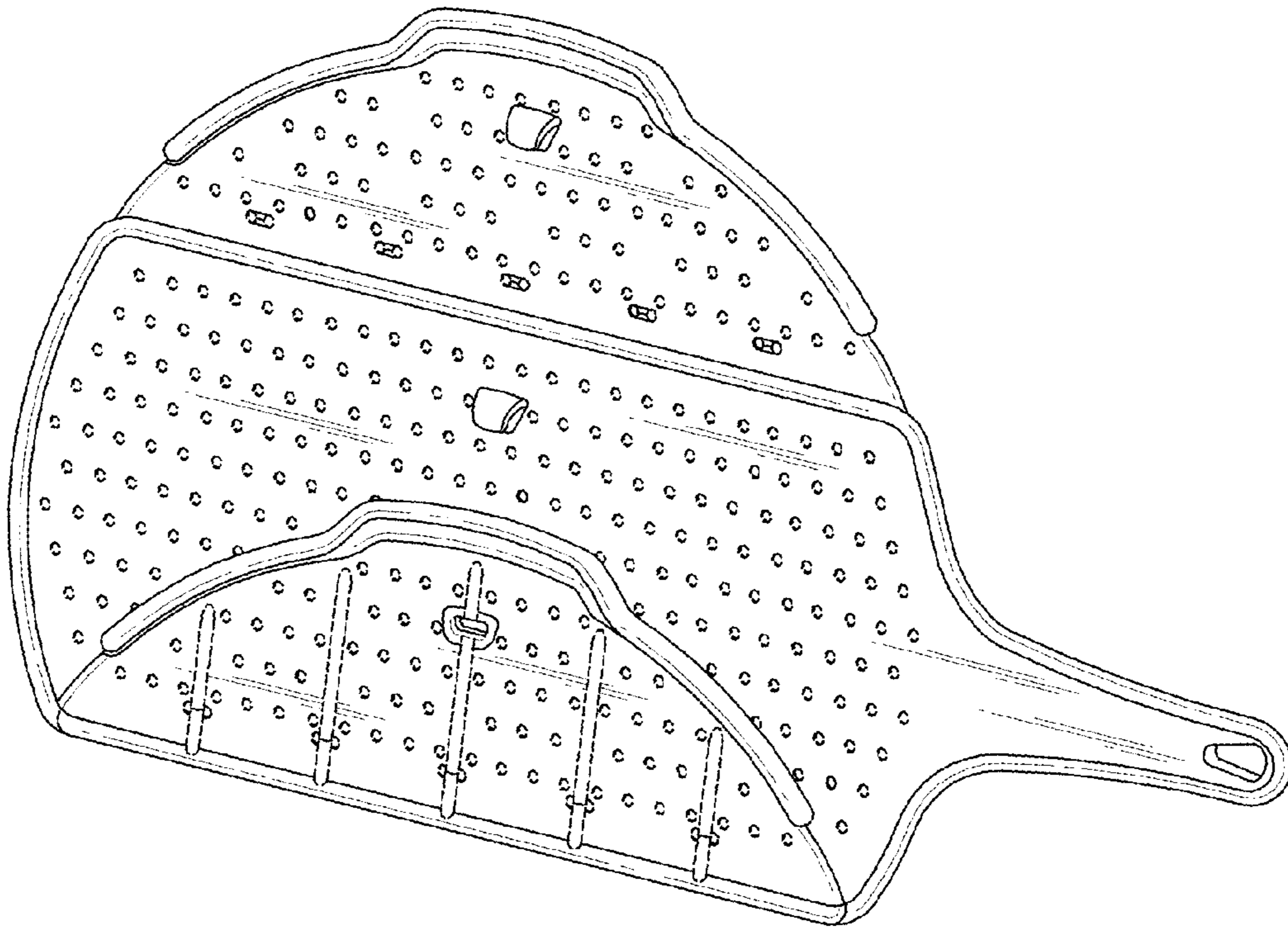


FIG. 8