



US00D708895S

(12) **United States Design Patent**  
**Hoyord et al.**

(10) **Patent No.:** **US D708,895 S**  
(45) **Date of Patent:** **\*\* Jul. 15, 2014**

- (54) **TRIVET**
- (71) Applicant: **Target Brands, Inc.**, Minneapolis, MN (US)
- (72) Inventors: **Daniel J. Hoyord**, St. Paul, MN (US); **Emily T. Brown**, Minneapolis, MN (US); **Kendal L. Dudek**, Minneapolis, MN (US); **Jennifer M. Robertus**, Crystal, MN (US); **Patrick R. O’Connell**, St. Louis Park, MN (US)
- (73) Assignee: **Target Brands, Inc.**, Minneapolis, MN (US)
- (\*\*) Term: **14 Years**
- (21) Appl. No.: **29/456,343**
- (22) Filed: **May 30, 2013**
- (51) **LOC (10) Cl.** ..... **07-99**
- (52) **U.S. Cl.**  
USPC ..... **D7/388; D7/409**
- (58) **Field of Classification Search**  
USPC ..... D7/389, 388, 408, 409, 407, 346; 248/152, 150; 126/214 C; D34/38; D5/1, 2  
See application file for complete search history.

- D416,442 S \* 11/1999 Gilchrist ..... D7/409
- D457,328 S 5/2002 McBride et al.
- D459,050 S \* 6/2002 Meyer ..... D34/38
- D508,300 S \* 8/2005 O’Dell et al. .... D34/38
- D538,100 S \* 3/2007 Dodge ..... D7/388
- D546,119 S \* 7/2007 Dodge ..... D7/388

**OTHER PUBLICATIONS**

Bēhance, “aVoid Trivet,” <http://behance.net/gallery/aVoid-Trivet/6269523>, at least as early as Jan. 2013, 1 page.  
 Design For Mankind, “Home Find//Geometric Kitchenware,” <http://www.designformankind.com/2012/06/home-find-geometric-kitchenware/>, at least as early as Jan. 2013, 1 page.  
 Urban Outfitters, “Geo Cutout Letter Storage Bin,” [http://www.urbanoutfitters.com/urban/catalog/productdetail.jsp?id=25009465&parentid=A\\_ENT\\_BOOKS\\_STATIONERY](http://www.urbanoutfitters.com/urban/catalog/productdetail.jsp?id=25009465&parentid=A_ENT_BOOKS_STATIONERY), at least as early as Jan. 2013, 1 page.

\* cited by examiner

*Primary Examiner* — Marianne Pandozzi  
 (74) *Attorney, Agent, or Firm* — Leanne Taveggia Farrell; Westman, Champlin & Koehler, P.A.

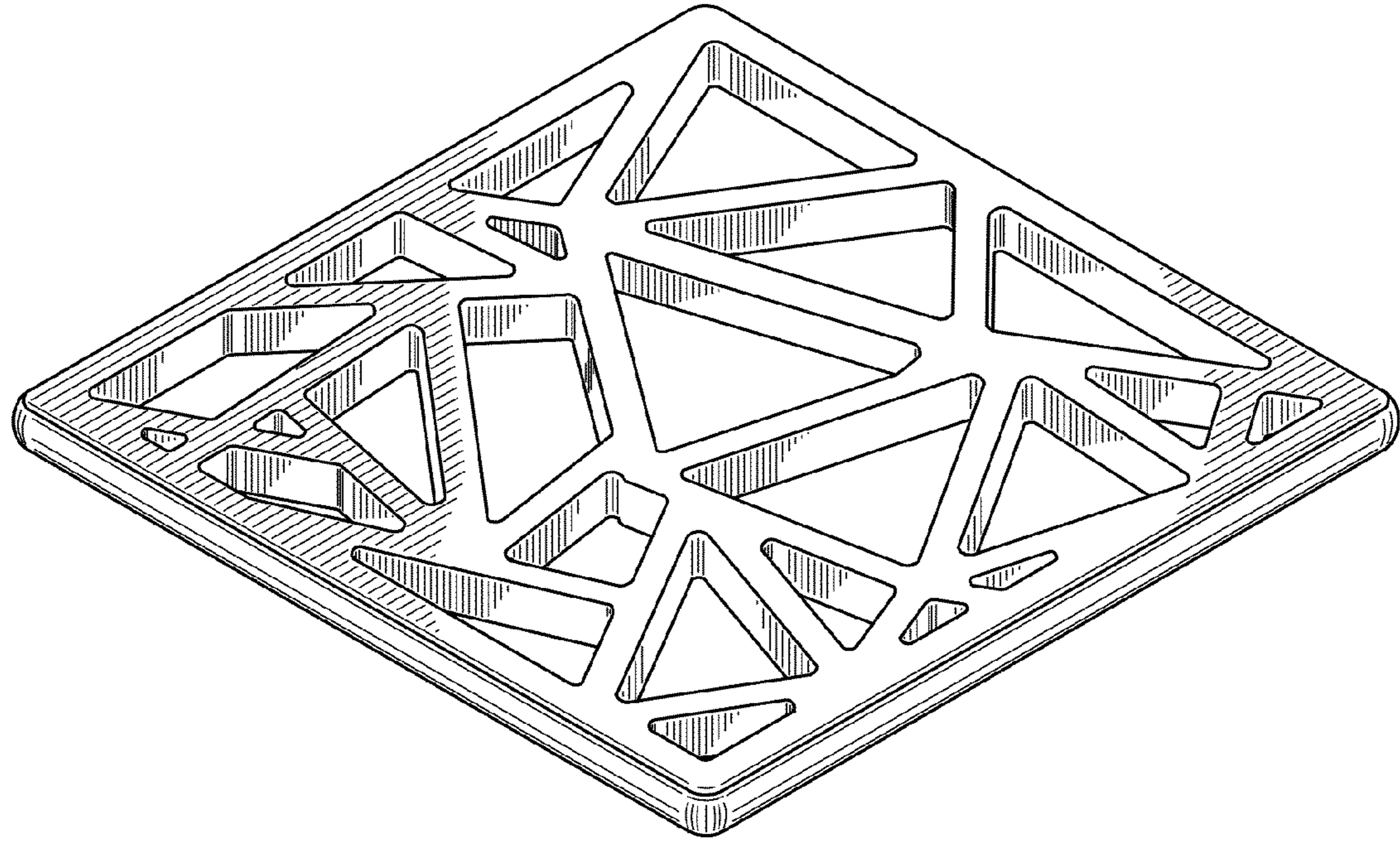
(57) **CLAIM**  
 The ornamental design for a trivet, as shown.

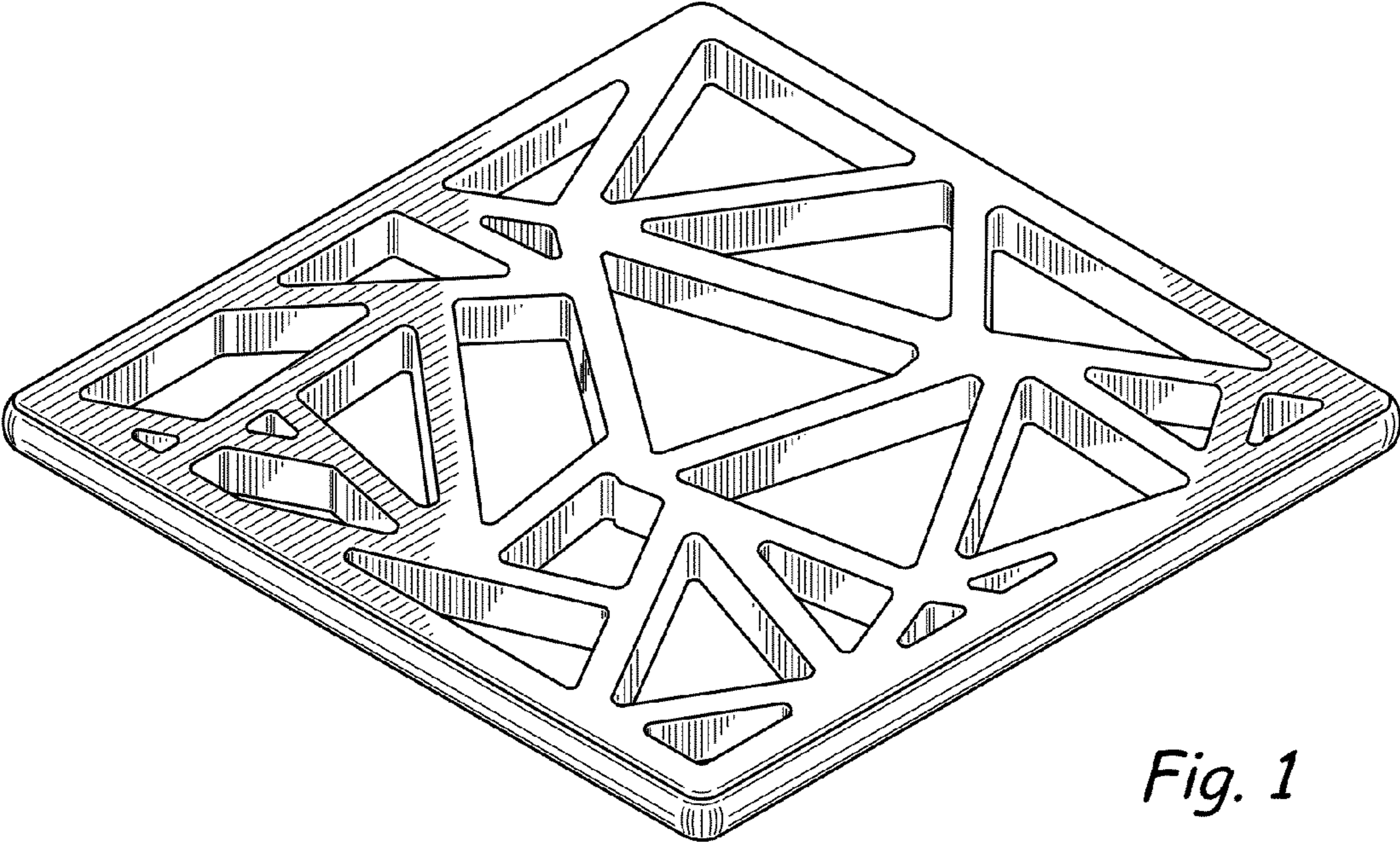
**DESCRIPTION**

FIG. 1 is a perspective view of a trivet showing our new design;  
 FIG. 2 is a front end view thereof, the back being a mirror image; and,  
 FIG. 3 is a side view thereof, the opposing side, the top and the bottom being identical.

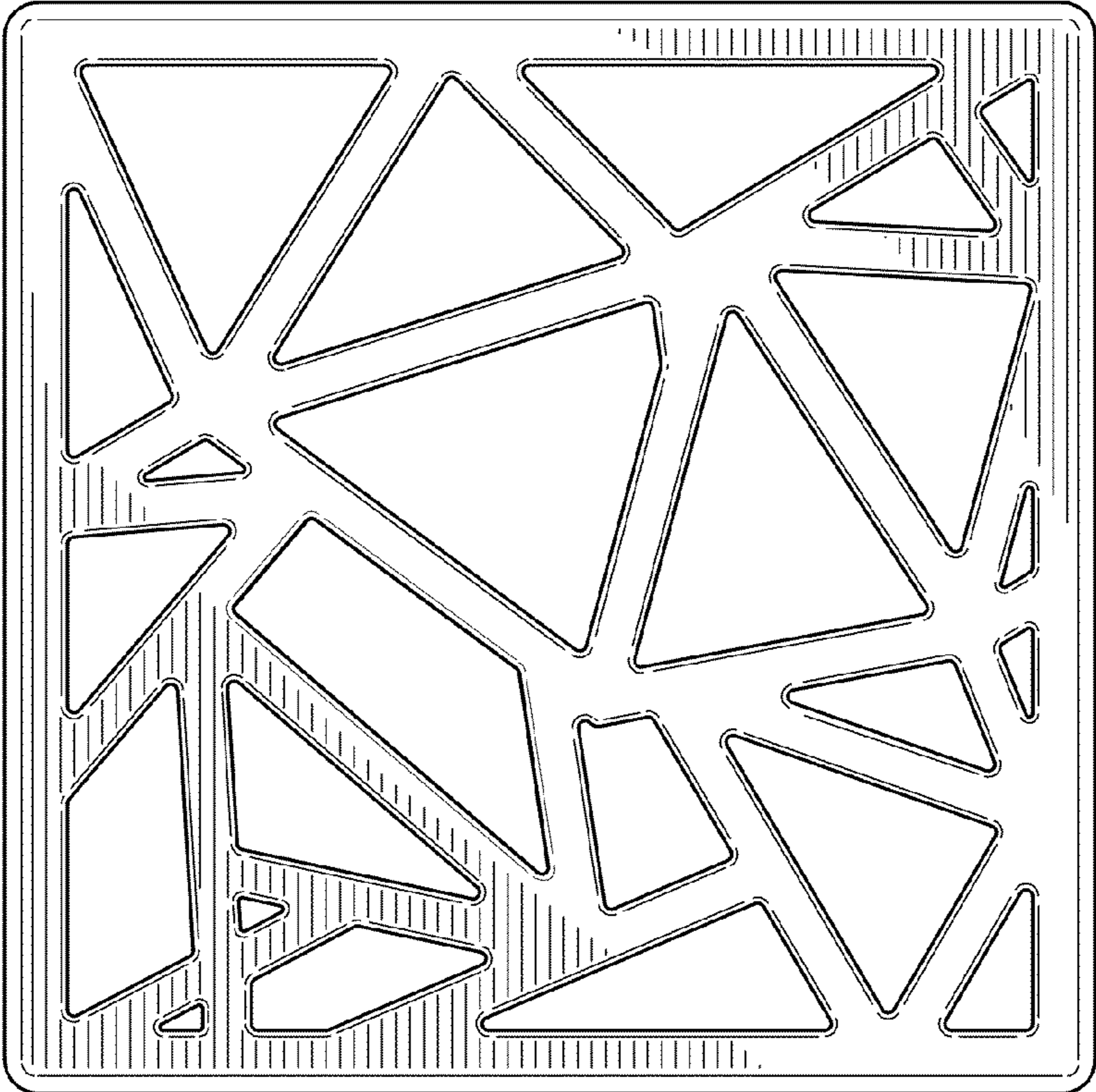
**1 Claim, 1 Drawing Sheet**

- (56) **References Cited**  
 U.S. PATENT DOCUMENTS  
 2,900,495 A 8/1959 Zwick  
 D411,685 S 6/1999 Thomas

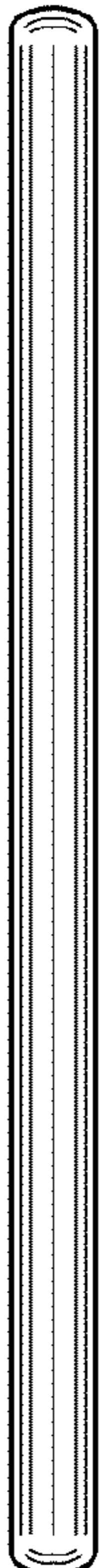




*Fig. 1*



*Fig. 2*



*Fig. 3*