



US00D708891S

(12) **United States Design Patent**
Smallegan

(10) **Patent No.:** **US D708,891 S**
(45) **Date of Patent:** **** Jul. 15, 2014**

- (54) **MULTI-POCKET COOKING PAN**
- (71) Applicant: **Ezaspie, LLC**, Melbourne, FL (US)
- (72) Inventor: **Jon Smallegan**, Melbourne, FL (US)
- (73) Assignee: **Ezaspie, LLC**, Melbourne, FL (US)
- (**) Term: **14 Years**
- (21) Appl. No.: **29/471,522**
- (22) Filed: **Nov. 1, 2013**
- (51) **LOC (10) Cl.** **07-02**
- (52) **U.S. Cl.**
USPC **D7/357**; D7/354; D7/359
- (58) **Field of Classification Search**
USPC D7/323, 329-332, 337-339, 346-347,
D7/350.1-350.4, 353-367, 388-395,
D7/402-409, 538, 542-543, 552.2, 586,
D7/602, 629, 665, 701; D9/415, 418,
D9/424-426, 756; D15/90; 99/324-325,
99/330-332, 337-343, 366-369, 393,
99/400-418, 422, 425, 444-450, 476;
126/9 B, 25 AA, 25 R, 30, 37 R, 41 R,
126/261, 378.1, 390.1; 206/335, 470, 508;
219/368-387, 392, 400, 405, 429-442,
219/452.11, 620-624, 725, 730-735;
220/314-315, 486, 573.1-573.5,
220/592.16, 657, 792, 912; 249/121-126
See application file for complete search history.

(56) **References Cited**

U.S. PATENT DOCUMENTS

476,340 A	6/1892	Wagandt
1,945,397 A	1/1934	Gray
2,080,125 A	5/1937	Frost
2,352,393 A	6/1944	Lee
2,575,294 A	11/1951	Putorak
2,700,284 A	1/1955	Lyon, Jr.

3,268,198 A	8/1966	Swett
D214,391 S	6/1969	Weiss
3,516,573 A	6/1970	Mizuk
D223,854 S	6/1972	Swett
3,771,713 A	11/1973	Davidson
D245,384 S	8/1977	Ashton
D311,304 S	10/1990	Virk
D330,310 S	10/1992	Montgomery
D332,030 S	12/1992	Kauffman et al.
D335,795 S	5/1993	Conti
D346,528 S *	5/1994	Crawford et al. D7/357
D440,490 S	4/2001	Lizzio
D461,677 S *	8/2002	Bradley D7/357
D488,952 S *	4/2004	Cubillos D7/357
D494,408 S *	8/2004	Hinton et al. D7/357

(Continued)

Primary Examiner — Ricky Pham

(74) *Attorney, Agent, or Firm* — Mark R. Malek; Zies Widerman & Malek

(57) **CLAIM**

The ornamental design for a multi-pocket cooking pan, as shown and described.

DESCRIPTION

FIG. 1 is a front perspective view of a multi-pocket cooking pan of the present invention.

FIG. 2 is a rear perspective view of the multi-pocket cooking pan illustrated in FIG. 1.

FIG. 3 is a top plan view of the multi-pocket cooking pan illustrated in FIG. 1.

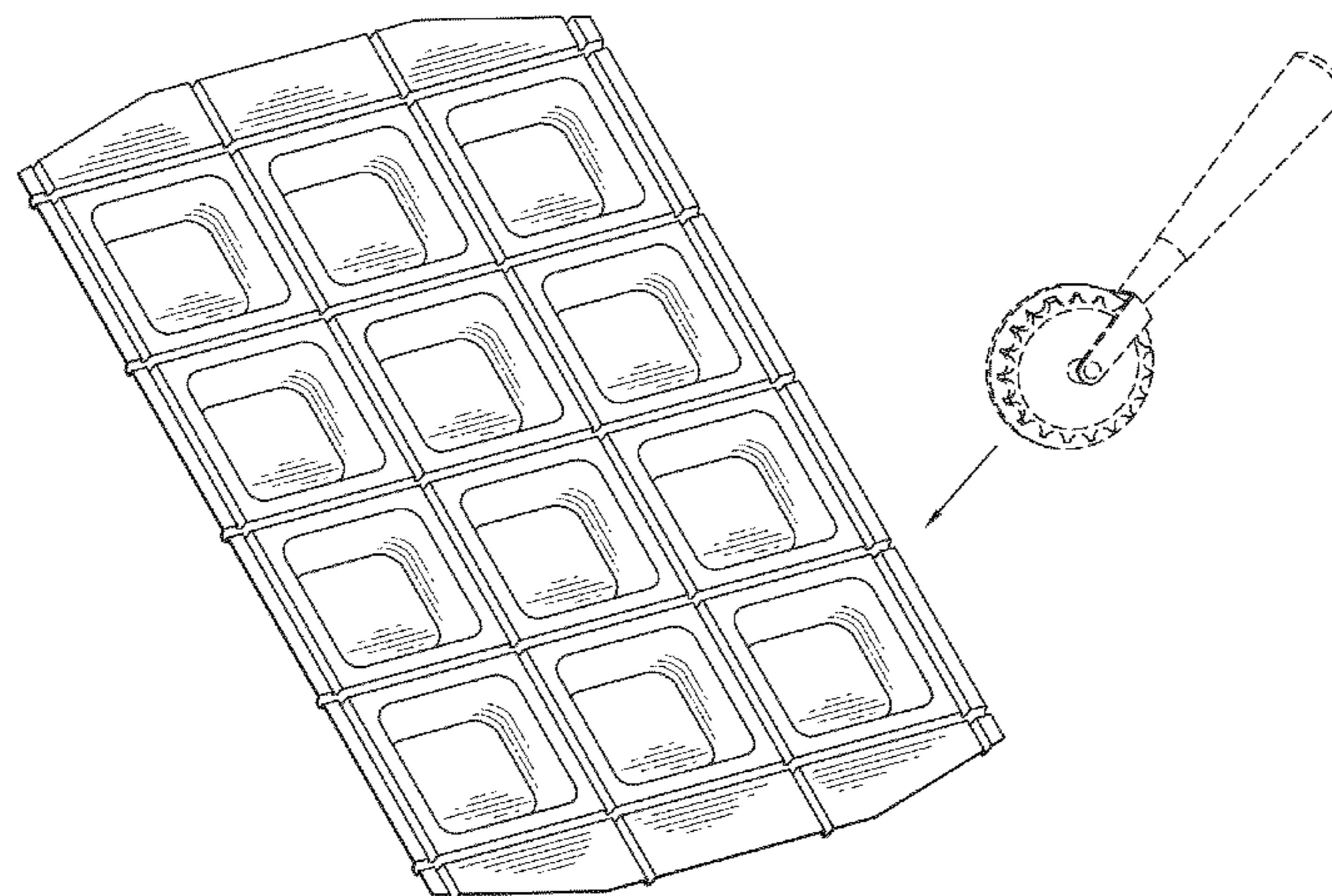
FIG. 4 is a front elevation view of the multi-pocket cooking pan illustrated in FIG. 1.

FIG. 5 is a bottom plan view of the multi-pocket cooking pan illustrated in FIG. 1; and,

FIG. 6 is a side elevation view of the multi-pocket cooking pan illustrated in FIG. 1.

The broken lines depict a cutting tool to be used in connection with the multi-pocket cooking pan, and do not form a claimed feature of the present invention.

1 Claim, 3 Drawing Sheets



(56)

References Cited

U.S. PATENT DOCUMENTS

6,869,059 B2 *	3/2005	Sloan et al.	249/126	D616,698 S	6/2010	Lion et al.	
D513,019 S *	12/2005	Lion et al.	D15/90	D621,650 S	8/2010	DeLeo	
D515,942 S *	2/2006	Hamblin et al.	D9/756	D628,449 S *	12/2010	Kulzer	D7/701
D534,030 S	12/2006	Peterson		D664,391 S	7/2012	Hixon	
D579,264 S *	10/2008	Simon et al.	D7/357	D666,086 S	8/2012	Mundhra	
D596,447 S *	7/2009	Cubillos	D7/357	D667,678 S	9/2012	Sensenig et al.	
D598,714 S	8/2009	Aagaard		D673,003 S *	12/2012	Lion et al.	D7/359
D606,396 S	12/2009	Mendez		D677,973 S	3/2013	Smallegan	
D612,663 S *	3/2010	Galperin	D7/354	2005/0151049 A1 *	7/2005	Lion et al.	249/121
				2007/0169636 A1	7/2007	Carlson et al.	
				2012/0308701 A1	12/2012	Campbell et al.	

* cited by examiner

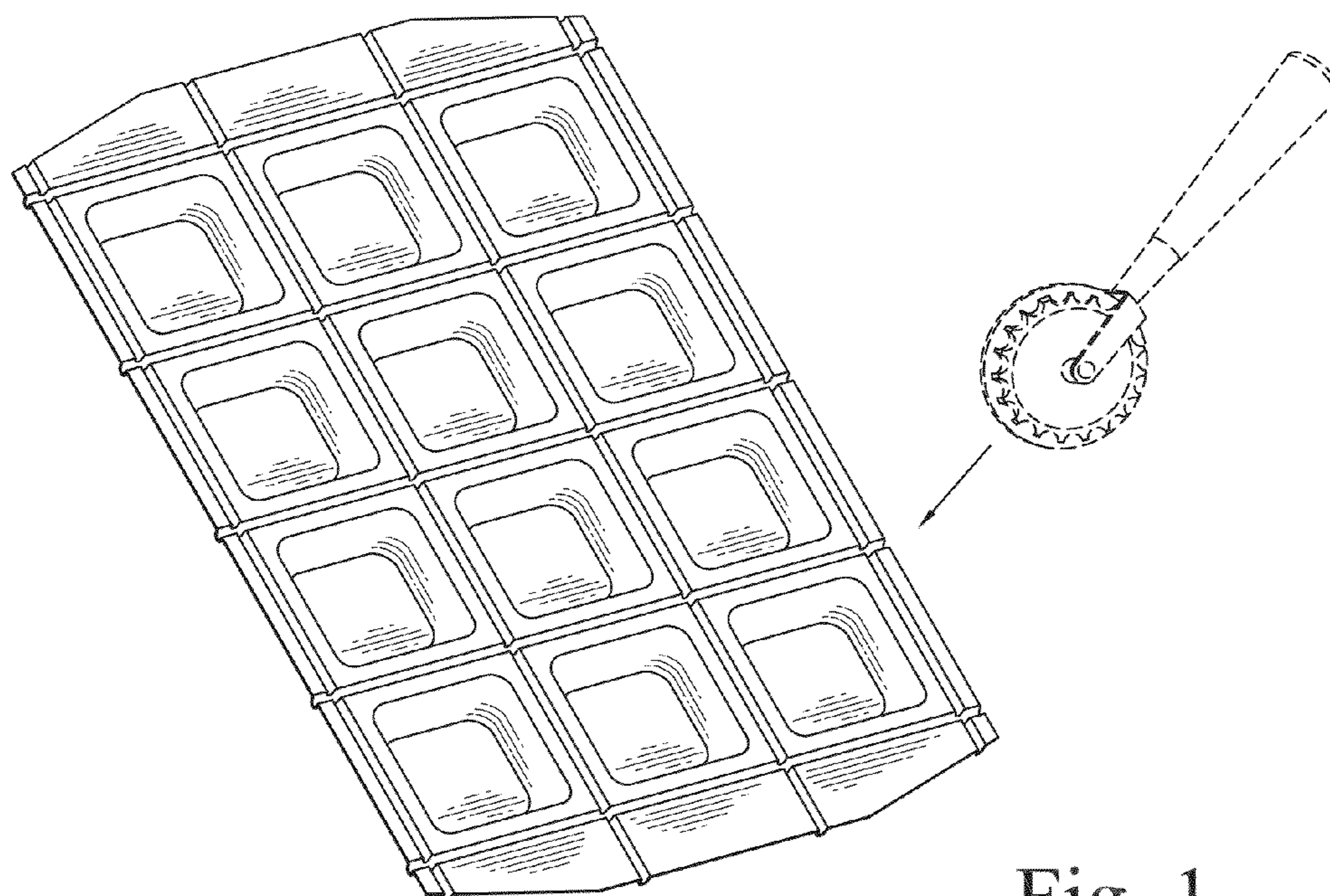


Fig. 1

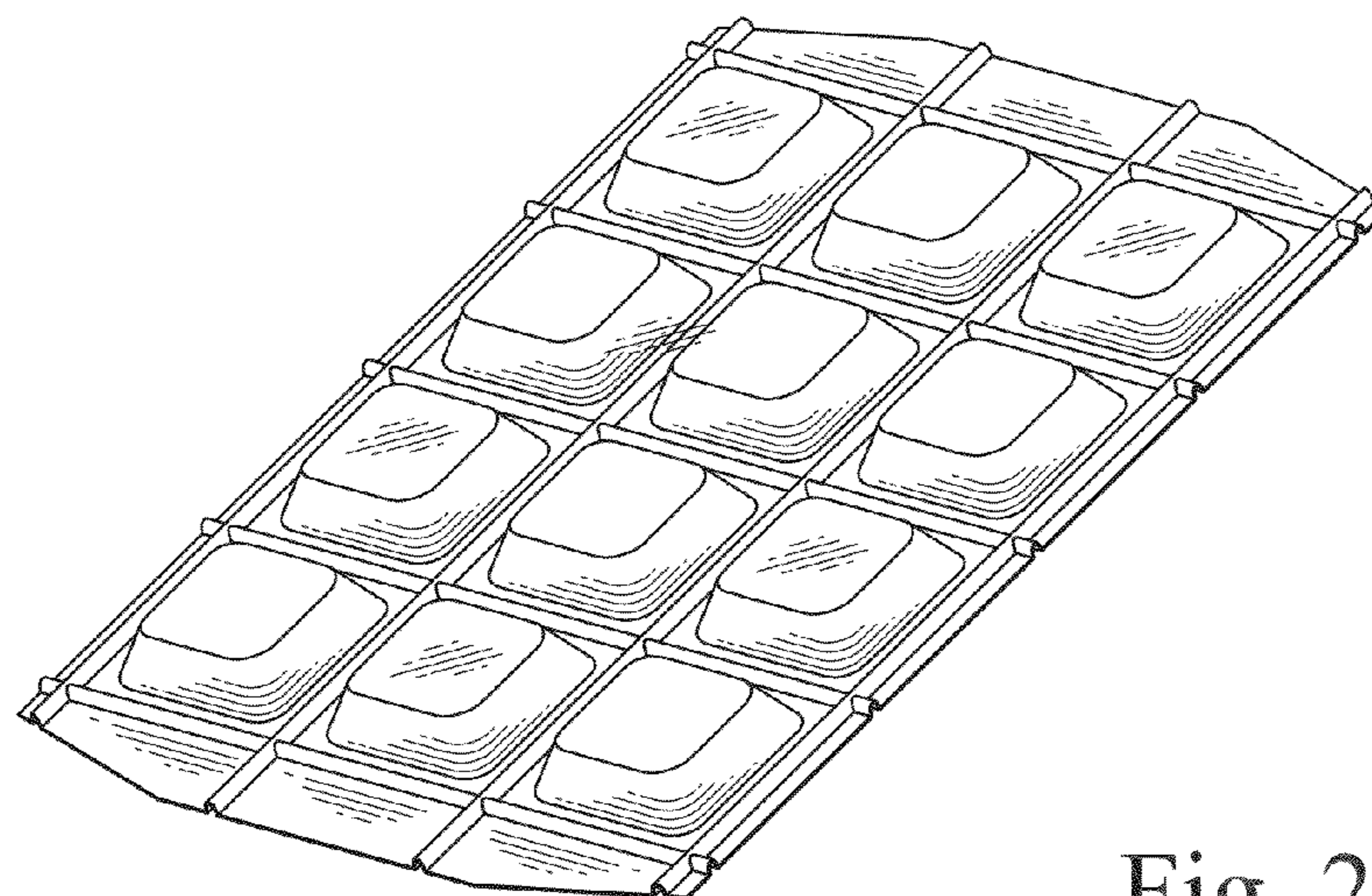


Fig. 2




Fig. 3

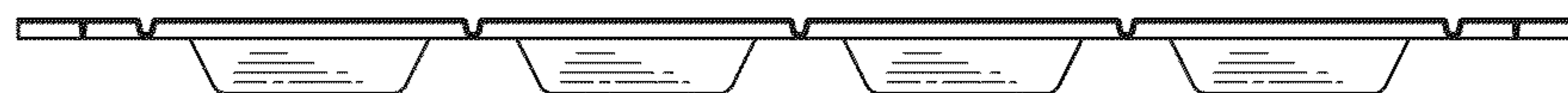


Fig. 4




Fig. 5




Fig. 6