



US00D708868S

(12) **United States Design Patent**
Willoughby

(10) **Patent No.:** **US D708,868 S**
(45) **Date of Patent:** **** Jul. 15, 2014**

(54) **FITTED SHEET WITH ATTACHED
PILLOWCASE**

(71) Applicant: **Carol J. Willoughby**, Hillsboro, OH
(US)

(72) Inventor: **Carol J. Willoughby**, Hillsboro, OH
(US)

(**) Term: **14 Years**

(21) Appl. No.: **29/456,509**

(22) Filed: **May 31, 2013**

(51) **LOC (10) Cl.** **06-09**

(52) **U.S. Cl.**
USPC **D6/602**

(58) **Field of Classification Search**
USPC D6/595, 596, 602, 603, 605; 5/482,
5/494-497, 499, 501
See application file for complete search history.

(56) **References Cited**

U.S. PATENT DOCUMENTS

- 2,449,758 A * 9/1948 Wikmark 5/495
- 2,586,031 A * 2/1952 Hahne 5/485
- 3,148,388 A * 9/1964 Espersen 5/485

- 3,689,947 A * 9/1972 Wolf 5/419
- 4,815,156 A * 3/1989 Williams 5/485
- 5,118,553 A * 6/1992 Boisson 5/482
- 5,438,719 A * 8/1995 Anthony 5/485
- 5,729,846 A * 3/1998 Sullivan 5/419
- 5,765,241 A * 6/1998 Macdonald 5/497
- 7,600,279 B1 * 10/2009 Cameron 5/482
- 8,607,383 B2 * 12/2013 Briganti 5/497

* cited by examiner

Primary Examiner — Janice Seeger

(74) *Attorney, Agent, or Firm* — Neal O. Willmann

(57) **CLAIM**

The ornamental design for the fitted sheet with attached pillowcase, as shown and described.

DESCRIPTION

FIG. 1 is a top plan view of a fitted sheet and attached pillowcase showing my new design;
 FIG. 2 is a left side elevation view thereof;
 FIG. 3 is a right side elevation view thereof;
 FIG. 4 is a top plan view thereof with the attached pillowcase rotated 180°; and,
 FIG. 5 is a bottom plan view thereof.
 The broken lines depict stitching.

1 Claim, 3 Drawing Sheets

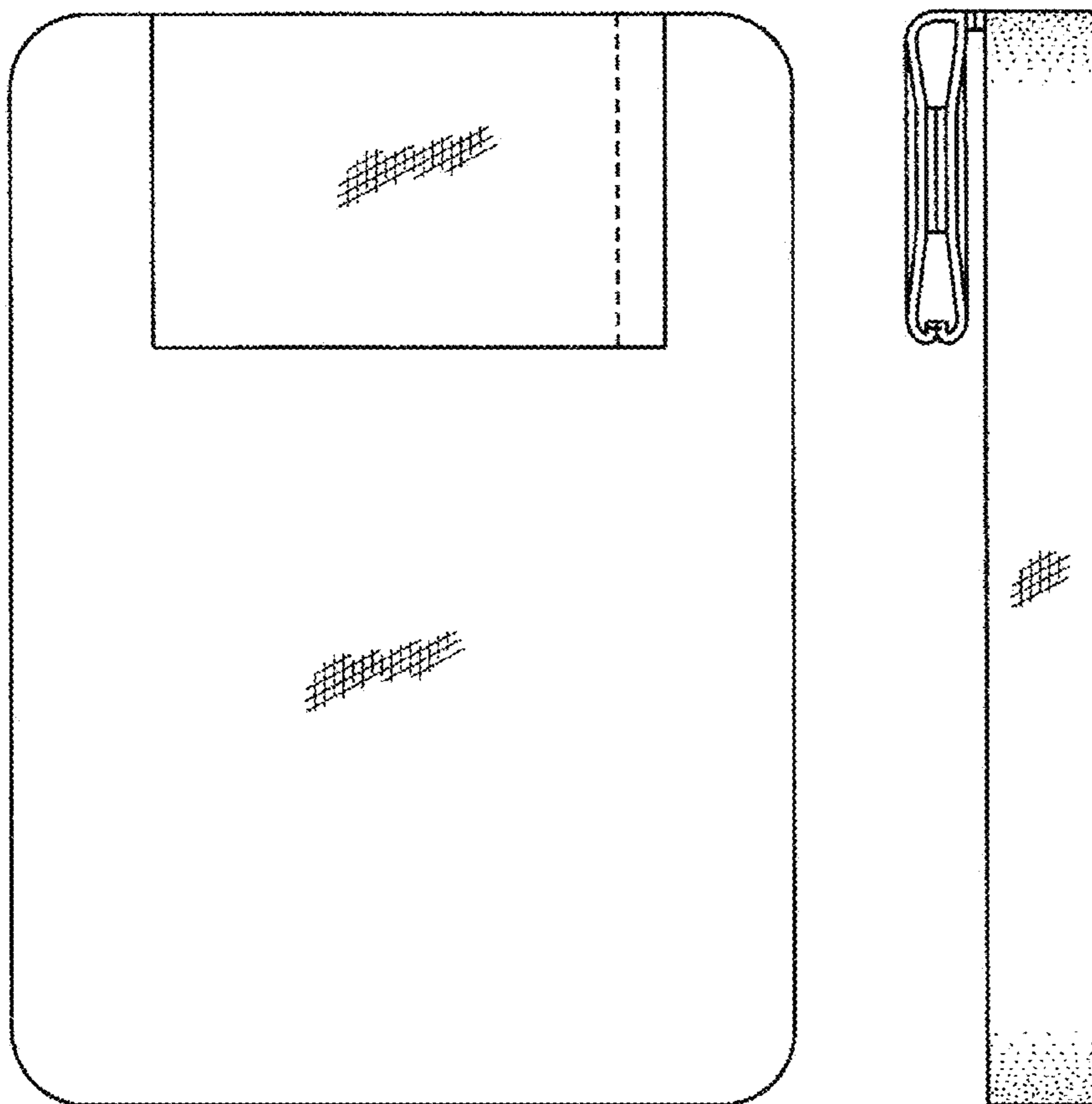


Fig. 1

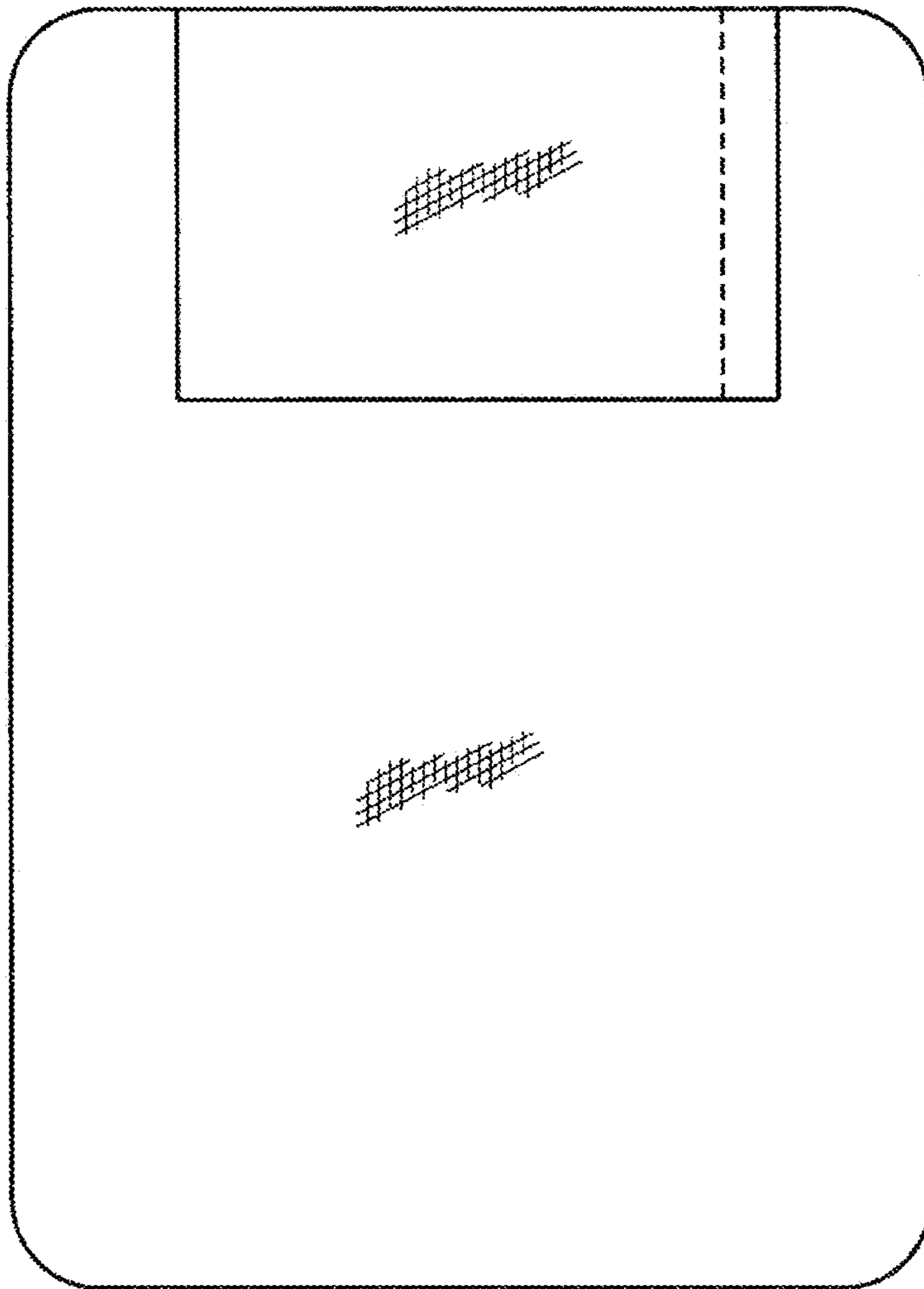


Fig. 2

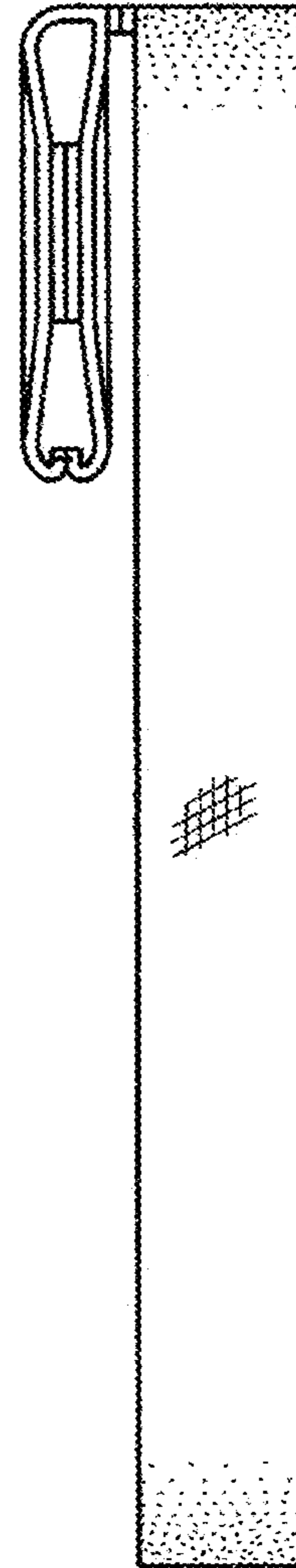


Fig. 3

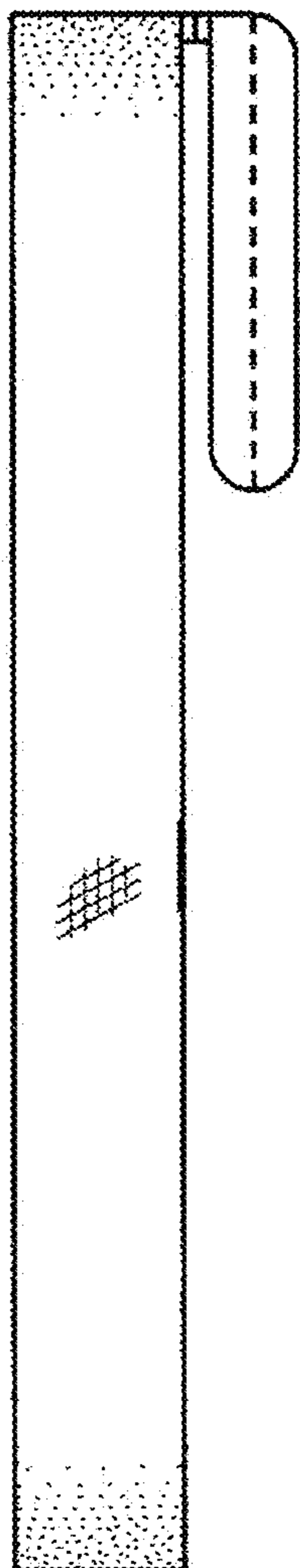


Fig. 4

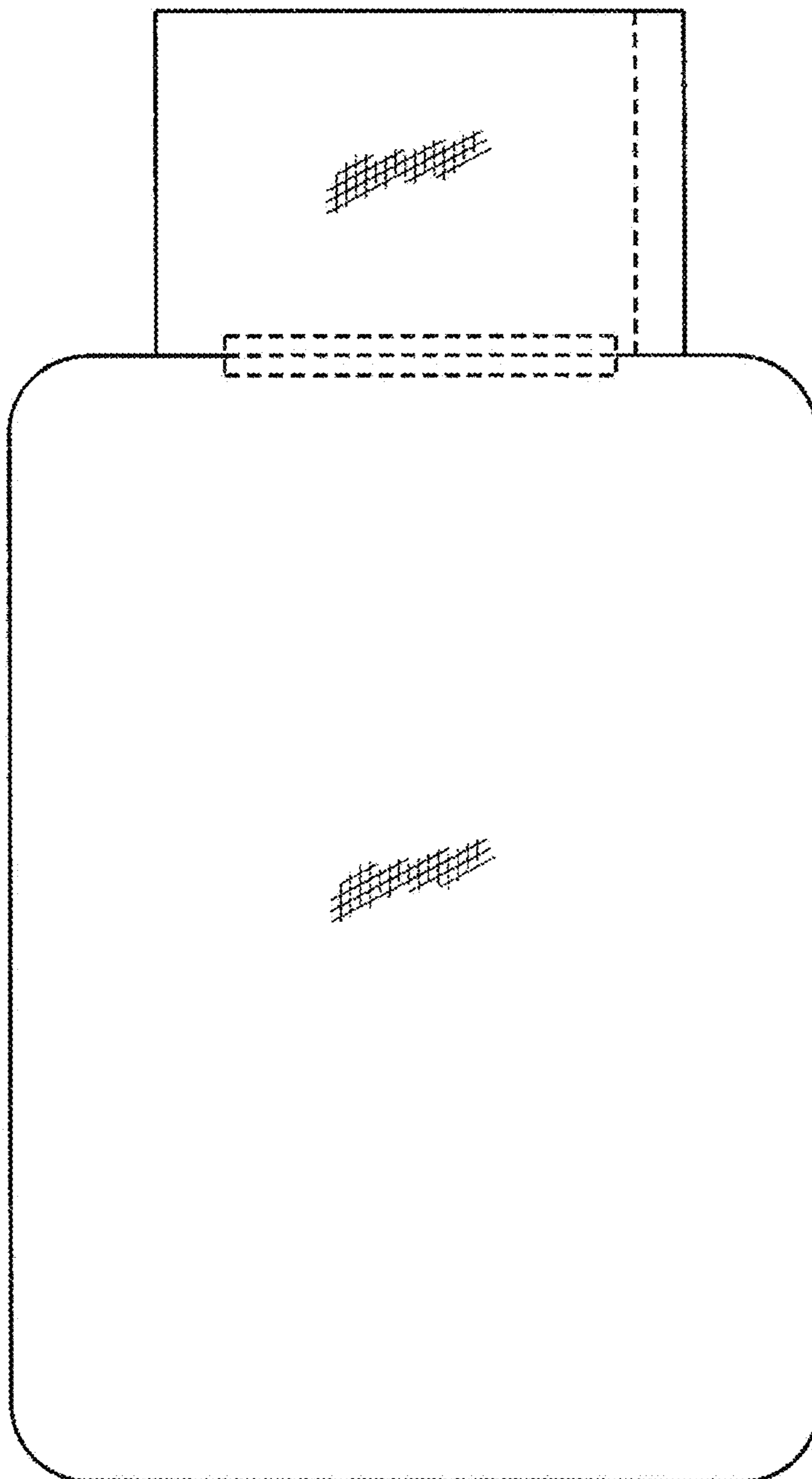


Fig. 5

