



US00D708861S

(12) **United States Design Patent**
Doenges et al.

(10) **Patent No.:** **US D708,861 S**

(45) **Date of Patent:** **** Jul. 15, 2014**

(54) **DISPLAY HANGER**

(71) Applicant: **Under Armour, Inc.**, Baltimore, MD
(US)

(72) Inventors: **Nicole Doenges**, Baltimore, MD (US);
Alex Chater, Baltimore, MD (US)

(**) Term: **14 Years**

(21) Appl. No.: **29/454,325**

(22) Filed: **May 9, 2013**

(51) **LOC (10) Cl.** **06-08**

(52) **U.S. Cl.**
USPC **D6/315**

(58) **Field of Classification Search**

CPC A47G 25/005; A47G 25/28; A47G 25/36;
A47G 25/743; A47G 25/1457; A47F 7/08;
A47F 7/19

USPC D6/315-328; 223/85-98; 211/10, 13.1,
211/85.2, 86.01, 87.01, 113

See application file for complete search history.

(56) **References Cited**

U.S. PATENT DOCUMENTS

D182,259 S * 3/1958 Tupper D6/315
D246,083 S * 10/1977 Auersperg D6/315

D251,891 S * 5/1979 Solomon D6/315
D296,046 S * 6/1988 Marshall D6/315
D631,671 S * 2/2011 Segasby D6/315
2011/0247185 A1 * 10/2011 Bolden et al. 24/716
2013/0221040 A1 * 8/2013 Wright et al. 223/85

* cited by examiner

Primary Examiner — Derrick Holland

Assistant Examiner — Lauren Calve

(57) **CLAIM**

The ornamental design for a display hanger, as shown and described.

DESCRIPTION

FIG. 1 is a perspective view of a display hanger according to the present invention;

FIG. 2 is a front view of the display hanger of FIG. 1

FIG. 3 is a rear view of the display hanger of FIG. 1;

FIG. 4 is a left side view of the display hanger of FIG. 1;

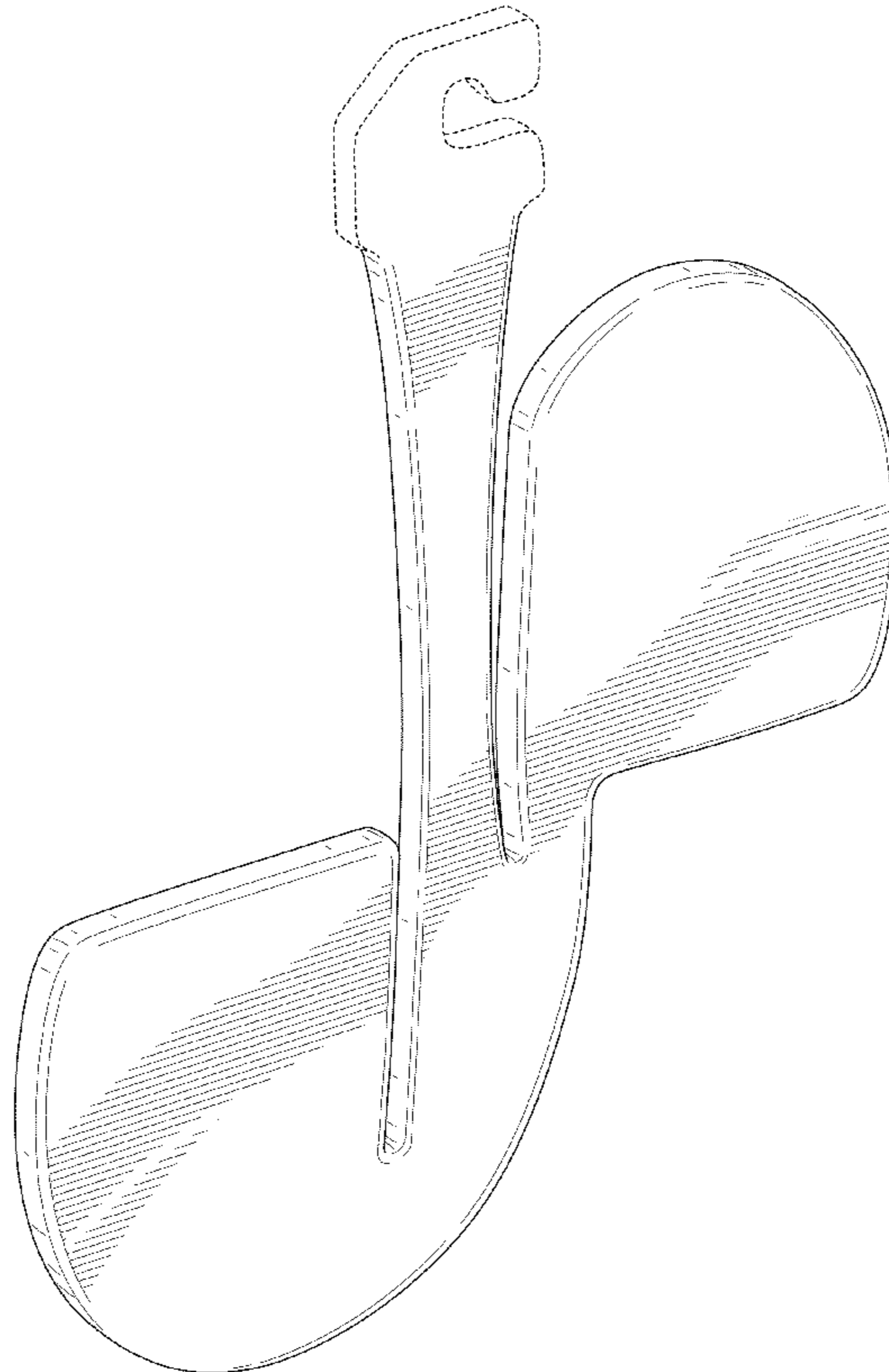
FIG. 5 is a right side view of the display hanger of FIG. 1;

FIG. 6 is a top view of the display hanger of FIG. 1; and,

FIG. 7 is a bottom view of the display hanger of FIG. 1.

The broken lines shown in FIGS. 1-6 represent unclaimed subject matter and form no part of the claimed design.

1 Claim, 5 Drawing Sheets



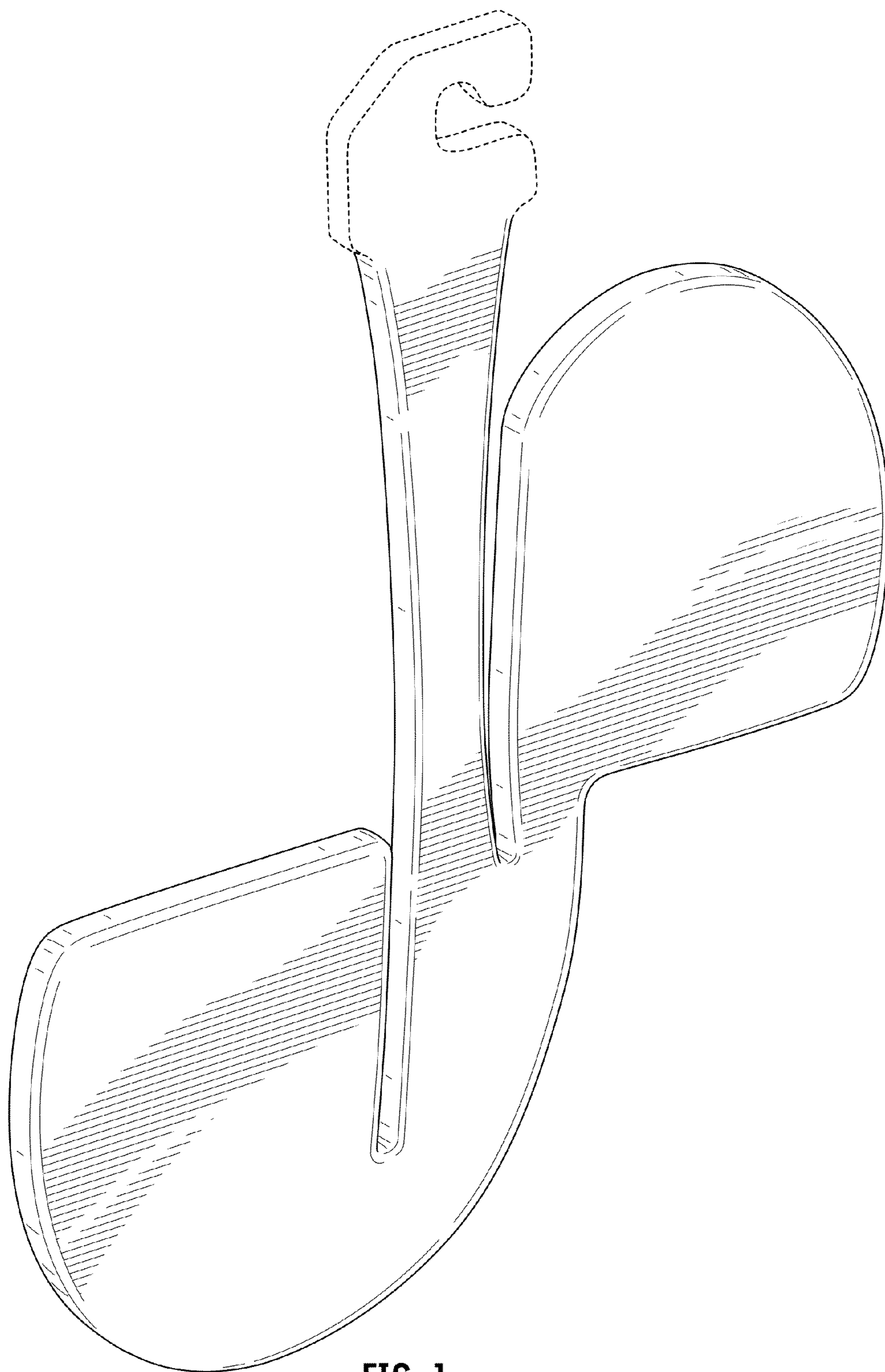


FIG. 1

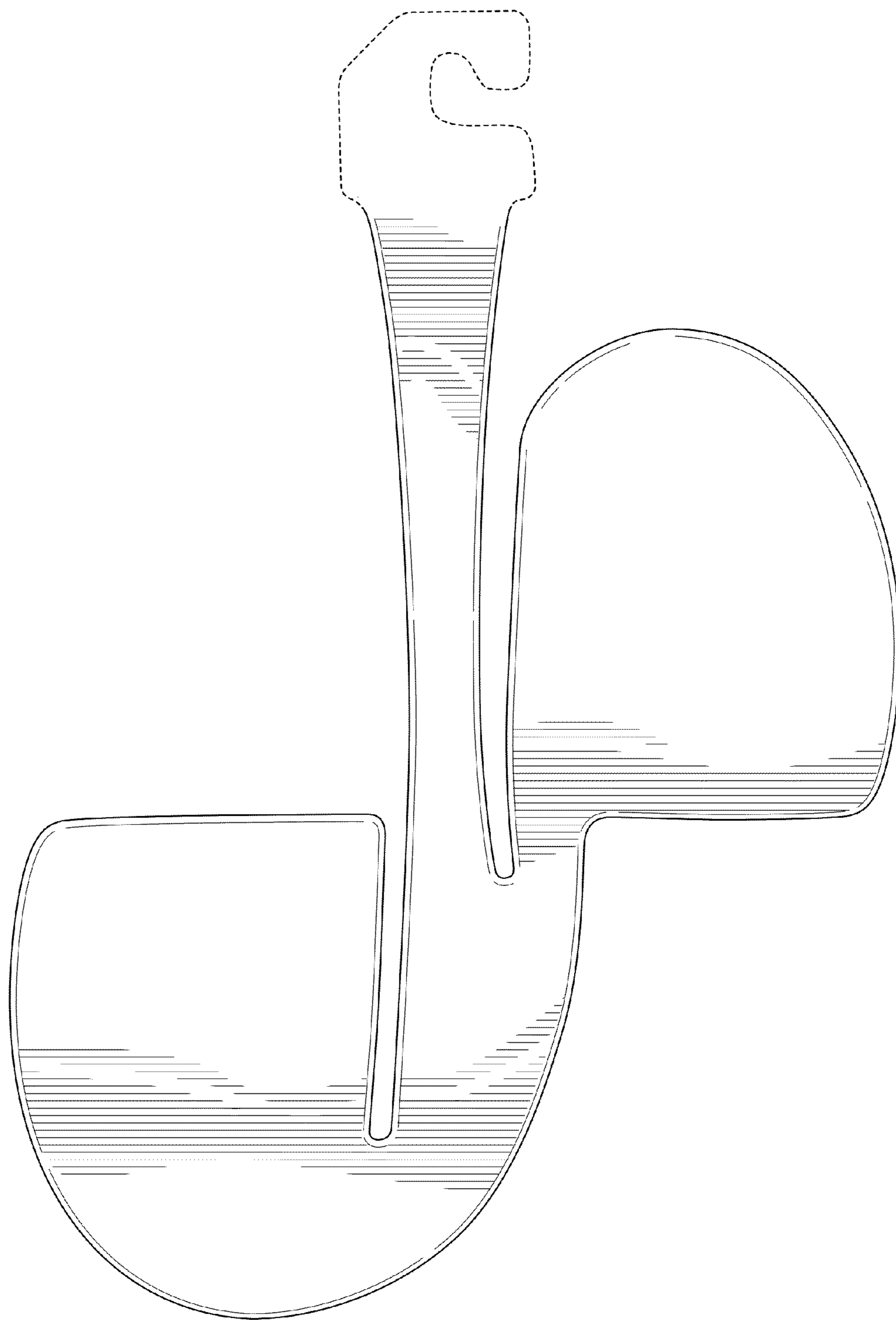


FIG. 2

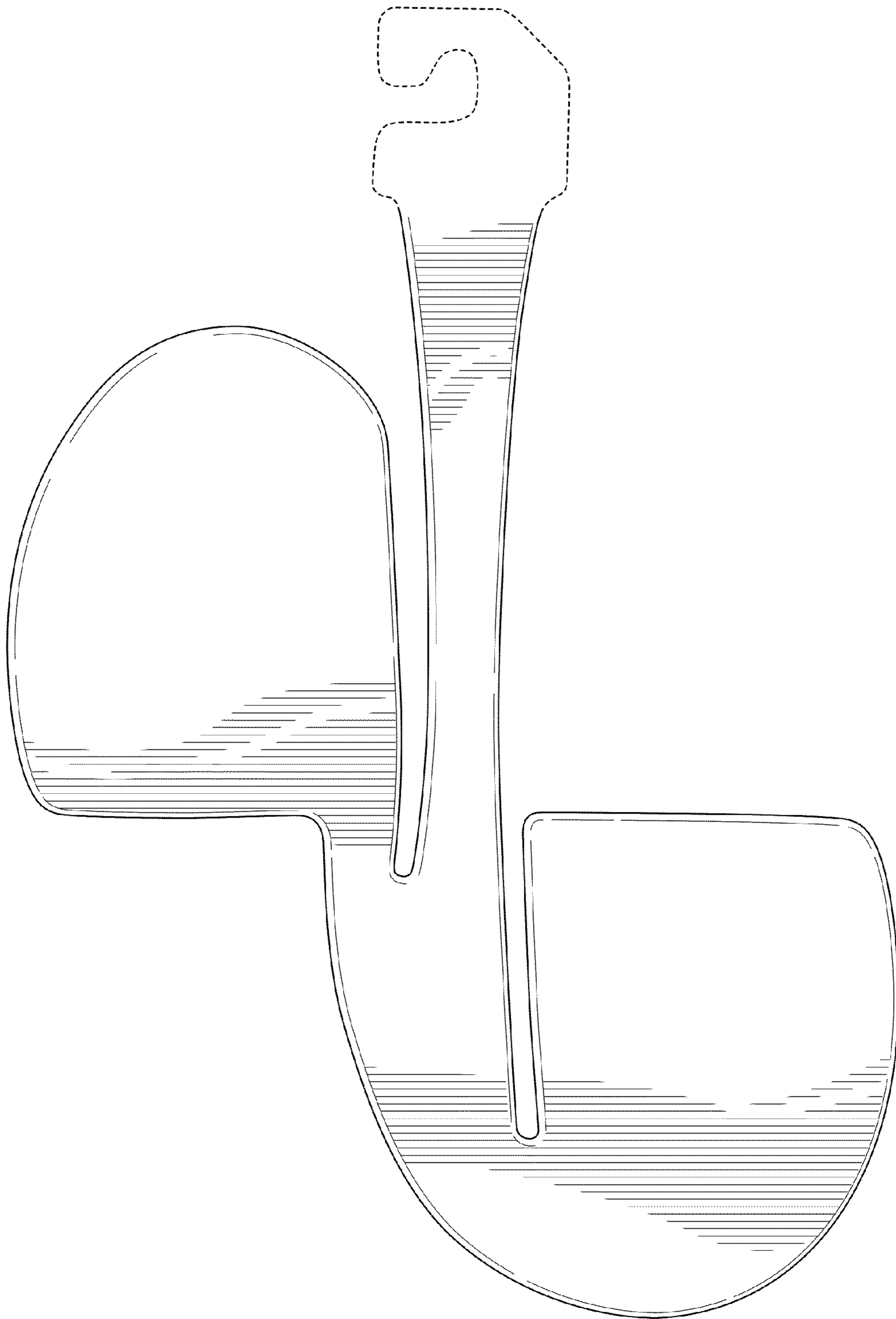


FIG. 3



FIG. 4



FIG. 5



FIG. 6



FIG. 7