



US00D708852S

(12) **United States Design Patent**  
**Ghiorgie**

(10) **Patent No.:** **US D708,852 S**

(45) **Date of Patent:** **\*\* Jul. 15, 2014**

(54) **ORGANIZER**

(71) Applicant: **InterDesign, Inc.**, Solon, OH (US)

(72) Inventor: **Radu Alexandru Ghiorgie**, Copley, OH (US)

(73) Assignee: **InterDesign, Inc.**, Solon, OH (US)

(\*\*) Term: **14 Years**

(21) Appl. No.: **29/456,347**

(22) Filed: **May 30, 2013**

**Related U.S. Application Data**

(63) Continuation of application No. 29/423,096, filed on May 29, 2012.

(51) **LOC (10) Cl.** ..... **03-01**

(52) **U.S. Cl.**  
USPC ..... **D3/310**

(58) **Field of Classification Search**  
USPC ..... D3/200–201, 203.1, 203.3, 205–206,  
D3/304–315; D6/475–476, 672, 675;  
D19/75, 77, 86, 90, 92, 100;  
206/503–504, 512, 564, 822; 229/100,  
229/406, 913–914

See application file for complete search history.

(56) **References Cited**

**U.S. PATENT DOCUMENTS**

D310,896 S \* 9/1990 Winjum ..... D3/313  
D380,299 S \* 7/1997 Schlaeger et al. .... D3/310

D387,559 S \* 12/1997 Williamson ..... D3/313  
D422,788 S \* 4/2000 Carr ..... D3/309  
D450,291 S \* 11/2001 Wang ..... D12/426  
D472,711 S \* 4/2003 Chen ..... D3/313  
D512,836 S \* 12/2005 Marnell, II ..... D3/313  
D563,673 S \* 3/2008 Dretzka ..... D3/304  
D605,896 S \* 12/2009 Zalewski et al. .... D7/553.1  
D688,572 S \* 8/2013 Marin ..... D9/761  
D688,870 S \* 9/2013 Levie ..... D3/311

**OTHER PUBLICATIONS**

Photos and line drawings of 51150 organizer that was offered for sale and sold before May 29, 2012 (i.e., before the filing date of the present application).

\* cited by examiner

*Primary Examiner* — Kelley Donnelly

(74) *Attorney, Agent, or Firm* — Calfee, Halter & Griswold LLP

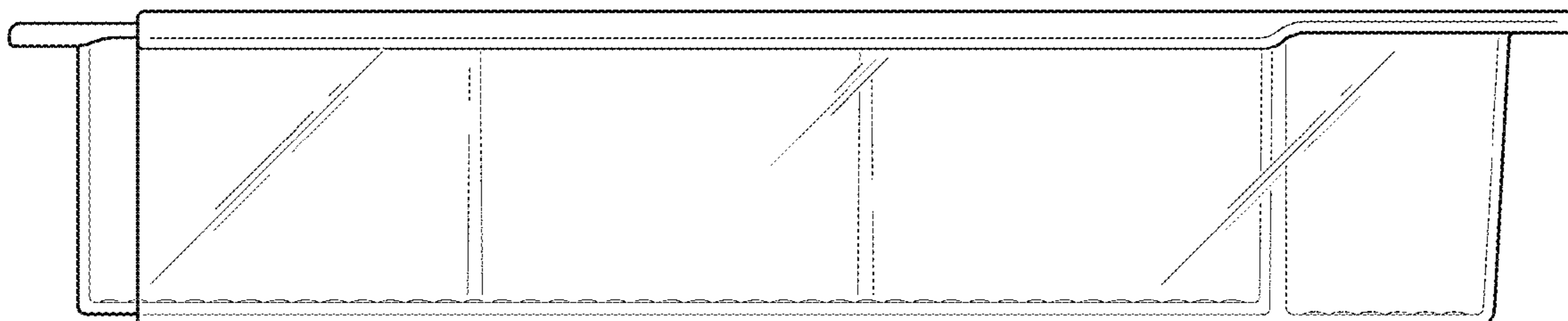
(57) **CLAIM**

I claim the ornamental design for an organizer, as shown and described.

**DESCRIPTION**

FIG. 1 is a front elevational view of an organizer;  
FIG. 2 is a rear elevational view thereof;  
FIG. 3 is a left side elevational view thereof;  
FIG. 4 is a right side elevational view thereof;  
FIG. 5 is a top plan view thereof; and,  
FIG. 6 is a bottom plan view thereof.

**1 Claim, 3 Drawing Sheets**



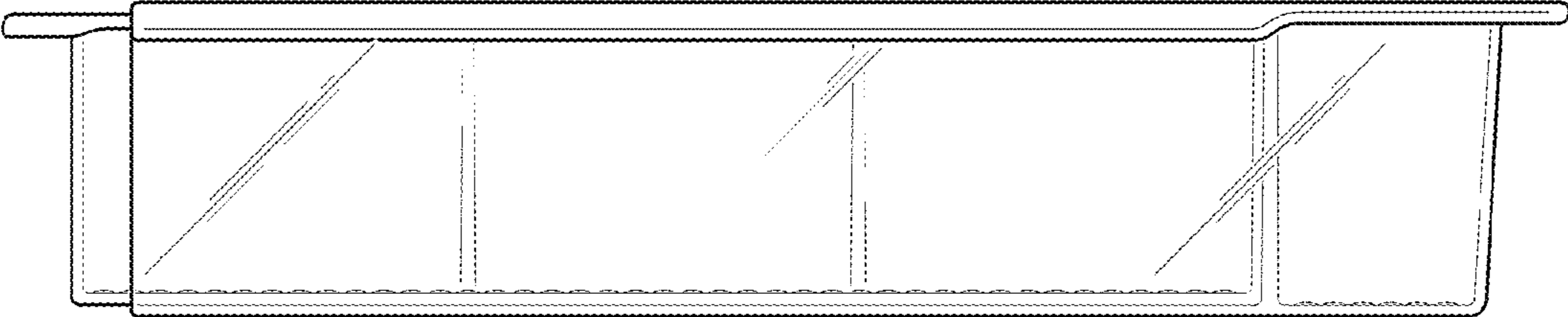


FIG. 1

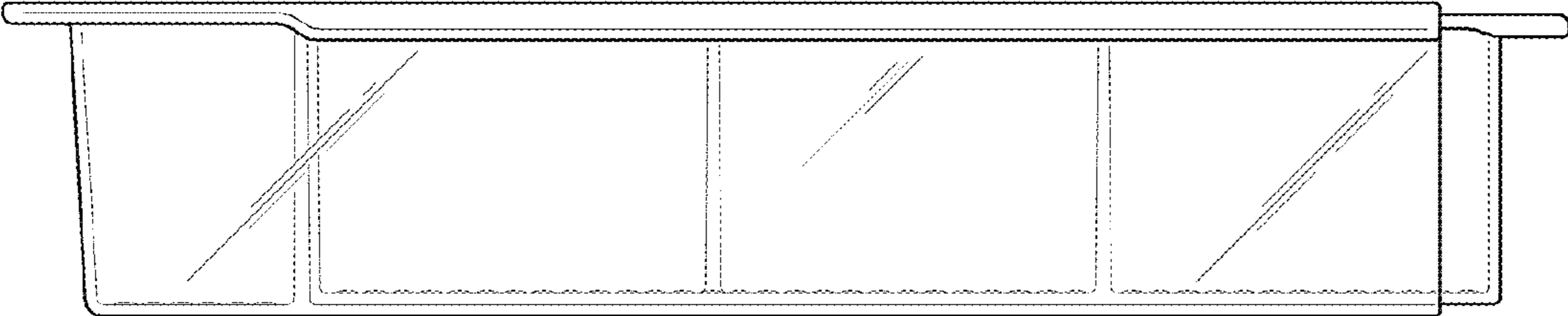


FIG. 2

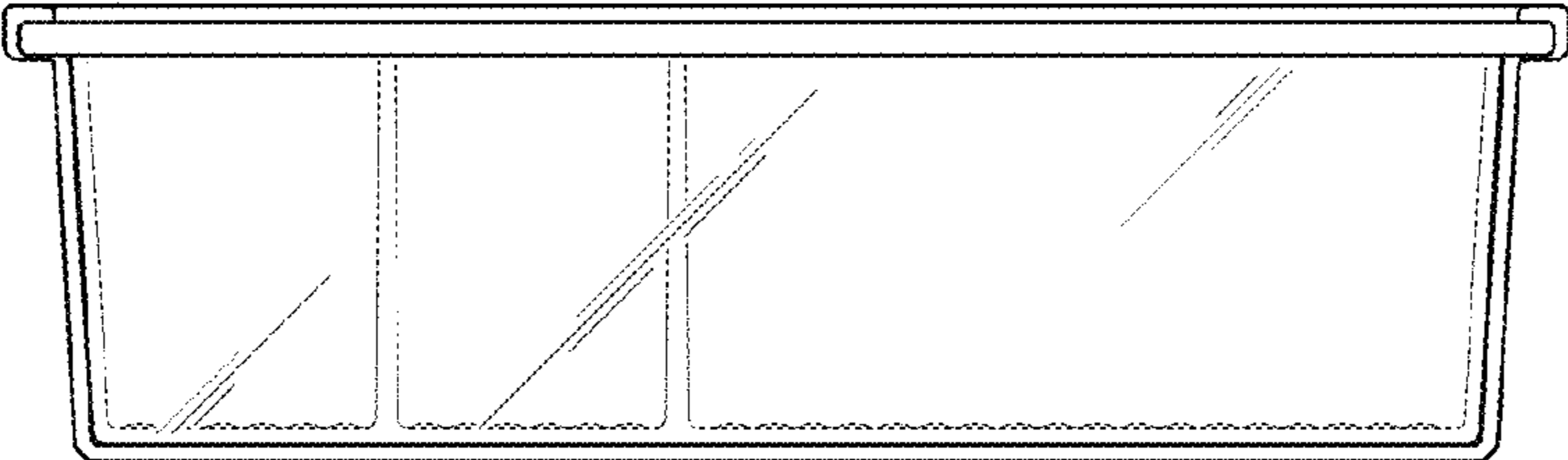


FIG. 3

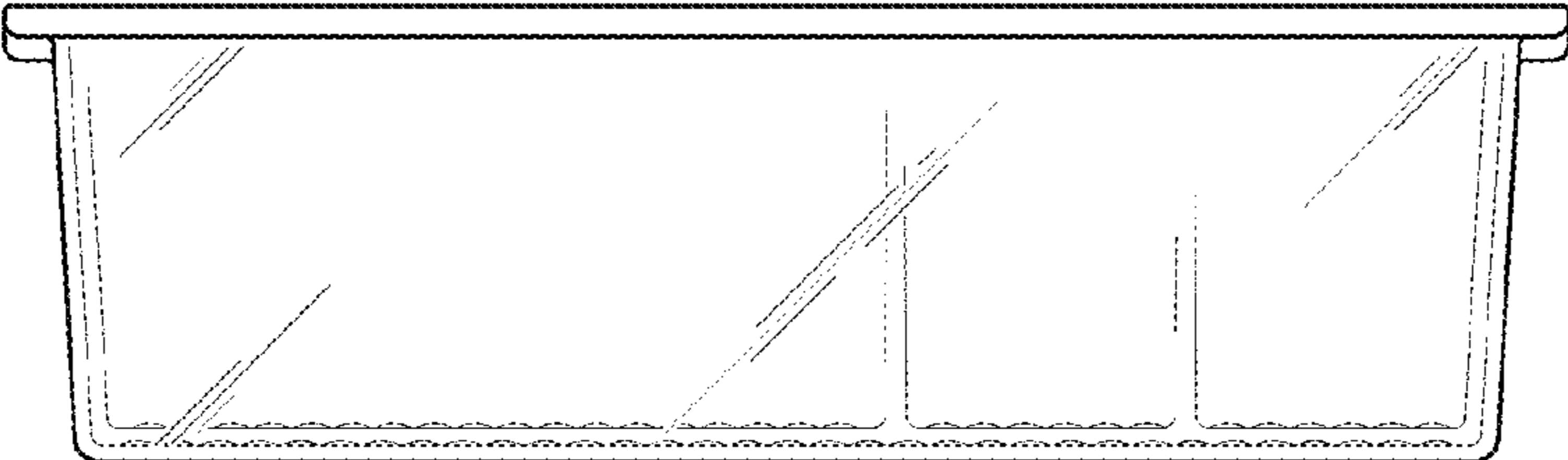


FIG. 4




FIG. 5




FIG. 6