



US00D708835S

(12) **United States Design Patent**
Bergonzi et al.

(10) **Patent No.:** **US D708,835 S**
(45) **Date of Patent:** **** Jul. 15, 2014**

(54) **DECORATION**

(75) Inventors: **Daniele Bergonzi**, Sant’Elpidio a Mare (IT); **Diego Della Valle**, Sant’Elpidio a Mare (IT)

(73) Assignee: **Tod’s S.p.A.**, Sant’Elpidio a Mare (Fermo) (IT)

(**) Term: **14 Years**

(21) Appl. No.: **29/417,313**

(22) Filed: **Apr. 2, 2012**

(30) **Foreign Application Priority Data**

Oct. 5, 2011 (EM) 001927542

(51) **LOC (10) Cl.** **02-99**

(52) **U.S. Cl.**
USPC **D2/976**

(58) **Field of Classification Search**
USPC D2/946, 976, 978; 54/7-9;
D30/138-141; D11/213-218
See application file for complete search history.

(56) **References Cited**

U.S. PATENT DOCUMENTS

D20,141 S *	9/1890	Herrick	D11/218
D34,070 S *	2/1901	Fairburst	D30/140
D41,746 S *	9/1911	Read	D30/141
D46,398 S *	9/1914	Fox	D30/140
D69,686 S *	3/1926	Coblentz	D2/976
D82,698 S *	12/1930	Riker	D2/976
D84,956 S *	8/1931	Riker	D2/976
D86,888 S *	5/1932	Metcalf	D11/213

2,049,347 A *	7/1936	Benjamin	D2/978
D104,239 S	4/1937	Blankmann		
D211,847 S	8/1968	Aigner		
D213,086 S	1/1969	Aigner		
D214,155 S	5/1969	Aigner		
D229,335 S	11/1973	Steinman		
D406,445 S	3/1999	Lozano		
D521,214 S	5/2006	Choi		
D529,690 S	10/2006	Choi		
D530,076 S	10/2006	Choi		
D542,020 S	5/2007	Choi		
D543,678 S *	6/2007	Boas et al.	D2/946
D547,034 S	7/2007	Choi		
D557,007 S	12/2007	Della Valle		
D562,719 S	2/2008	Giannini		
D570,092 S *	6/2008	Della Valle	D2/976
D575,503 S *	8/2008	Della Valle	D2/976
D628,513 S	12/2010	Della Valle et al.		

* cited by examiner

Primary Examiner — Dominic Simone

(74) *Attorney, Agent, or Firm* — Knobbe, Martens, Olson & Bear LLP

(57) **CLAIM**

The ornamental design for the decoration, as shown.

DESCRIPTION

FIG. 1 is a front elevational view of a decoration showing the new design.

FIG. 2 is a rear elevational view thereof.

FIG. 3 is a left side elevational view thereof.

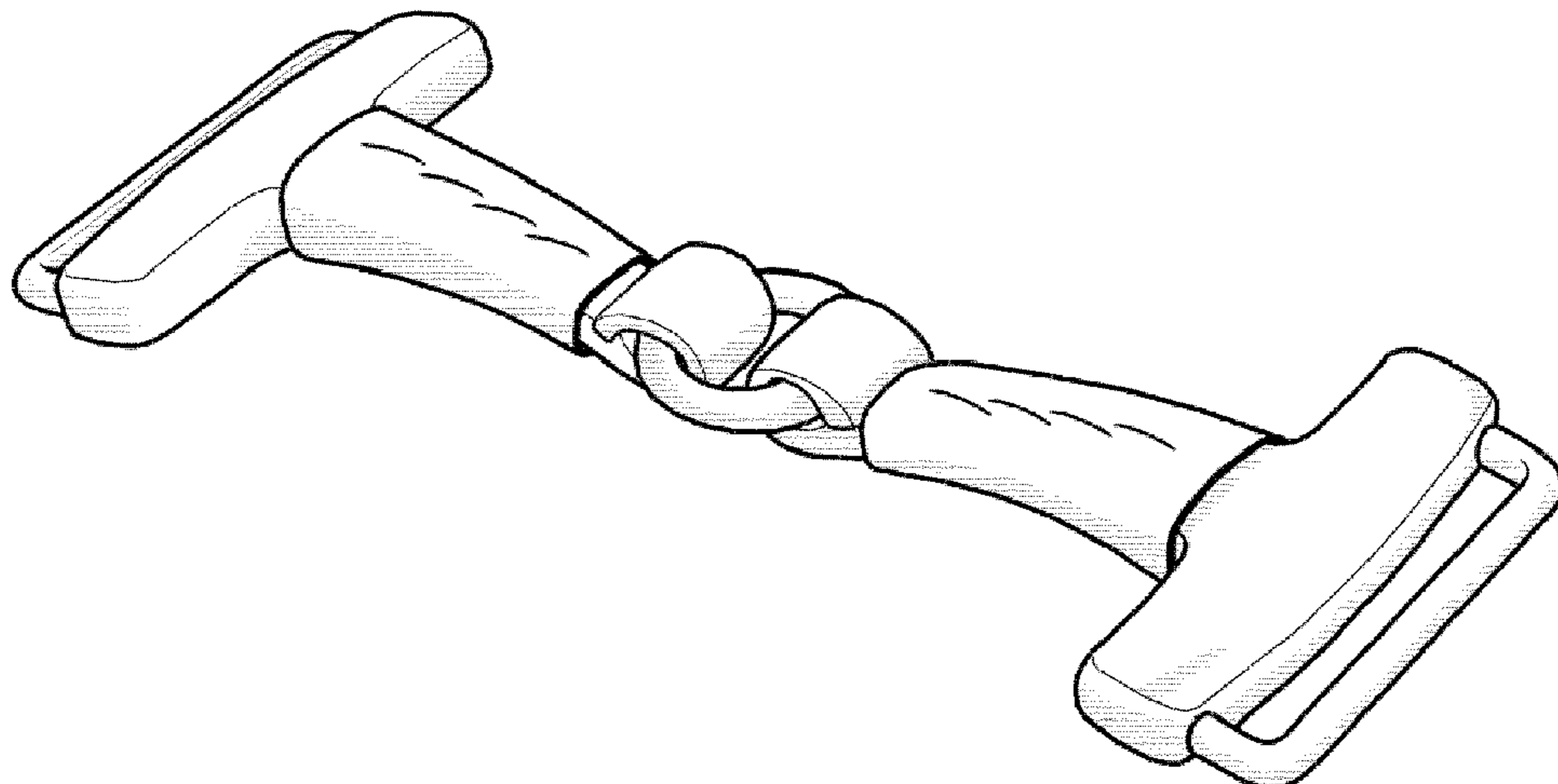
FIG. 4 is a right side elevational view thereof.

FIG. 5 is a top plan view thereof.

FIG. 6 is a bottom plan view thereof; and,

FIG. 7 is a perspective view thereof.

1 Claim, 4 Drawing Sheets



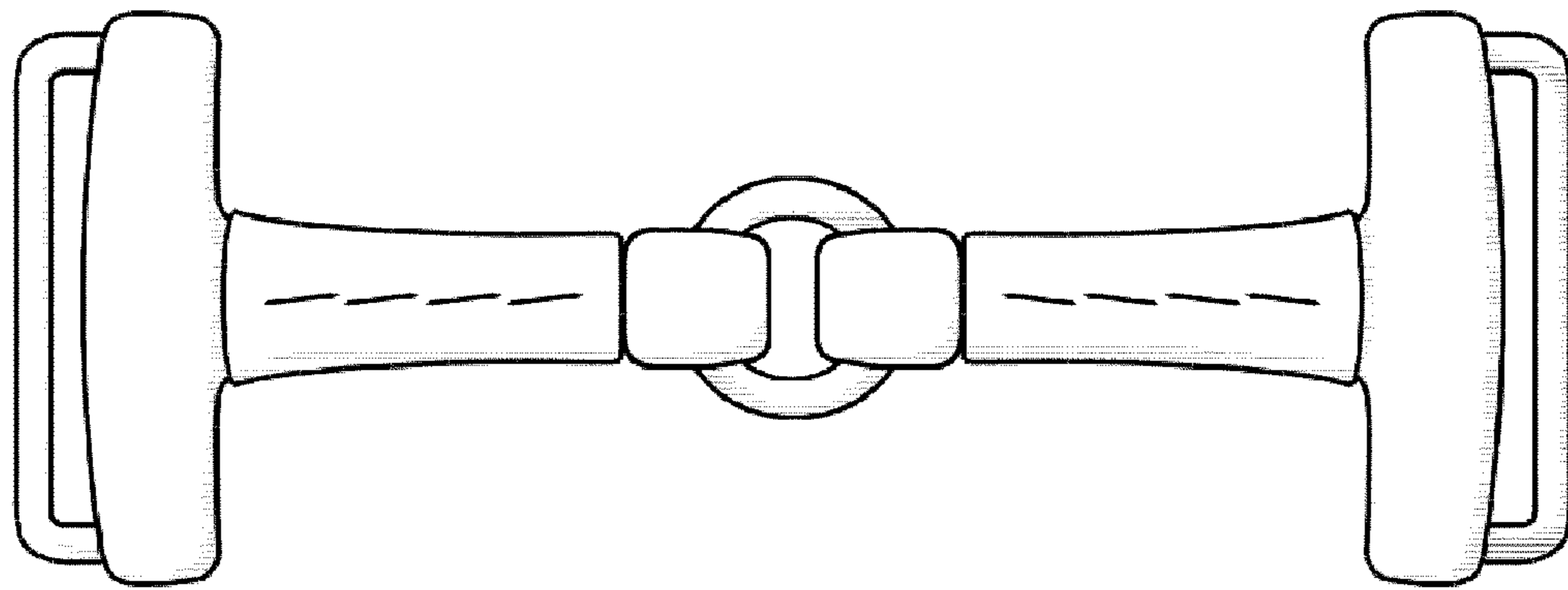


FIG. 1

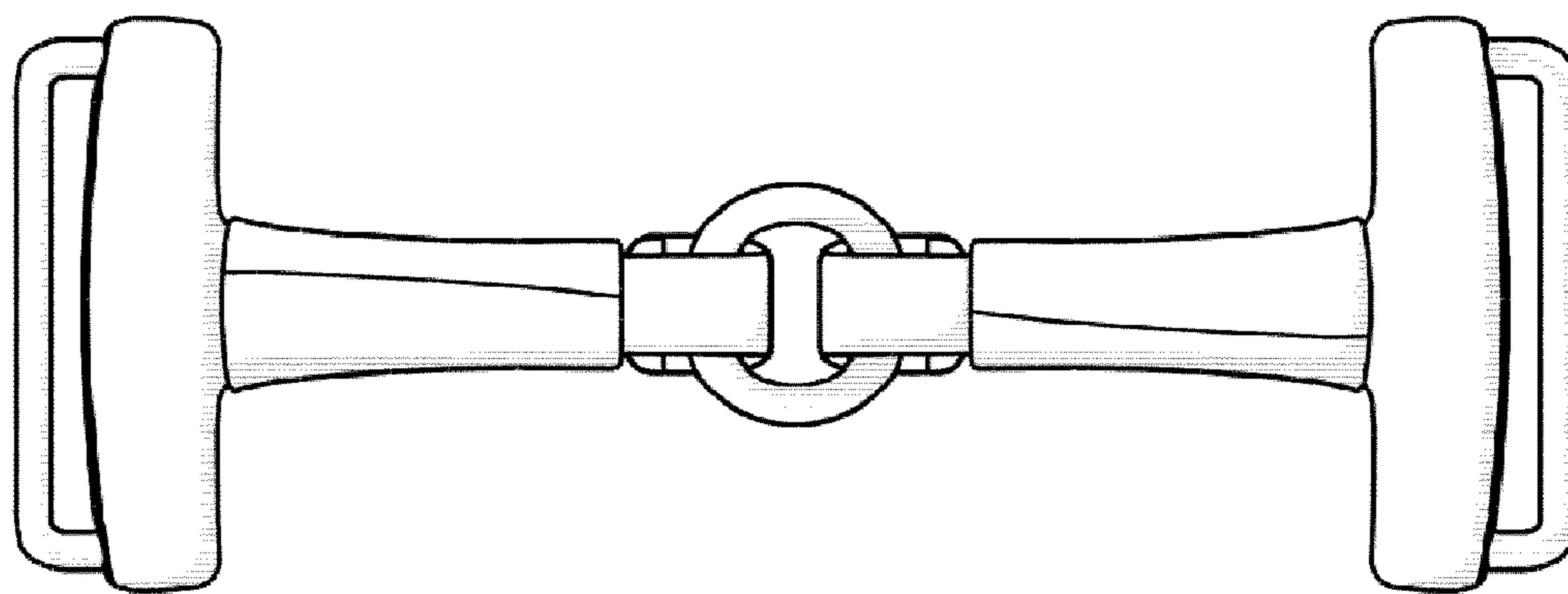


FIG. 2




FIG. 3




FIG. 4



FIG. 5



FIG. 6

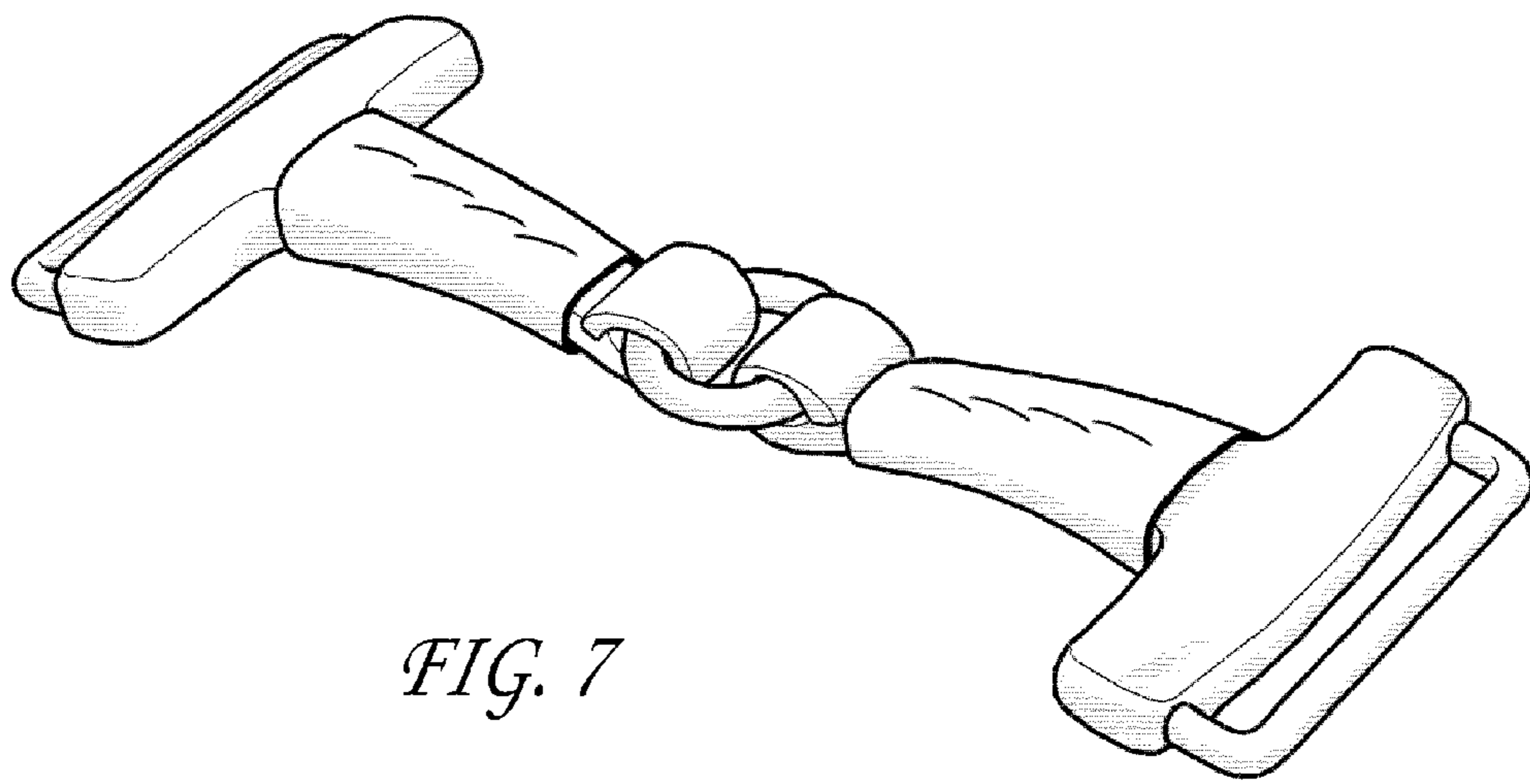


FIG. 7