

US00D708815S

(12) **United States Design Patent**
Spencer

(10) **Patent No.:** **US D708,815 S**
(45) **Date of Patent:** **** Jul. 8, 2014**

(54) **COLLECTION CANISTER**

D3/201, 272

See application file for complete search history.

(71) Applicant: **Wayne Spencer**, Tampa, FL (US)

(72) Inventor: **Wayne Spencer**, Tampa, FL (US)

(**) Term: **14 Years**

(21) Appl. No.: **29/476,334**

(22) Filed: **Dec. 12, 2013**

Related U.S. Application Data

(63) Continuation of application No. 29/446,193, filed on Feb. 21, 2013, which is a continuation of application No. 13/771,649, filed on Feb. 20, 2013, now Pat. No. 8,651,367, which is a continuation of application No. 29/416,066, filed on Mar. 17, 2012, which is a continuation of application No. 13/422,982, filed on Mar. 16, 2012, now Pat. No. 8,646,682.

(51) **LOC (10) Cl.** **99-00**

(52) **U.S. Cl.**
USPC **D99/34**

(58) **Field of Classification Search**
CPC ... A47G 29/14; A47G 29/16; A47G 29/1203; A47G 29/12; A47G 29/1201; A47G 29/1207; A47G 29/1209; A45C 1/12; A45C 2001/12; A45C 2001/125; G07D 9/002; G07D 9/004; E05G 1/005; E05G 2700/00; E05G 2700/02; E05G 1/024; E05G 1/02; E05D 7/14; B63C 7/30; E05B 65/0075; G09F 5/02; G09F 5/04; G09F 3/18; G09F 3/201; G09F 1/10; G09F 1/12; G09F 9/06
USPC D99/28, 29, 33, 34, 35, 36, 43, 99; 232/1 R, 1 A, 1 B, 1 C, 1 D, 1 E, 2, 4 R, 232/44, 45, 47, 55, 64; 220/476, 478, 810; 109/50, 52, 66, 1 R, 1 V, 2, 59 R; 40/642.02, 661; 206/0.8, 0.81, 0.815, 206/0.82, 0.83, 0.84, 234, 39, 39.1; 446/8;

(56) **References Cited**

U.S. PATENT DOCUMENTS

D27,017	S	*	5/1897	Weller	D99/33
1,009,146	A	*	11/1911	Heath	232/23
1,024,617	A	*	4/1912	Chambers	232/23
D49,163	S	*	6/1916	Sickels	D99/33
1,250,998	A	*	12/1917	Embrey	232/33
1,295,624	A	*	2/1919	Smith	232/33
1,541,250	A	*	6/1925	Culp	232/41 B
D83,008	S	*	1/1931	Reimer	D99/33
D99,000	S	*	3/1936	Christie	D99/33
D154,470	S	*	7/1949	Gieseler	D99/33
2,507,785	A	*	5/1950	Hartman	232/19
2,578,691	A	*	12/1951	Gieseler	232/38
2,578,692	A	*	12/1951	Gieseler	232/19
D189,169	S	*	11/1960	Blumenthal	D99/33
D217,039	S	*	3/1970	Corkery	D99/33
D219,487	S	*	12/1970	Blumberg	D99/33

(Continued)

Primary Examiner — Elizabeth J Oswecki

(74) *Attorney, Agent, or Firm* — Edward P Dutkiewicz

(57) **CLAIM**

The ornamental design for a collection canister, as shown and described.

DESCRIPTION

FIG. 1 is a front elevational view of a collection canister showing my new design.

FIG. 2 is a rear elevational view thereof;

FIG. 3 is a left side elevational view;

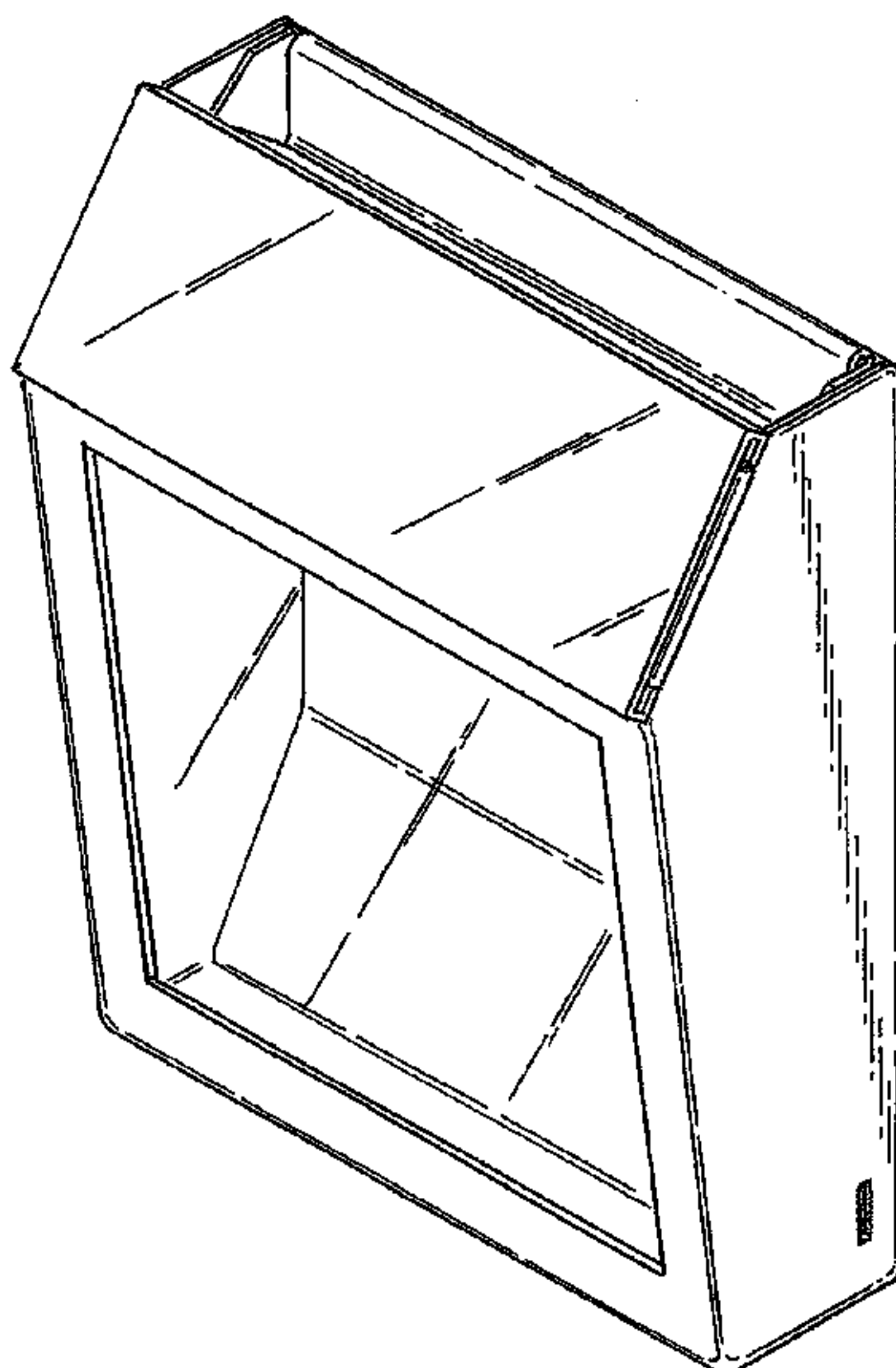
FIG. 4 is a right side elevational view thereof;

FIG. 5 is a top plan view thereof;

FIG. 6 is a bottom plan view thereof; and,

FIG. 7 is a right, top, front perspective view thereof.

1 Claim, 4 Drawing Sheets



(56)

References Cited

U.S. PATENT DOCUMENTS

D220,091 S * 3/1971 Francis D25/35
D220,092 S * 3/1971 Francis D25/35
3,602,423 A * 8/1971 Corkery 232/17
D225,215 S * 11/1972 Francis D25/35

3,749,302 A * 7/1973 White 232/19
D265,264 S * 6/1982 Yeh D99/33
D345,040 S * 3/1994 Hollins D99/33
D450,170 S * 11/2001 Gaines et al. D99/33
D483,543 S * 12/2003 Stoll et al. D99/29

* cited by examiner

FIG. 1

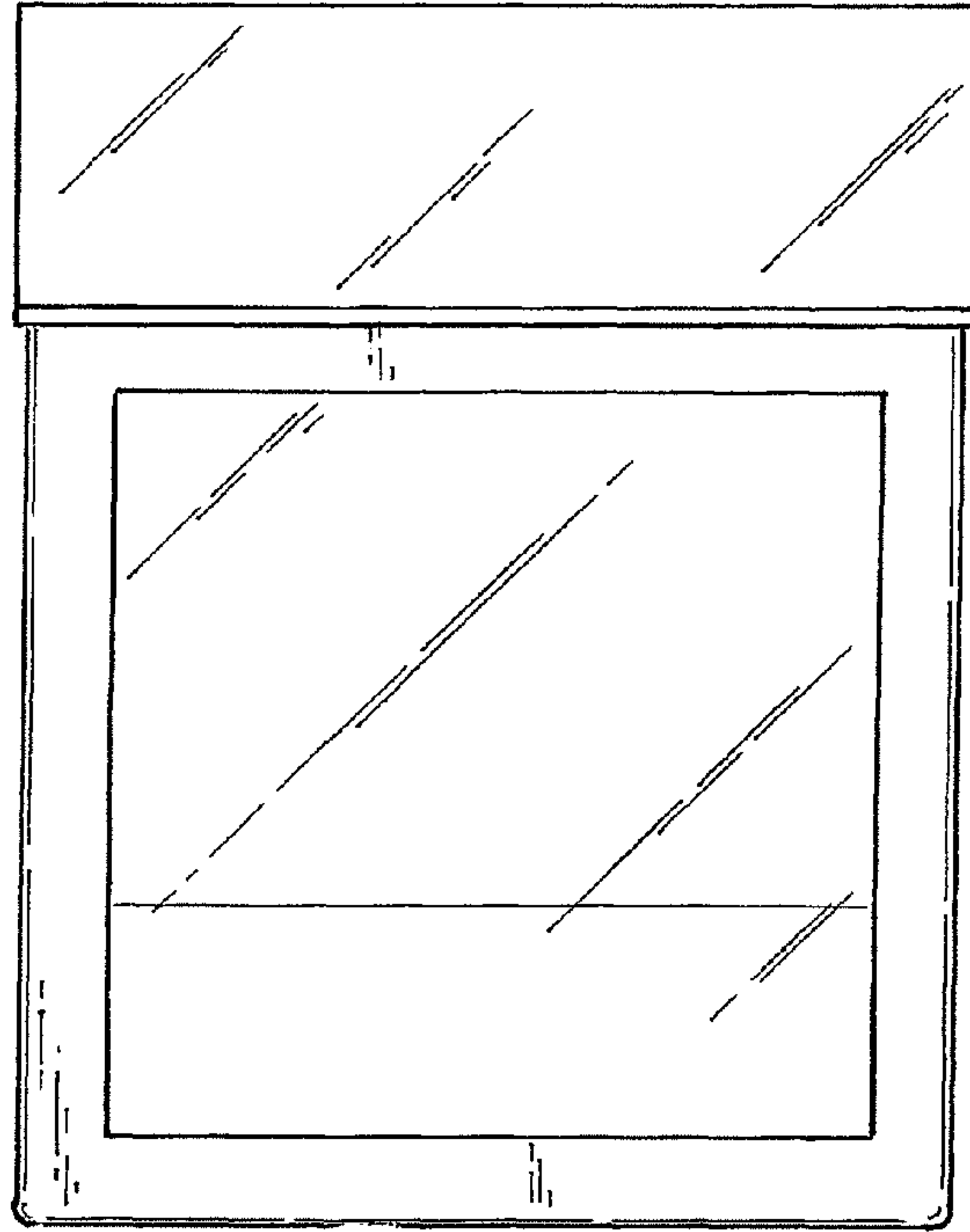



FIG. 2



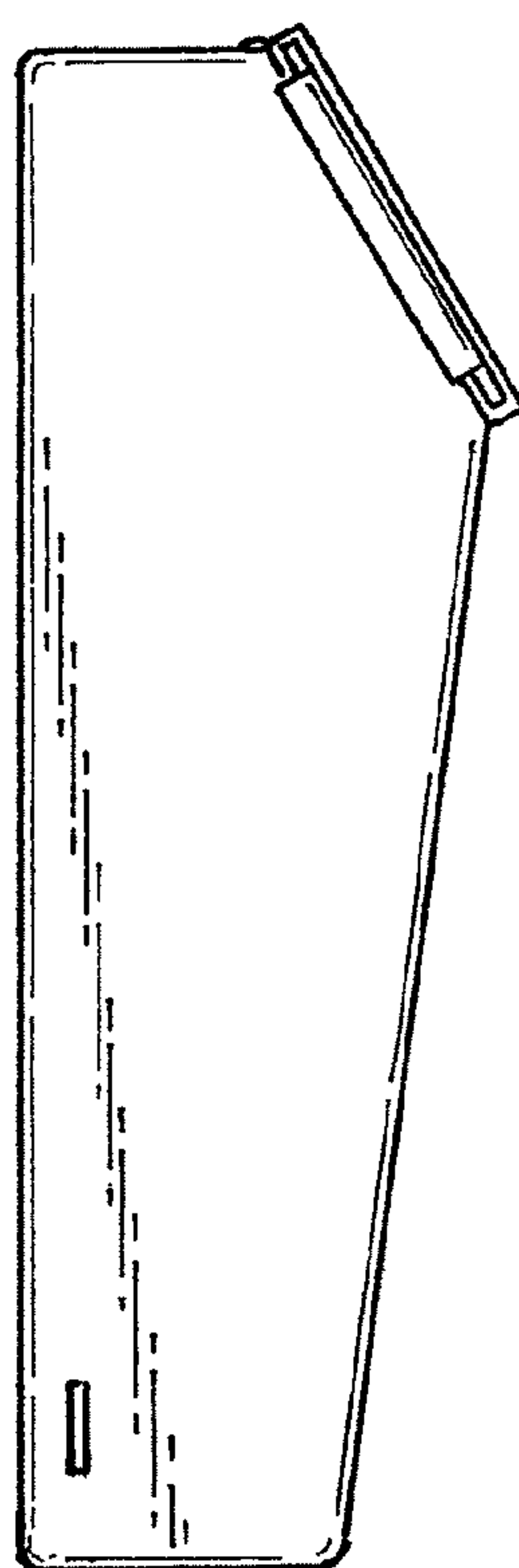


FIG. 3

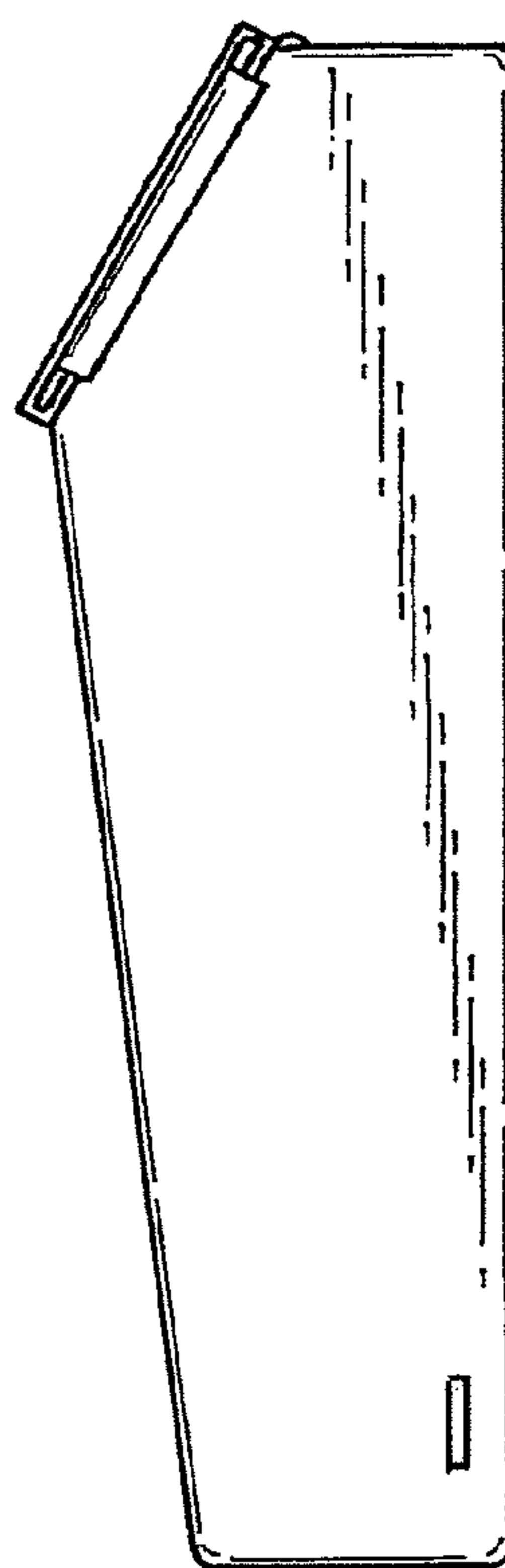


FIG. 4

FIG. 5

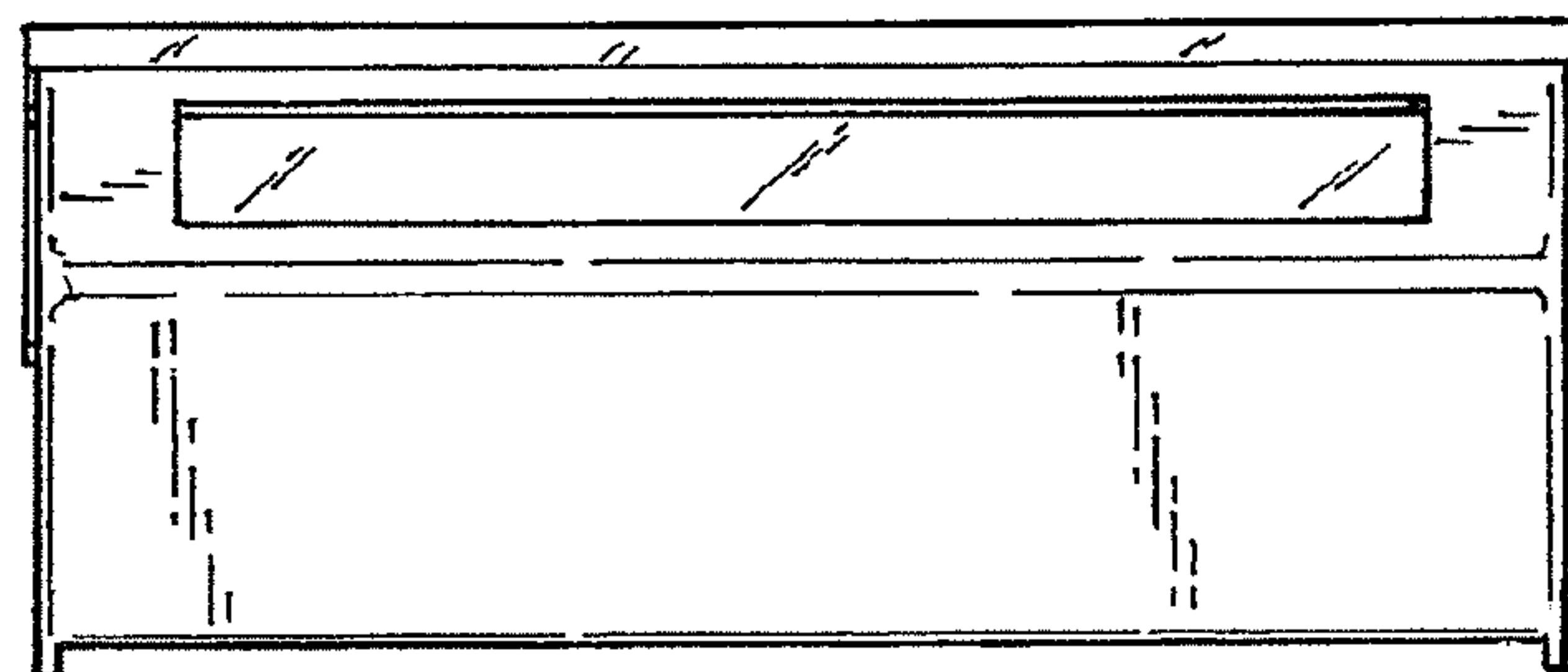
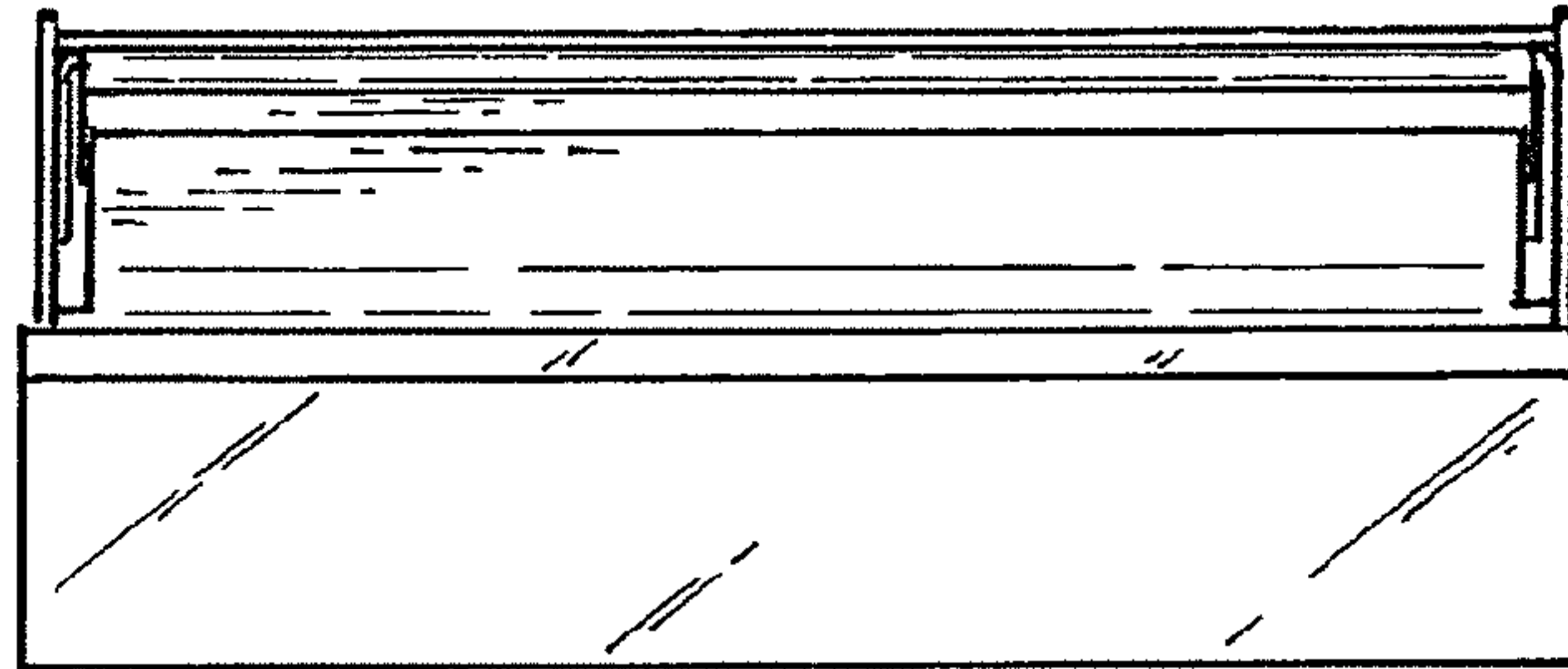


FIG. 6

FIG. 7

