



US00D708805S

(12) **United States Design Patent**
Mehdizadeh

(10) **Patent No.:** **US D708,805 S**
(45) **Date of Patent:** **** Jul. 8, 2014**

- (54) **FOAM CLEANING PAD**
- (71) Applicant: **Shervin N. Mehdi-zadeh**, Great Neck, NY (US)
- (72) Inventor: **Shervin N. Mehdi-zadeh**, Great Neck, NY (US)
- (73) Assignee: **U.S. Nonwovens Corp.**, Brentwood, NY (US)
- (**) Term: **14 Years**

D556,966 S	12/2007	Herbrand et al.	
D571,516 S	6/2008	Leahy et al.	
D577,167 S	9/2008	Bogaerts et al.	
D586,965 S *	2/2009	Libman et al.	D32/50
D587,416 S	2/2009	Ashe	
D602,665 S	10/2009	Porcini et al.	
D604,469 S	11/2009	Rolstad et al.	
7,629,043 B2	12/2009	Lindsay et al.	
D633,672 S	3/2011	McKnight	
D657,925 S	4/2012	Luipold	
D659,327 S *	5/2012	Davis	D32/43
D667,187 S	9/2012	Sowinski et al.	
D674,565 S	1/2013	Koenig et al.	
D685,963 S *	7/2013	Timm	D32/40

- (21) Appl. No.: **29/455,846**
- (22) Filed: **May 24, 2013**
- (51) **LOC (10) Cl.** **04-01**
- (52) **U.S. Cl.**
USPC **D32/40**
- (58) **Field of Classification Search**
USPC D32/40; 15/208, 244.1-244.4
See application file for complete search history.

FOREIGN PATENT DOCUMENTS

EM	000259122-0008	11/2004
EM	000285937-0001	1/2005
WO	DM/060437	6/2002

* cited by examiner

Primary Examiner — Robin V Webster

(74) *Attorney, Agent, or Firm* — Hasse & Nesbitt LLC; Donald E. Hasse

- (56) **References Cited**
U.S. PATENT DOCUMENTS

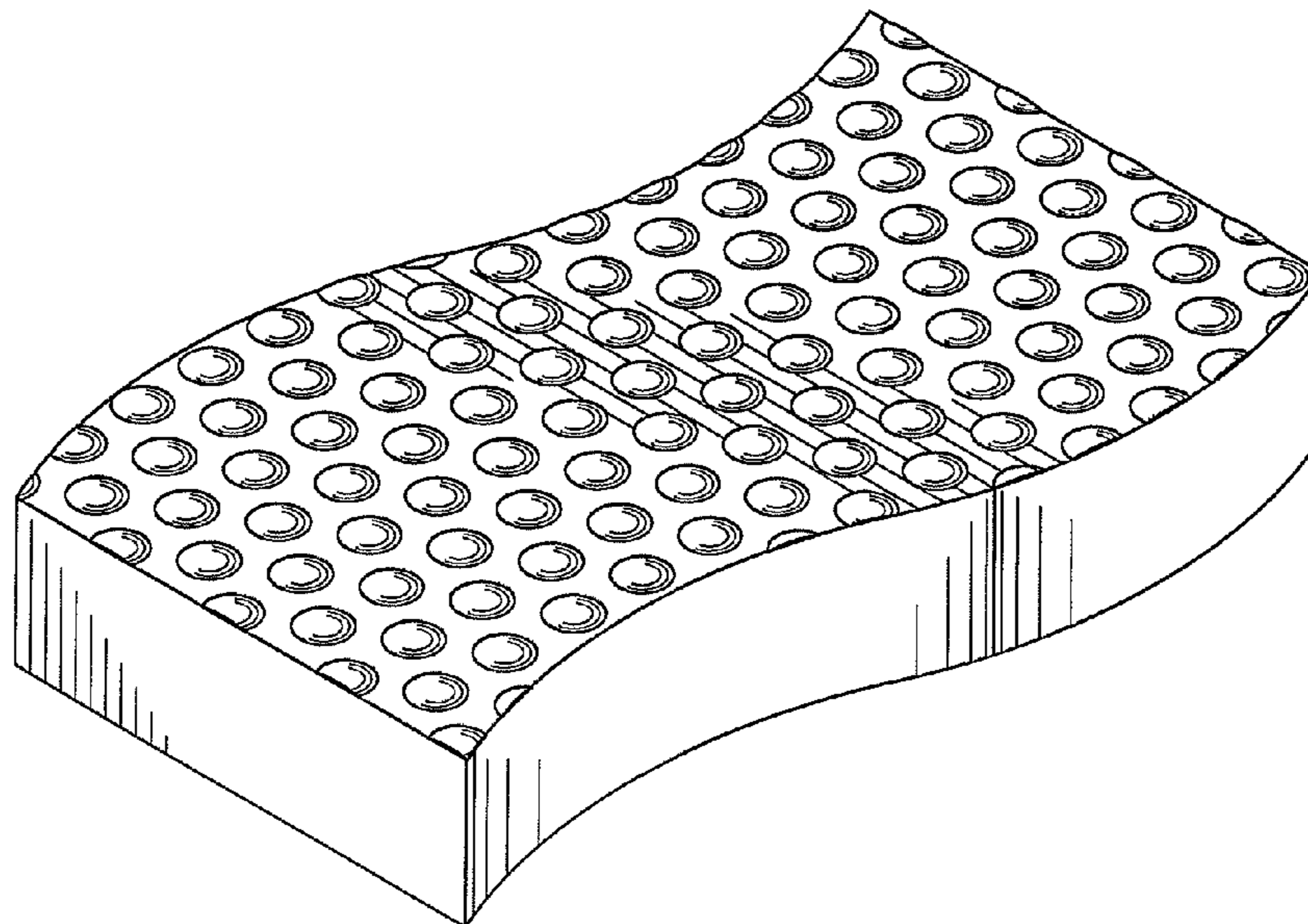
4,537,001 A	8/1985	Uppstrom	
D392,433 S	3/1998	Norris	
D420,183 S	2/2000	Tintelnot	
6,214,895 B1	4/2001	Cercone	
D456,575 S *	4/2002	Celia et al.	D32/40
D462,818 S	9/2002	Haro	
D464,472 S	10/2002	Haro	
D473,027 S	4/2003	Pecaut	
6,608,118 B2	8/2003	Kosaka et al.	
D482,587 S	11/2003	Moren et al.	
D506,299 S	6/2005	Chumley	
D550,913 S	9/2007	D'Estais	
D553,316 S	10/2007	Poizeau et al.	

- (57) **CLAIM**
I claim the ornamental design for a foam cleaning pad, as shown and described.

DESCRIPTION

FIG. 1 is a perspective view of the foam cleaning pad; FIG. 2 is a top view thereof; FIG. 3 is a bottom view thereof; FIG. 4 is a front view thereof, the rear view being a mirror image; and, FIG. 5 is a right view thereof, and the left view being a mirror image.

1 Claim, 3 Drawing Sheets



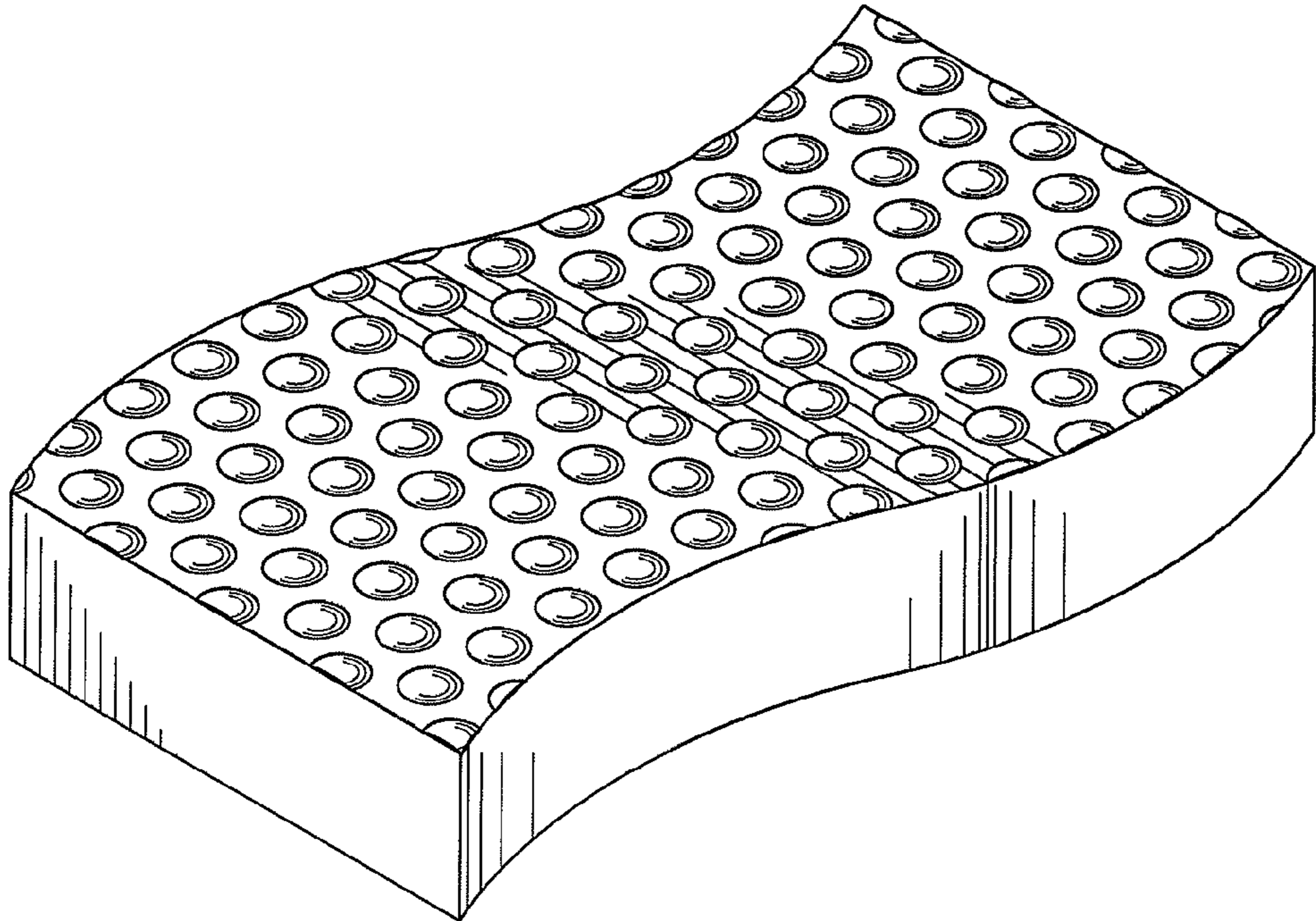


FIG. 1

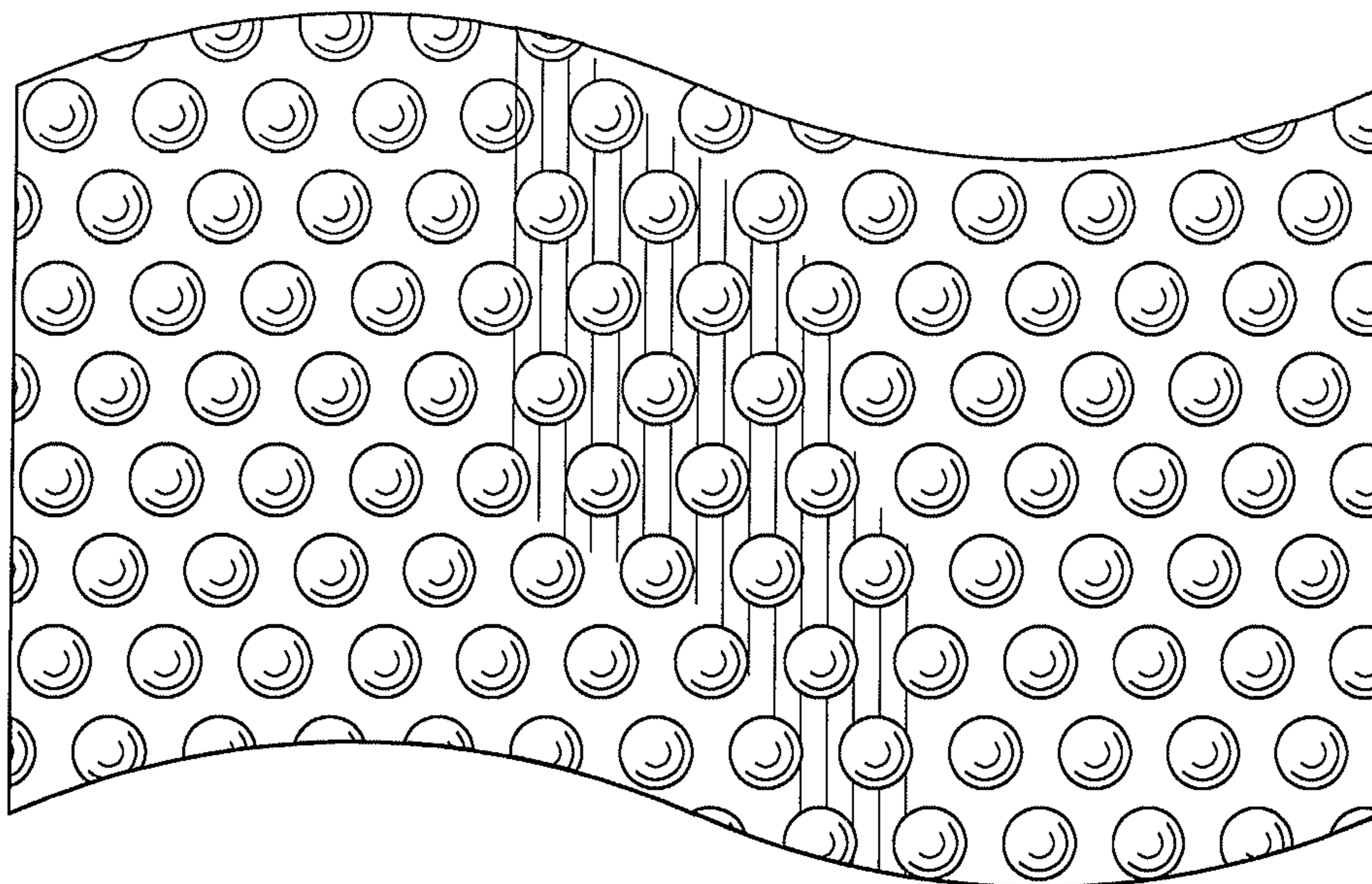


FIG. 2

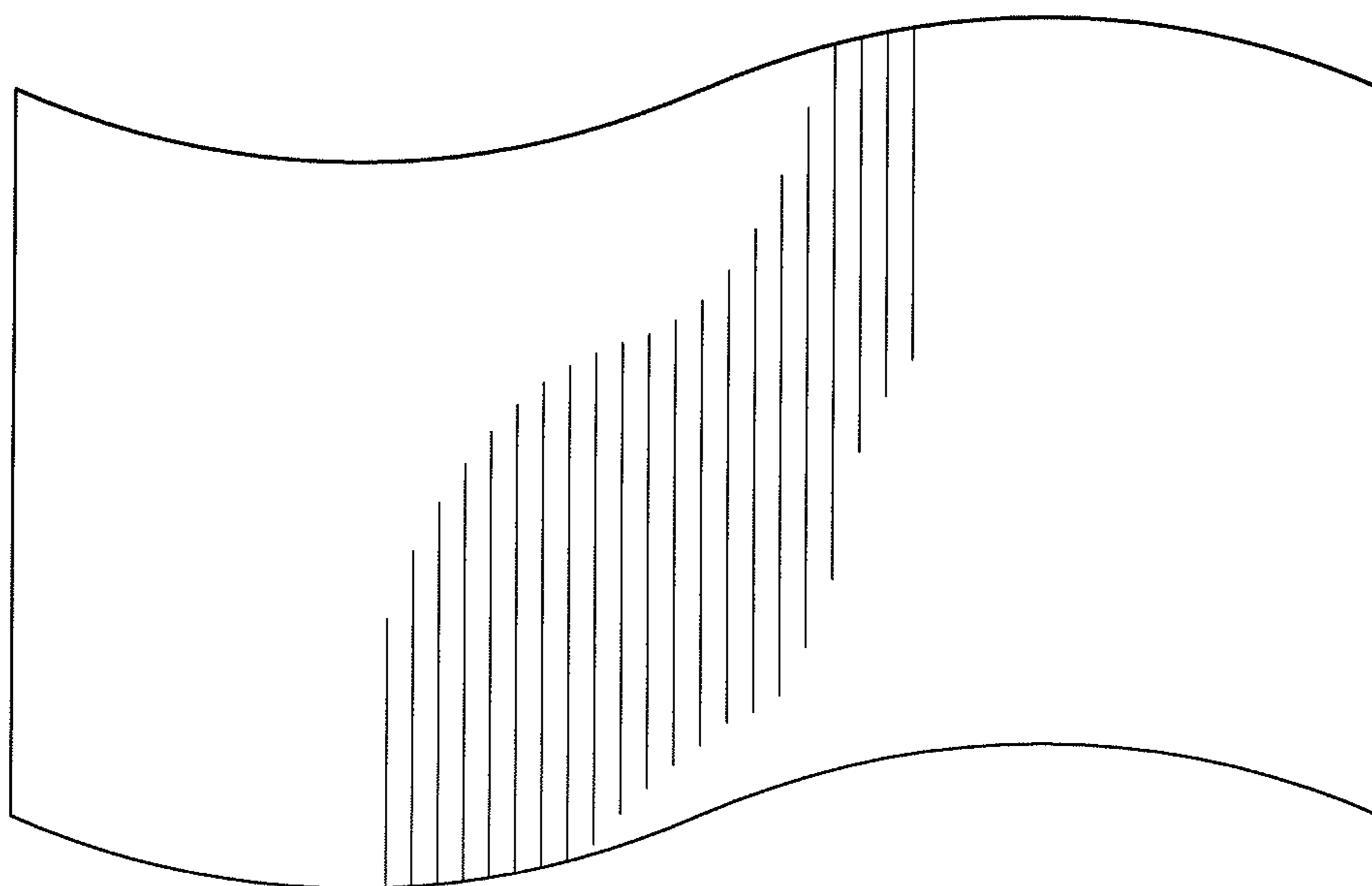


FIG. 3




FIG. 4



FIG. 5