



US00D708792S

(12) **United States Design Patent**
Aaskov et al.

(10) **Patent No.:** **US D708,792 S**
(45) **Date of Patent:** **** Jul. 8, 2014**

(54) **VENT OPENINGS IN HEAD GEAR**

(75) Inventors: **Michael David Aaskov**, Boston, MA (US); **Duco Willem Johannes Noordzij**, Boston, MA (US); **David Rogers**, Boston, MA (US)

(73) Assignee: **3M Innovative Properties Company**, St. Paul, MN (US)

(**) Term: **14 Years**

(21) Appl. No.: **29/368,880**

(22) Filed: **Aug. 31, 2010**

(51) **LOC (10) Cl.** **29-02**

(52) **U.S. Cl.**
USPC **D29/122**

(58) **Field of Classification Search**
USPC D29/102-107, 122; 2/171, 172, 209.13, 2/5, 6.1, 6.3-6.7, 410-414, 416-418, 2/421-425, 427, 205; D2/865, 867-870, D2/878, 880, 889

See application file for complete search history.

(56) **References Cited**

U.S. PATENT DOCUMENTS

D198,776 S	8/1964	Simpson	
D206,648 S	1/1967	Webb	
D216,765 S	3/1970	DalPiaz	
D228,211 S *	8/1973	O'Connor	D29/106
D228,264 S	9/1973	Potter	
D234,411 S	3/1975	Zuppert	
D235,938 S	7/1975	Lindblom	
D242,399 S *	11/1976	Cox	D29/102
D257,073 S *	9/1980	Jenkins	D29/106
D266,627 S	10/1982	Gooding	
D271,346 S	11/1983	Hein	
D272,769 S	2/1984	Sundahl	
D272,770 S	2/1984	Sundahl	
D277,425 S	2/1985	Higginson	
D299,765 S	2/1989	Lewis	

D310,893 S *	9/1990	Broersma	D29/102
D336,552 S *	6/1993	Timms et al.	D29/106
D370,308 S	5/1996	Nilsson	
D372,342 S *	7/1996	Chen	D29/102
D383,876 S	9/1997	Pacheco	
D385,663 S *	10/1997	Hefling et al.	D29/106

(Continued)

FOREIGN PATENT DOCUMENTS

JP 1233046 1/2005

OTHER PUBLICATIONS

Office Action dated Aug. 8, 2011 for Japanese Design Application No. D2011-003843 with Tanizawa Hard Hat T-06 product information.

Primary Examiner — Rosemary K Tarcza

(74) *Attorney, Agent, or Firm* — Melanie G. Gover

(57) **CLAIM**


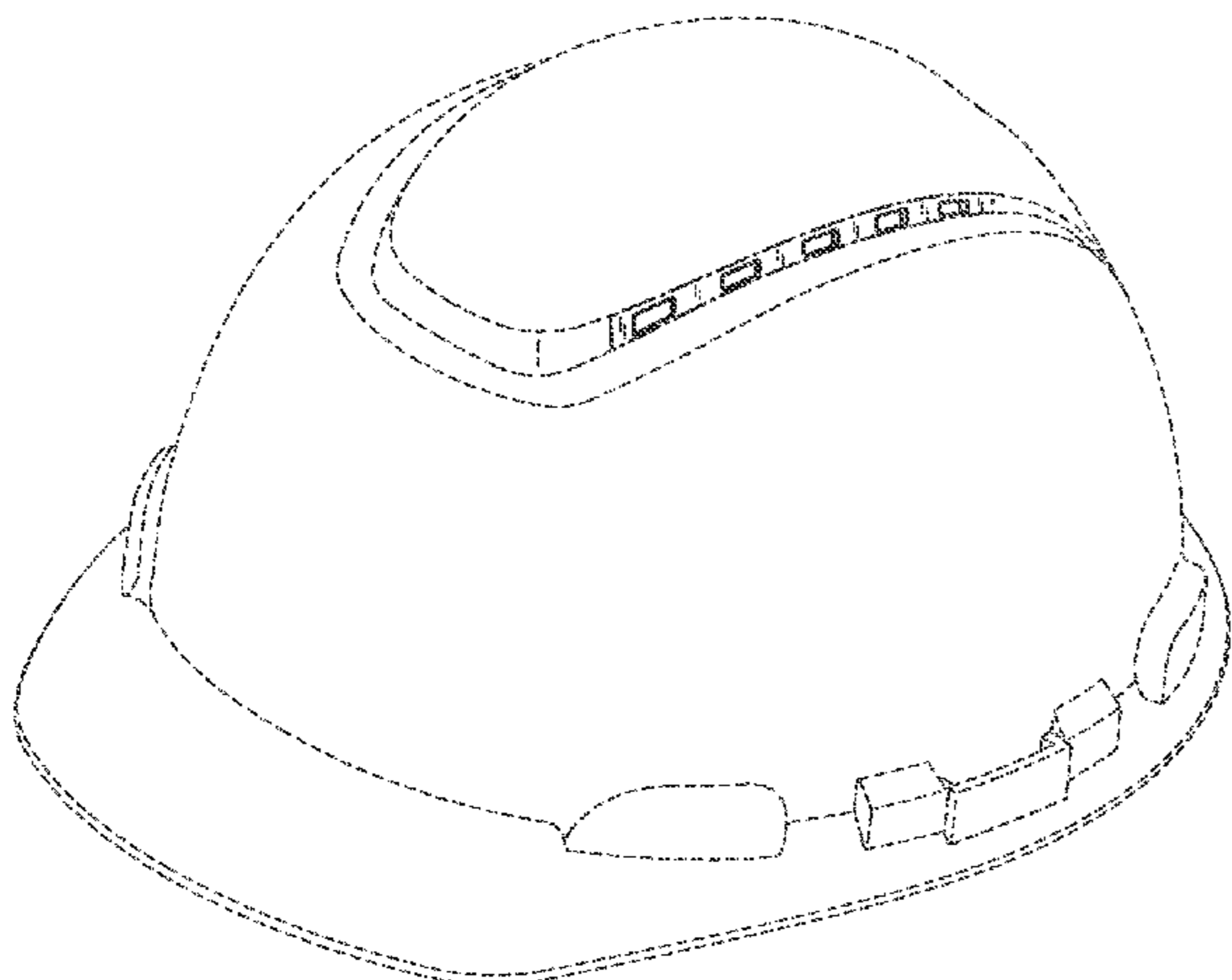
The ornamental design for vent openings in head gear, as shown and described.

DESCRIPTION

FIG. 1 is a perspective view of a head gear showing the new design for vent openings in head gear;
FIG. 2 is a top view thereof;
FIG. 3 is a left side view of the design of FIG. 1, the right side view being a mirror image thereof;
FIG. 4 is a front view thereof;
FIG. 5 is a rear view thereof; and,
FIG. 6 is a bottom view thereof.

The broken lines form no part of the claimed design, the dash-dot lines are directly adjacent to the claimed areas are included to represent the boundaries of the claimed design and form no part of the claimed design, and any shading is provided to illustrate contour only and is not an indication of texture, gloss, etc.

1 Claim, 3 Drawing Sheets



(56)

References Cited

U.S. PATENT DOCUMENTS

D433,776 S	11/2000	Scanlon	
D465,067 S	10/2002	Ide	
D468,062 S *	12/2002	Santiago	D29/103
D497,040 S	10/2004	Strauss	
D498,880 S	11/2004	Jones	
D524,990 S	7/2006	Steinhobel	
D529,233 S *	9/2006	Schneider	D29/102
D536,833 S *	2/2007	Broersma	D29/107
D556,951 S *	12/2007	Gath	D29/122
D558,928 S *	1/2008	Wise et al.	D29/105
D567,455 S *	4/2008	Rogers et al.	D29/122
D572,412 S *	7/2008	Udelhofen et al.	D29/122
D574,113 S	7/2008	Lee	
D575,905 S	8/2008	Davis	
D581,599 S *	11/2008	Ferrara et al.	D29/106
D584,001 S	12/2008	Hunter et al.	
D587,855 S	3/2009	Nimmons	
D590,548 S	4/2009	Johnson	
D600,412 S	9/2009	Ochoa	
D602,639 S *	10/2009	Ho	D29/102
D602,640 S	10/2009	Ho	
D602,641 S *	10/2009	Ho	D29/102
D620,203 S	7/2010	Broersma	
D645,619 S	9/2011	Corey	
D654,628 S *	2/2012	Aris et al.	D29/102
D660,519 S	5/2012	Laloy	
2010/0050323 A1	3/2010	Durocher et al.	

* cited by examiner

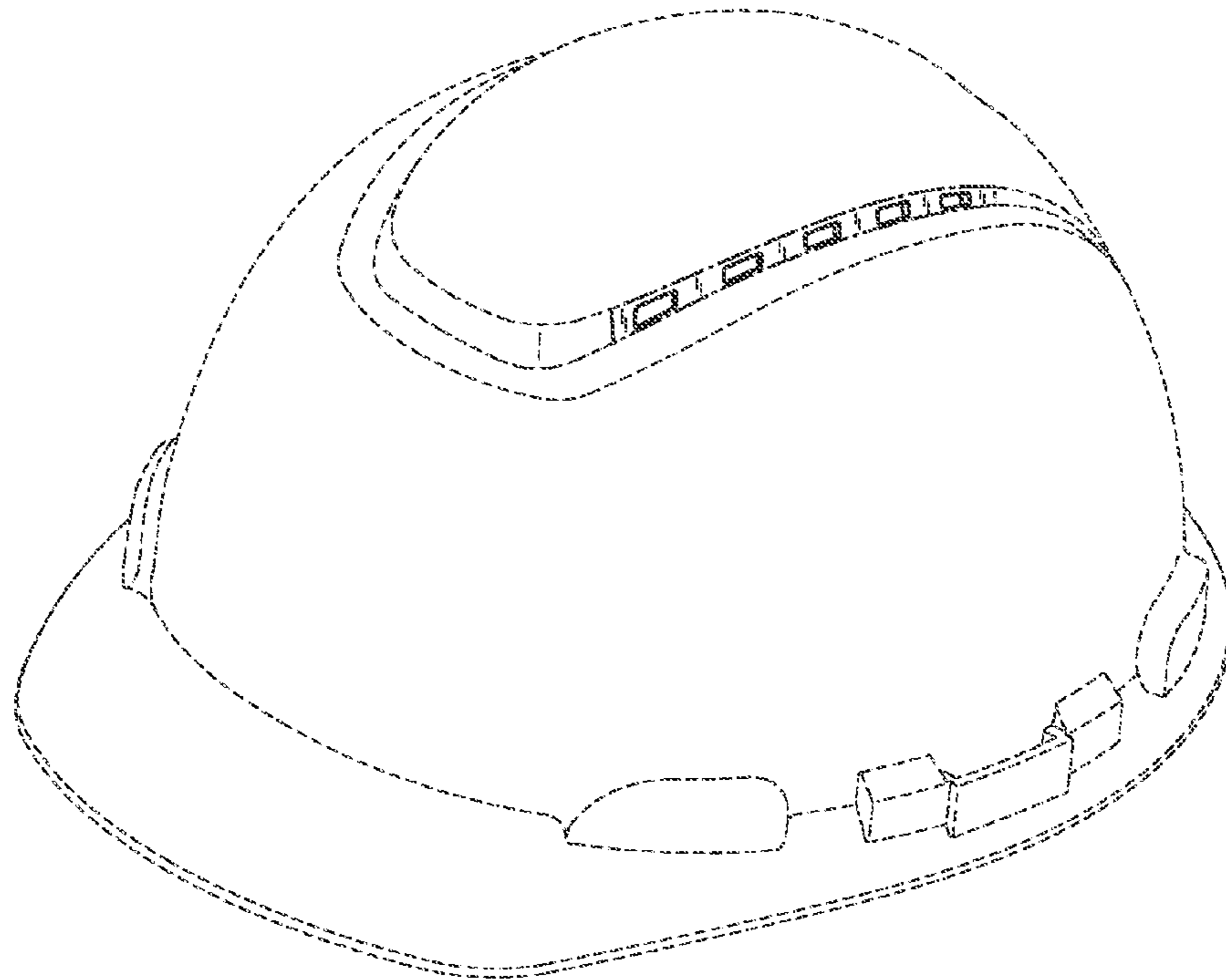


FIG. 1

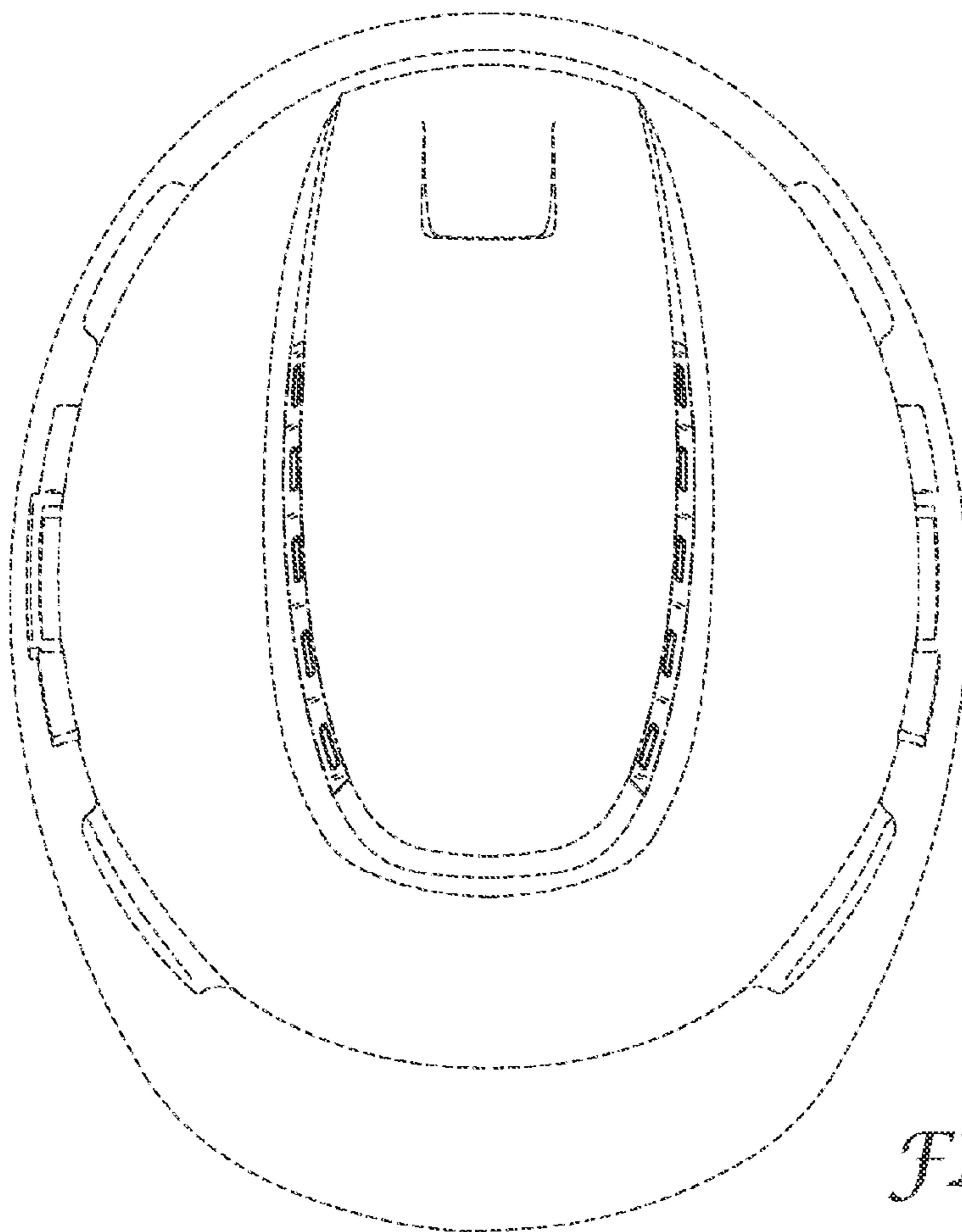


FIG. 2

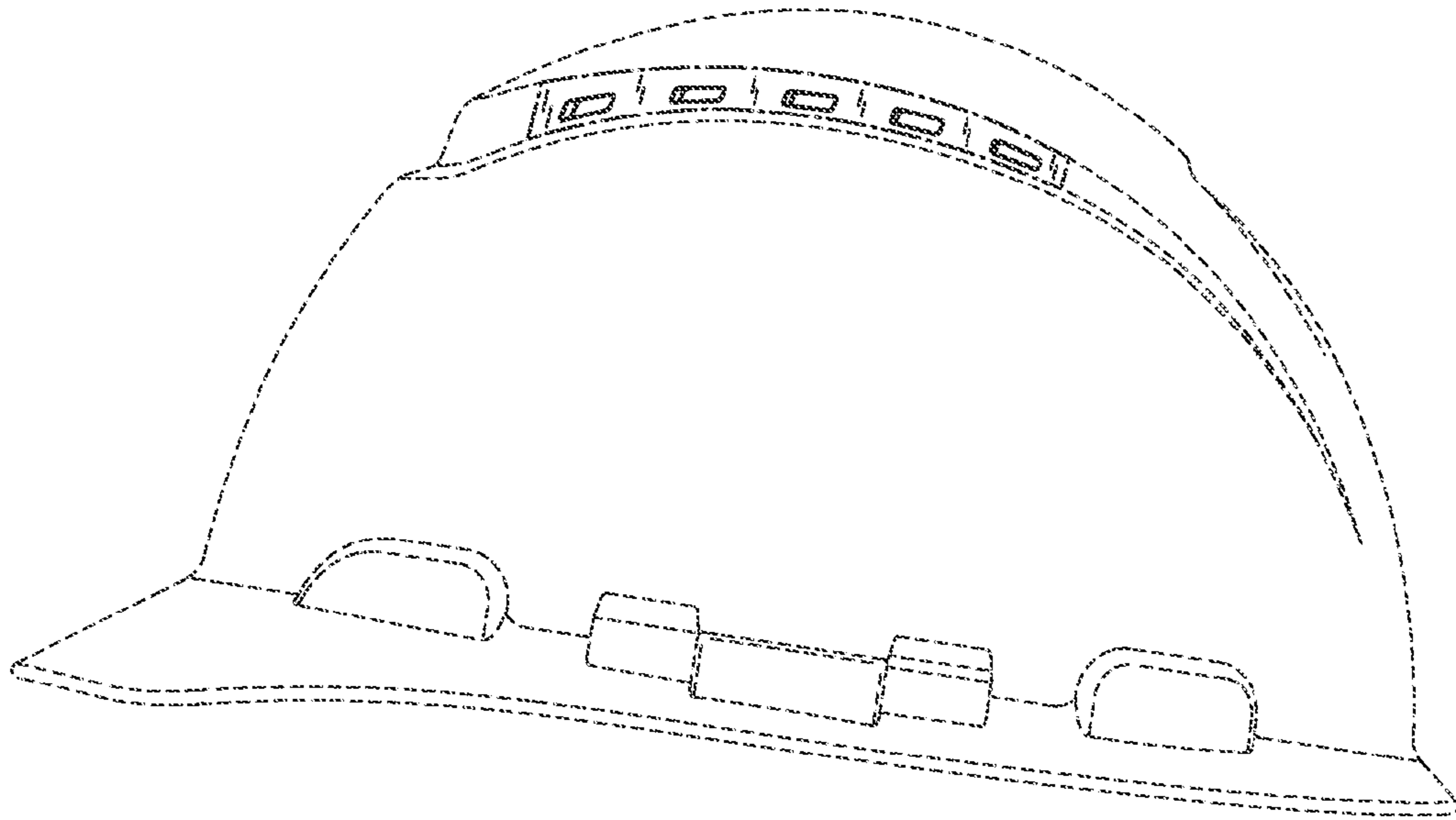


FIG. 3

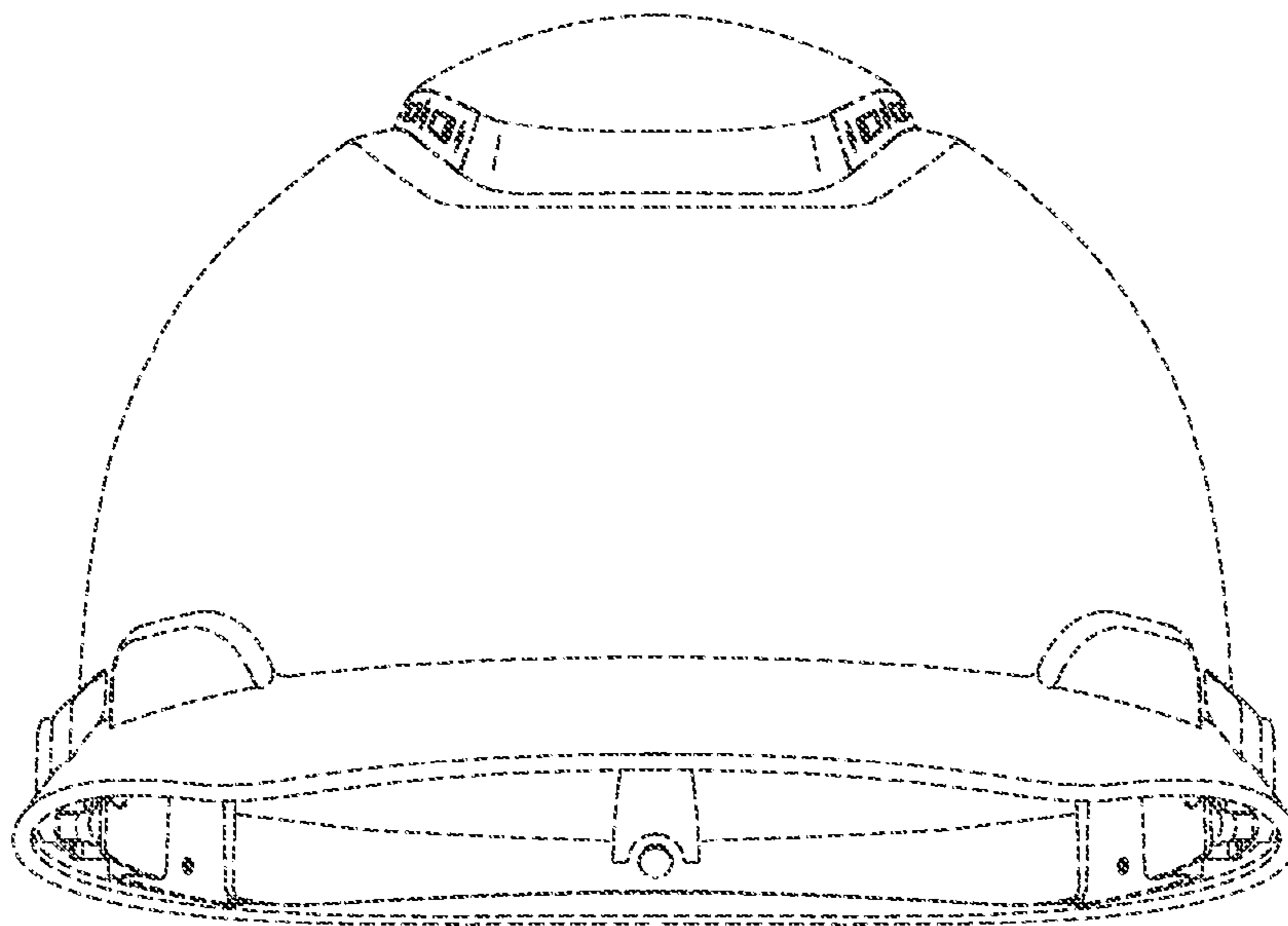


FIG. 4

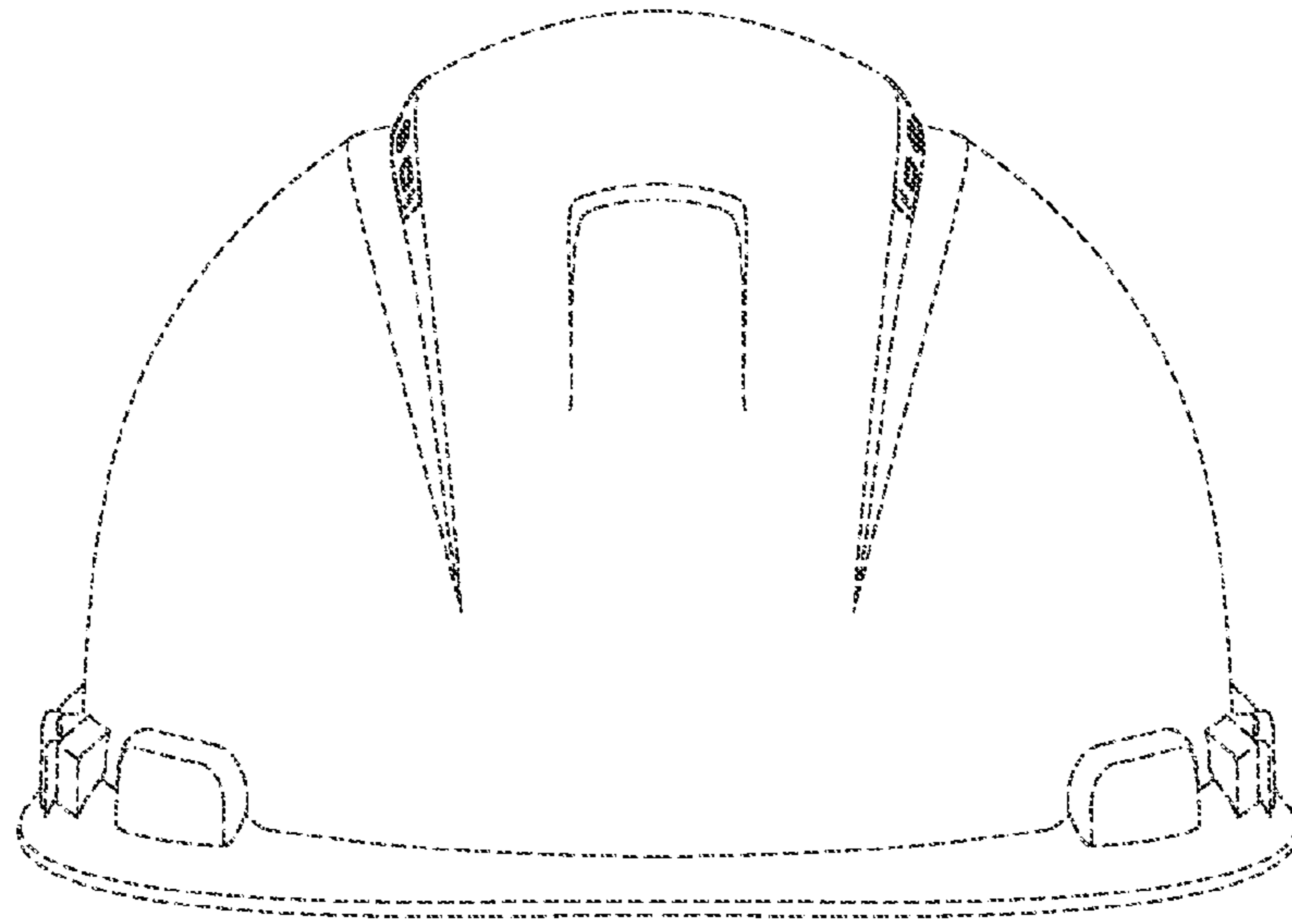


FIG. 5

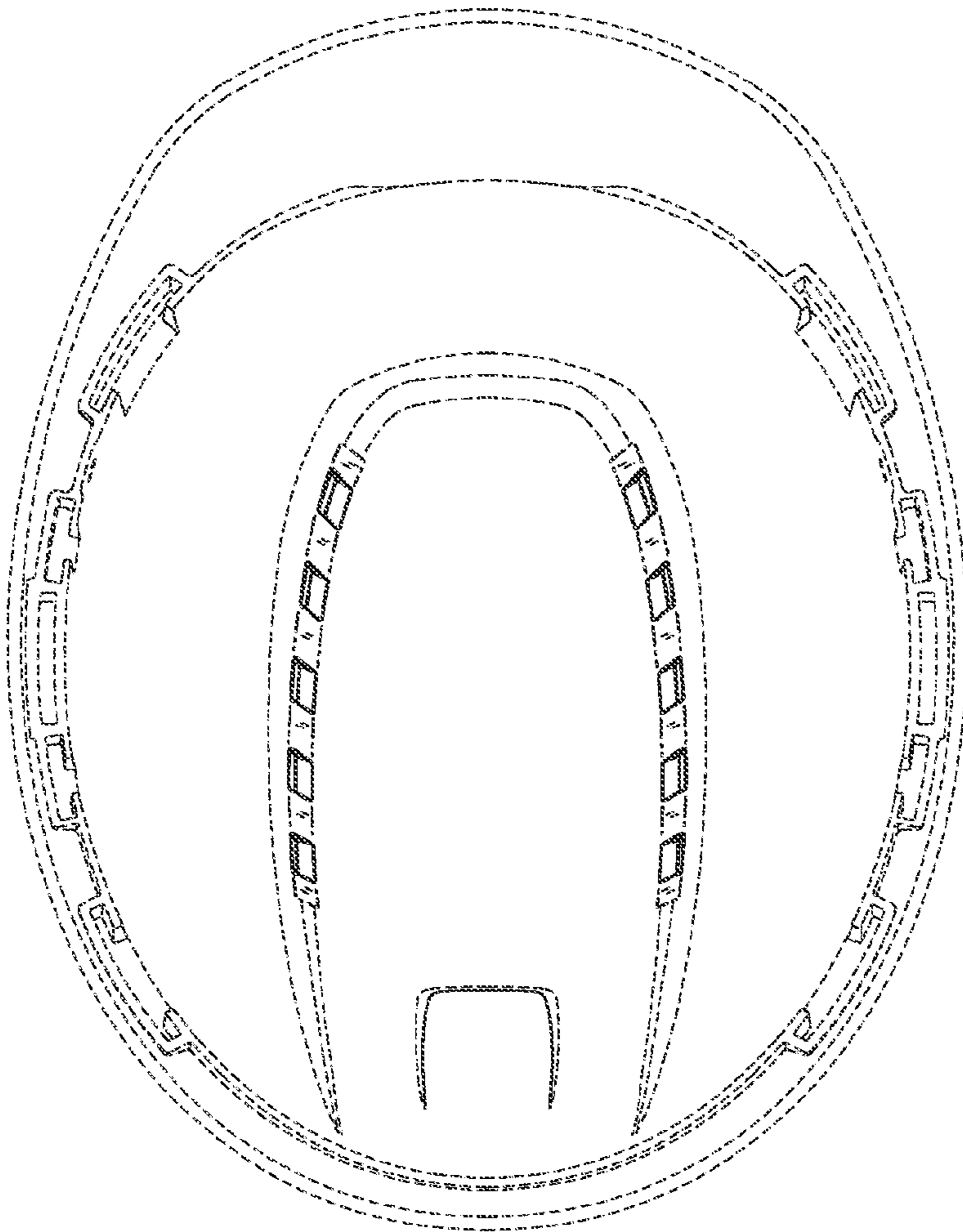


FIG. 6