



US00D708763S

(12) **United States Design Patent**
Smeja

(10) **Patent No.:** **US D708,763 S**
(45) **Date of Patent:** **** Jul. 8, 2014**

(54) **BEVERAGE CAPSULE TRAY**
(71) Applicant: **Limitless Innovations, Inc.**, McHenry, IL (US)
(72) Inventor: **Michael V. Smeja**, Inverness, IL (US)
(73) Assignee: **Limitless Innovations, Inc.**, McHenry, IL (US)
(**) Term: **14 Years**

D359,125 S * 6/1995 Livingston D24/223
5,508,005 A * 4/1996 Mathus 422/551
D411,308 S * 6/1999 Pandey et al. D24/216
D413,677 S * 9/1999 Dumitrescu et al. D24/227
D421,130 S * 2/2000 Cohen et al. D24/229
D438,632 S * 3/2001 Miller D24/224
D438,633 S * 3/2001 Miller D24/224
D448,854 S * 10/2001 Kuiper et al. D24/230
D450,130 S * 11/2001 Goldstein D24/227
D484,989 S * 1/2004 Gebrian D24/230
D589,626 S * 3/2009 Petersen D24/230
D596,312 S * 7/2009 Giraud et al. D24/230

(Continued)

(21) Appl. No.: **29/470,623**
(22) Filed: **Oct. 23, 2013**
(51) **LOC (10) Cl.** **24-02**
(52) **U.S. Cl.**
USPC **D24/229; D7/701**
(58) **Field of Classification Search**
USPC D24/185, 216–232, 127–128;
D3/203.1–203.8, 304;
D6/406.1–406.3, 406.6; D9/341, 345,
D9/347, 348, 415, 418, 419, 430, 456,
D9/732; 422/58, 99, 102, 104, 297, 400,
422/560–564, 509, 521.1, 551;
206/461–471, 526, 528, 531, 534–539;
435/4; D7/701
See application file for complete search history.

Primary Examiner — T. Chase Nelson
Assistant Examiner — Mark Cavanna
(74) *Attorney, Agent, or Firm* — Neal, Gerber & Eisenberg LLP

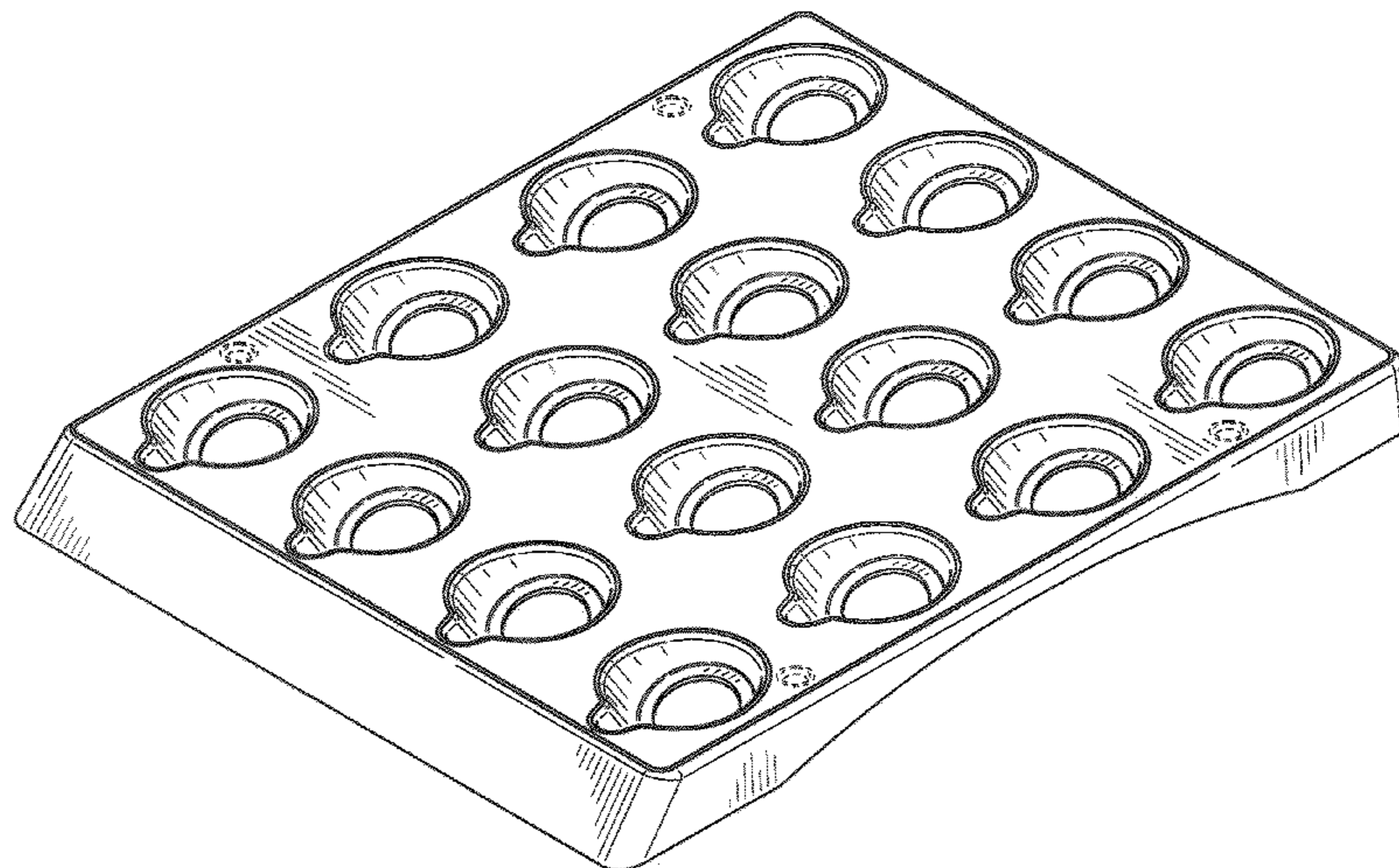
(57) **CLAIM**
The ornamental design for the beverage capsule tray, as shown and described.

DESCRIPTION

FIG. 1 is a perspective view of the beverage capsule tray according to an embodiment of the present invention; FIG. 2 is a bottom perspective view thereof; FIG. 3 is a first side view thereof; FIG. 4 is a second side view thereof; FIG. 5 is a first end view thereof; FIG. 6 is a second end view thereof; FIG. 7 is a top plan view thereof; FIG. 8 is a bottom plan view thereof; FIG. 9 is a perspective view of the beverage capsule tray according to another embodiment of the present invention; FIG. 10 is bottom perspective view of the beverage capsule tray shown in FIG. 9; and, FIG. 11 is a side view of the beverage capsule tray shown in FIG. 9.
The broken lines in the drawings illustrate the portions of the design that form no part of the claim.

(56) **References Cited**
U.S. PATENT DOCUMENTS
D192,672 S * 4/1962 Jenkins D24/230
D245,118 S * 7/1977 Heaton D24/230
D249,706 S * 9/1978 Adamski D24/230
D268,130 S * 3/1983 Easton D24/230
D282,579 S * 2/1986 Juergens D24/230
D283,163 S * 3/1986 Pandya D24/230
D283,164 S * 3/1986 Pandya D24/230
D325,975 S * 5/1992 Grade et al. D24/230
D332,397 S * 1/1993 Schea et al. D24/227
D339,869 S * 9/1993 Schea et al. D24/224
D346,324 S * 4/1994 Warren D9/456
D351,661 S * 10/1994 Fischer D24/230

1 Claim, 8 Drawing Sheets



(56)

References Cited

U.S. PATENT DOCUMENTS

D596,758 S *	7/2009	Constable	D24/230	D638,137 S *	5/2011	Gross et al.	D24/227
D598,566 S *	8/2009	Allaer	D24/230	D653,767 S *	2/2012	Lovshe	D24/230
D608,458 S *	1/2010	Carlson	D24/230	D684,276 S *	6/2013	Hudson et al.	D24/226
D632,404 S *	2/2011	Karpiloff	D24/230	D694,906 S *	12/2013	Priebe et al.	D24/229
					D695,134 S *	12/2013	Priebe et al.	D9/732
					2007/0190522 A1 *	8/2007	Somack et al.	435/4
					2011/0226656 A1 *	9/2011	Archambault et al.	206/521.1

* cited by examiner

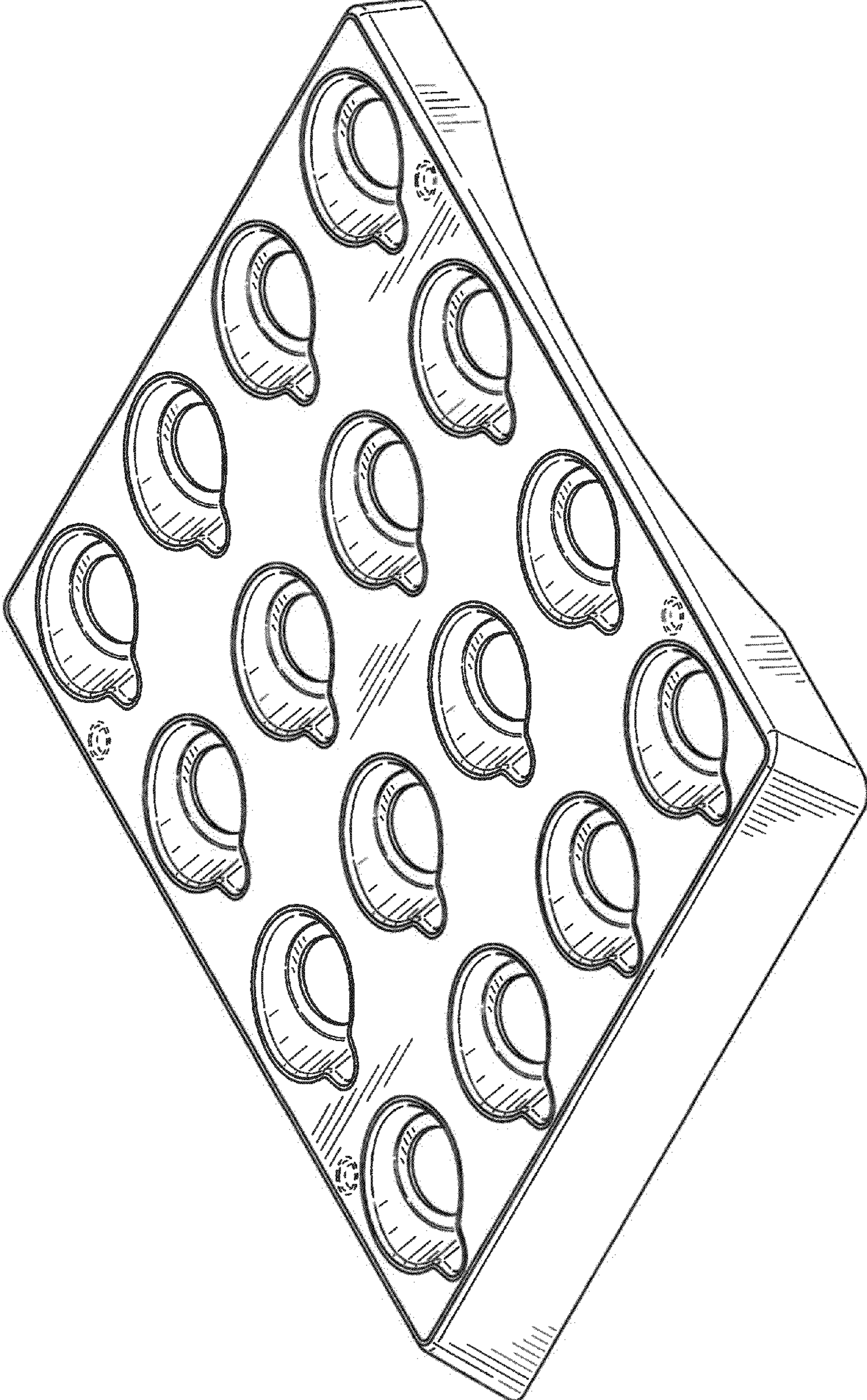


FIG. 1

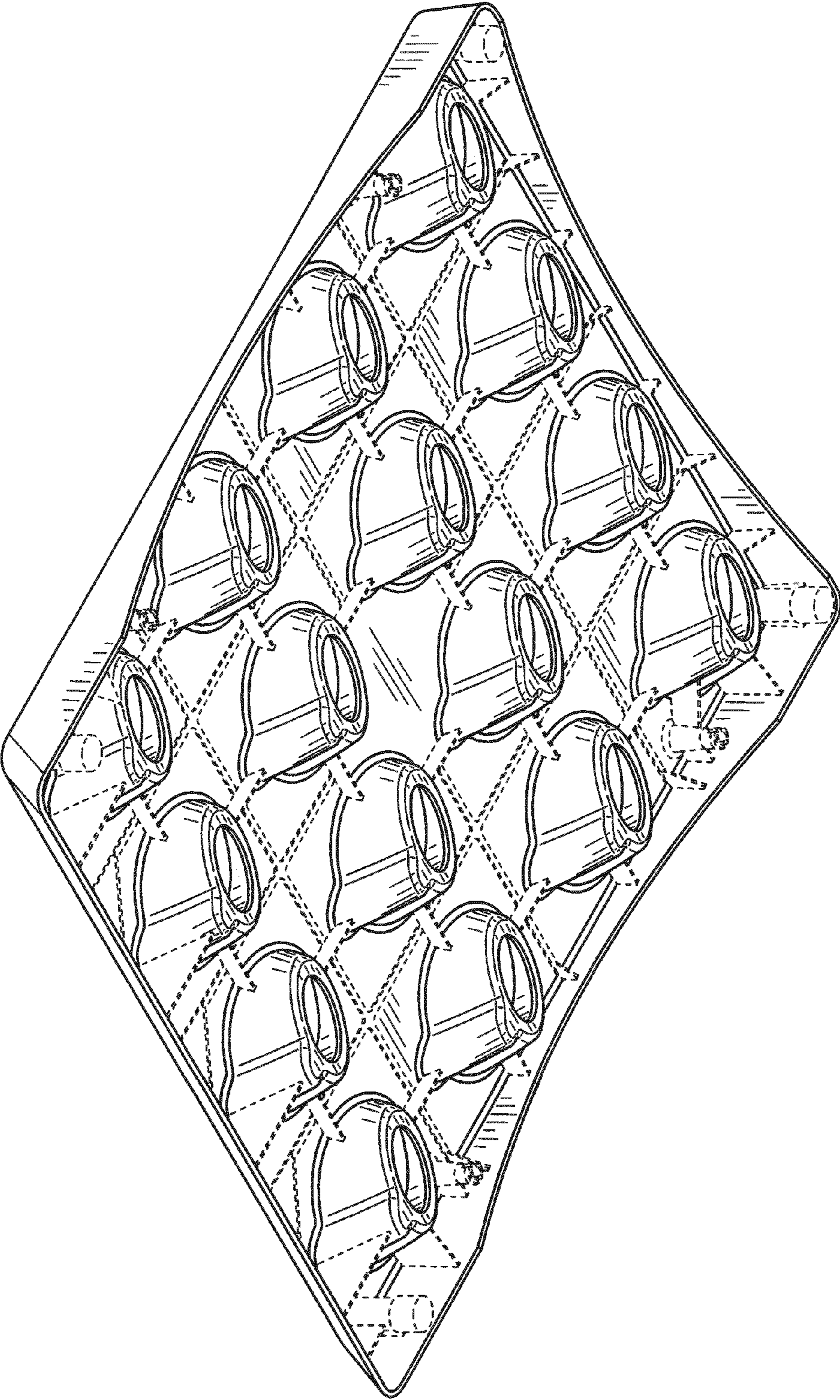


FIG. 2




FIG. 3




FIG. 4

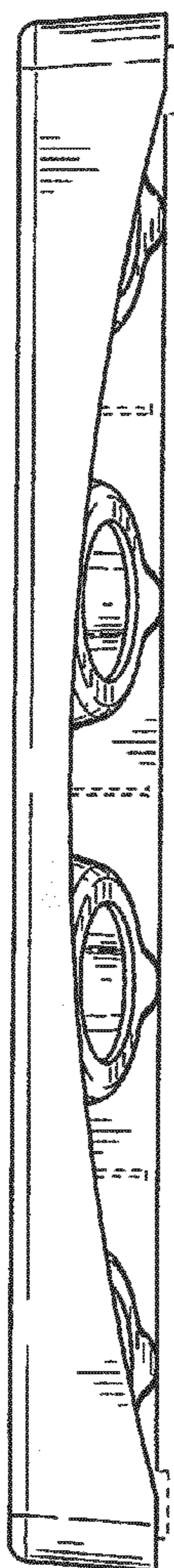


FIG. 5




FIG. 6

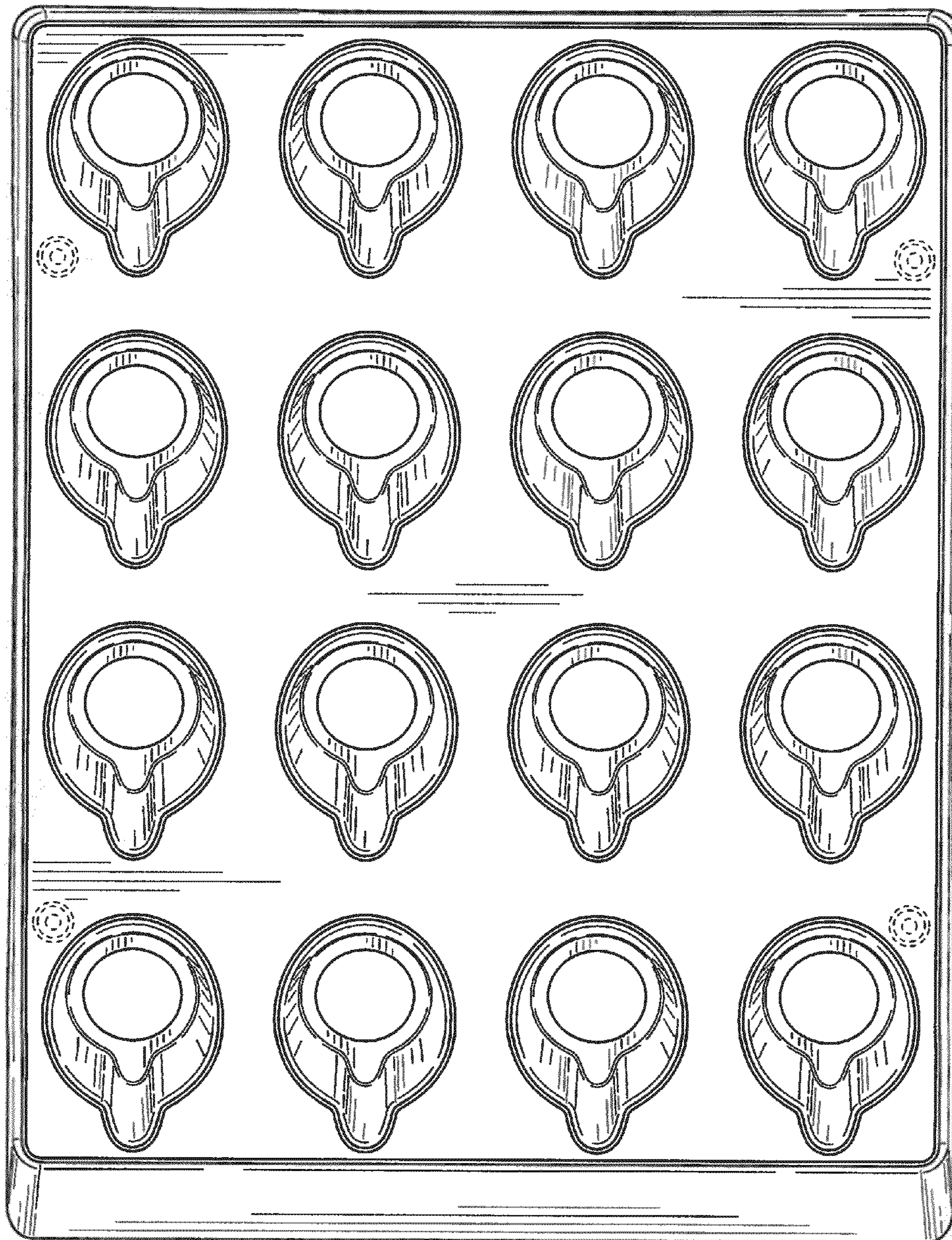


FIG. 7

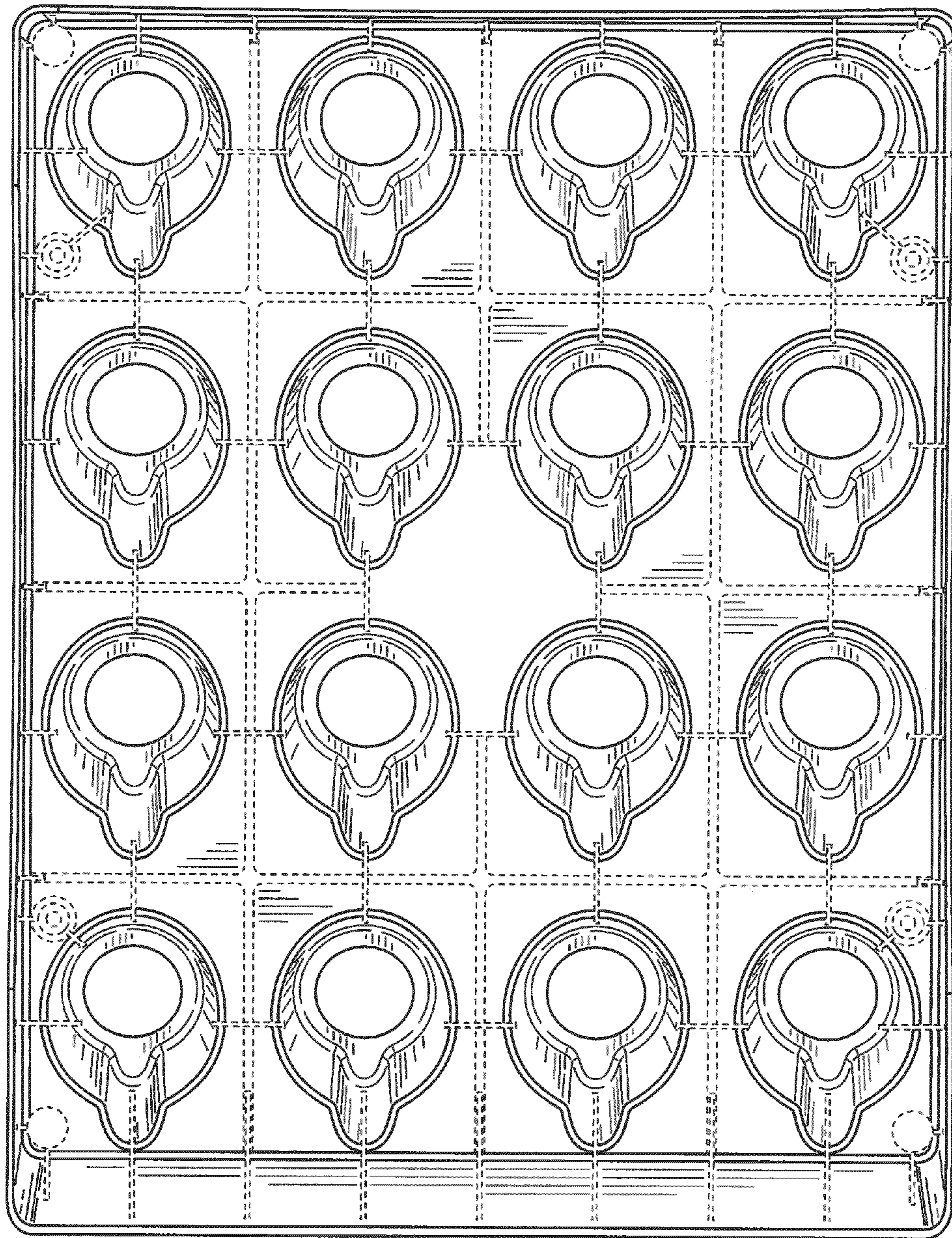


FIG. 8

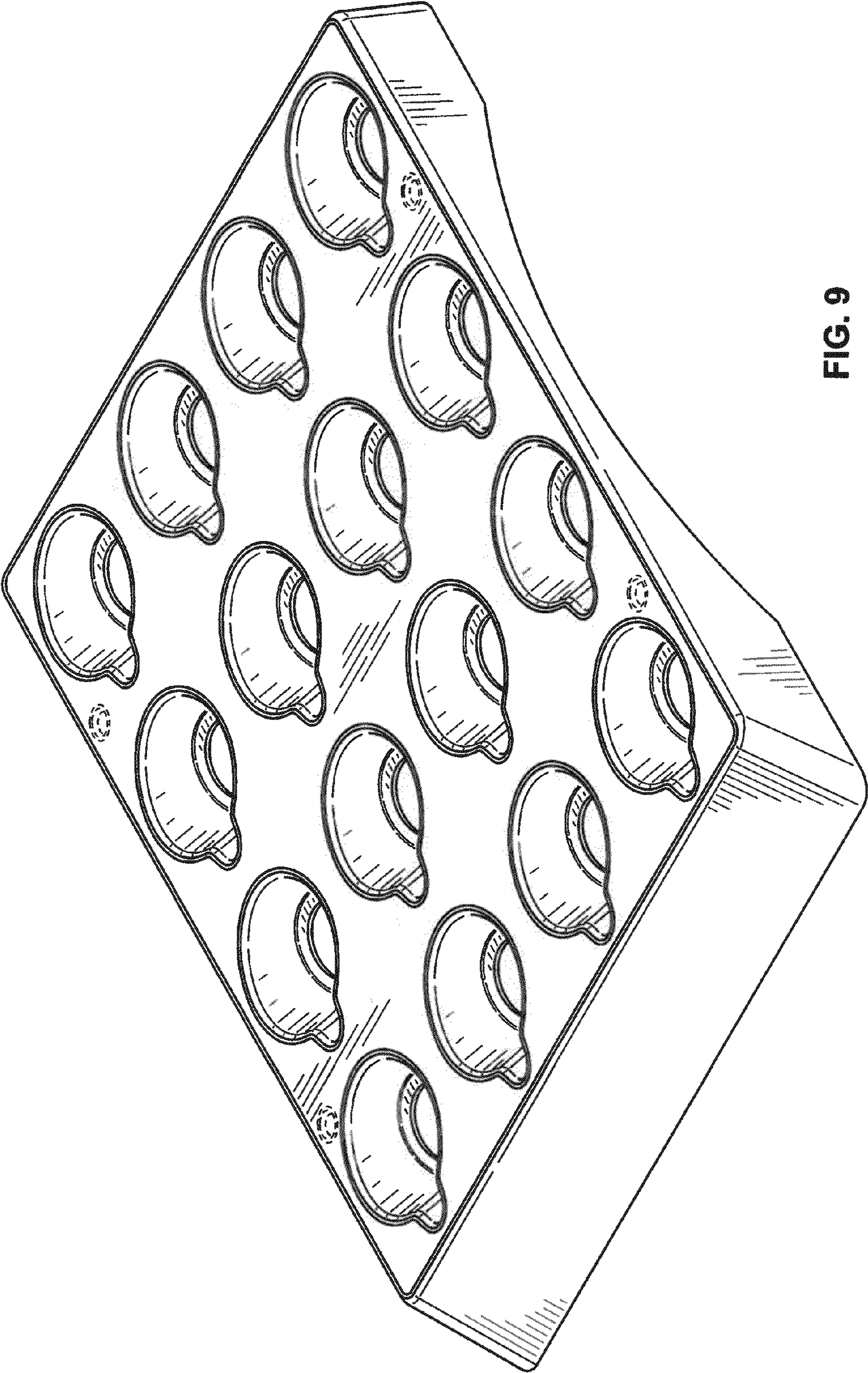


FIG. 9

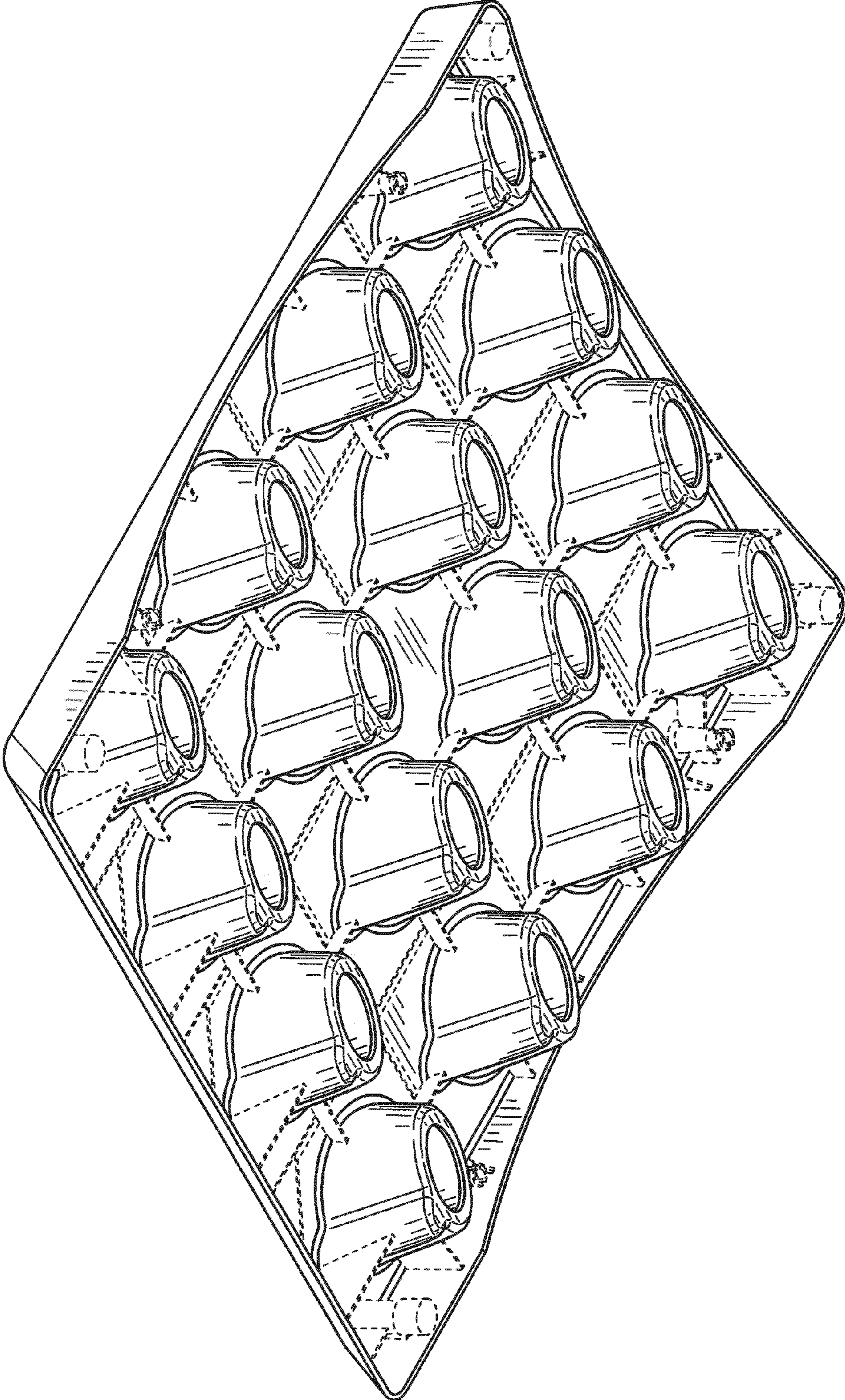


FIG. 10




FIG. 11