



US00D708757S

(12) **United States Design Patent**
Shibata

(10) **Patent No.:** **US D708,757 S**

(45) **Date of Patent:** **** Jul. 8, 2014**

(54) **SAMPLE ANALYZER**

(71) Applicant: **Sysmex Corporation**, Kobe (JP)

(72) Inventor: **Fumie Shibata**, Tokyo (JP)

(73) Assignee: **Sysmex Corporation**, Kobe (JP)

(**) Term: **14 Years**

(21) Appl. No.: **29/456,718**

(22) Filed: **Jun. 3, 2013**

(30) **Foreign Application Priority Data**

Dec. 25, 2012 (JP) 2012-031366

(51) **LOC (10) Cl.** **24-01**

(52) **U.S. Cl.**
USPC **D24/216**

(58) **Field of Classification Search**
USPC D24/216, 217, 219, 223, 231, 232, 233,
D24/107, 169, 186; D10/81; 422/500, 547,
422/62-65, 67; 435/287.1, 287.3; 436/43,
436/45, 47
See application file for complete search history.

(56) **References Cited**

U.S. PATENT DOCUMENTS

D288,478 S * 2/1987 Carlson et al. D24/216
D338,275 S * 8/1993 Fischer et al. D24/232

D347,478 S * 5/1994 Pinkney D24/216
5,397,537 A * 3/1995 Kanda et al. 422/403
D404,140 S * 1/1999 Meguro D24/232
D405,190 S * 2/1999 Pope-Morris D24/216
D434,153 S * 11/2000 Anderson et al. D24/216
D597,216 S * 7/2009 McGuigan et al. D24/216
D609,351 S * 2/2010 Wagener et al. D24/186
D681,231 S * 4/2013 Steinhauer et al. D24/232

* cited by examiner

Primary Examiner — Anhdao Doan

(74) *Attorney, Agent, or Firm* — Brinks Gilson & Lione

(57) **CLAIM**

I claim the ornamental design for a sample analyzer, as shown and described.

DESCRIPTION

FIG. 1 is a perspective view of a sample analyzer of the present invention;
FIG. 2 is a front view thereof;
FIG. 3 is a rear view thereof;
FIG. 4 is a right side view thereof;
FIG. 5 is a left side view thereof;
FIG. 6 is a top view thereof; and,
FIG. 7 is a bottom view thereof.
The broken lines illustrate unclaimed portions of the sample analyzer and form no part of the claimed design.

1 Claim, 4 Drawing Sheets




Fig. 1

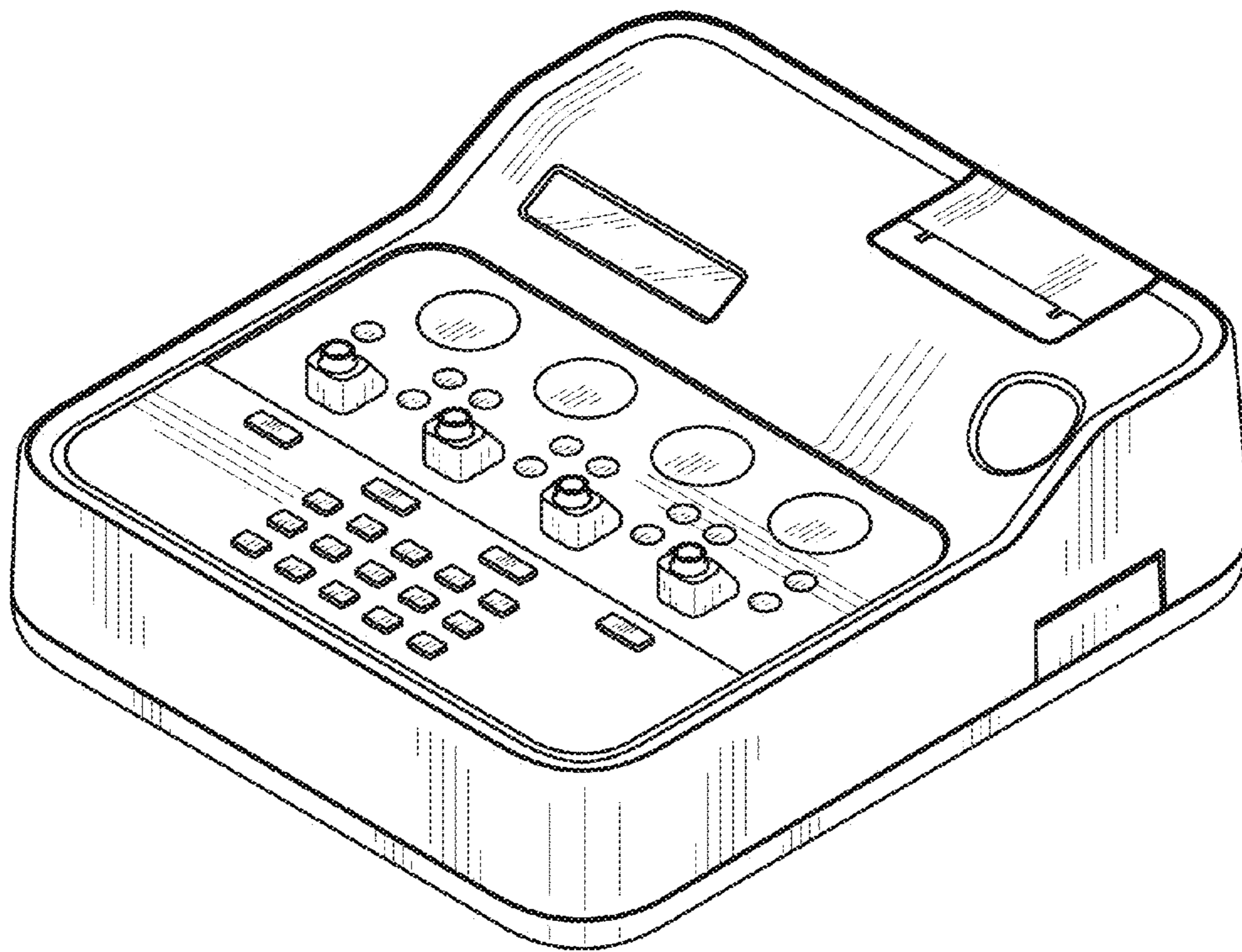


Fig. 2

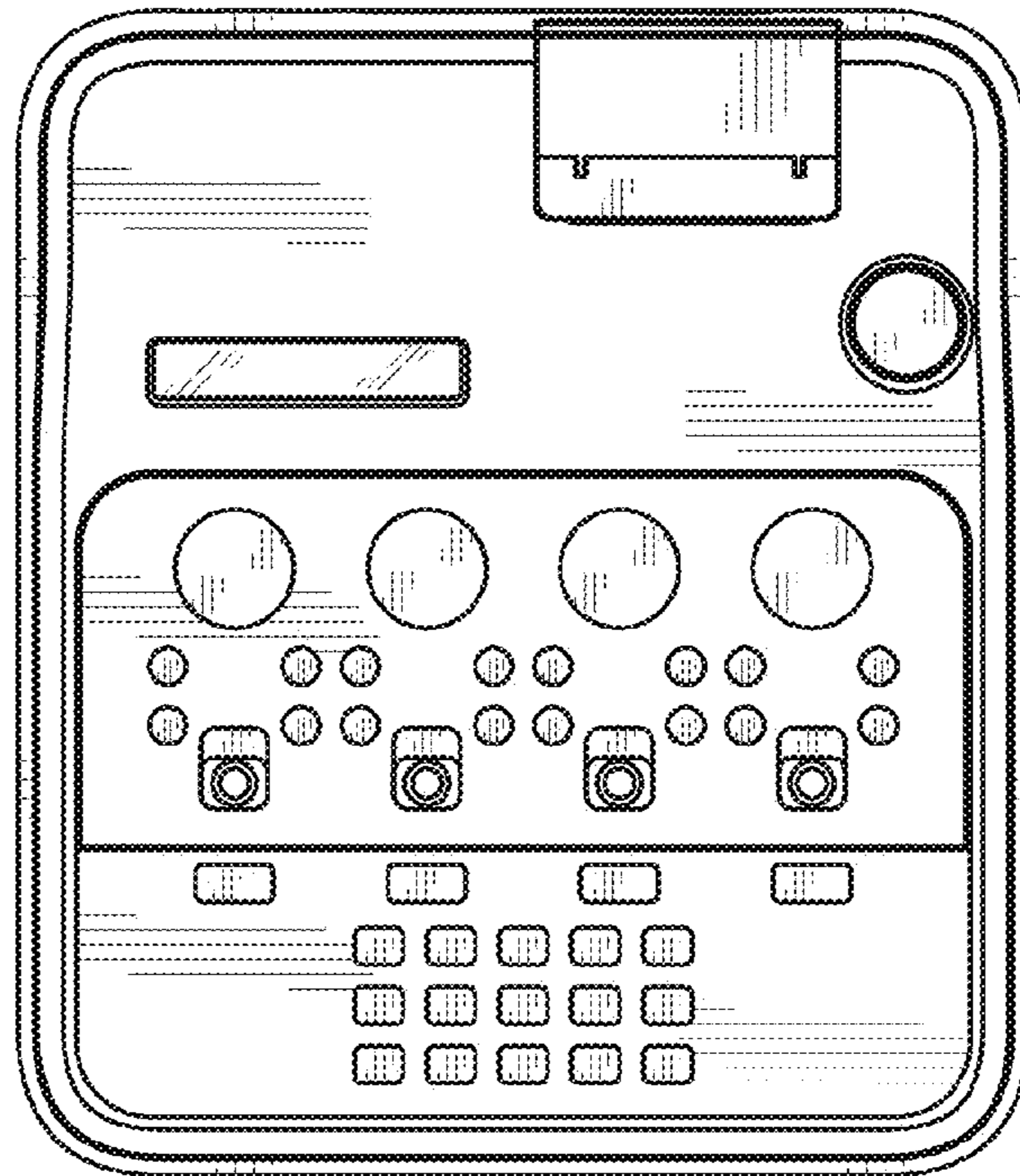


Fig. 3




Fig. 4

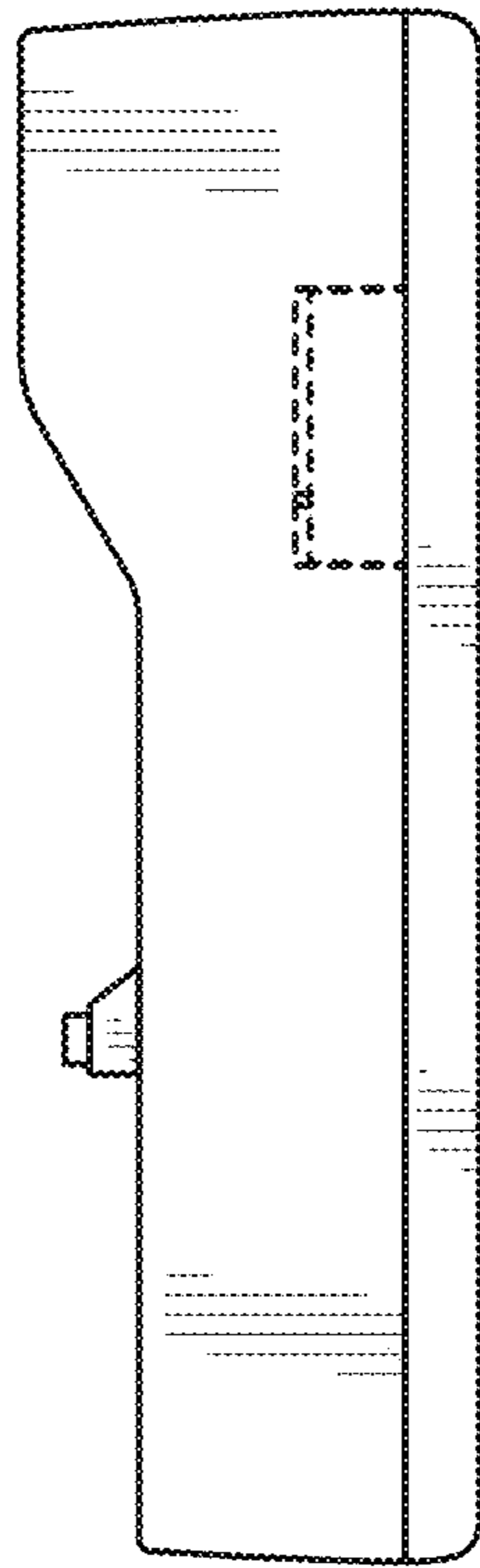


Fig. 5

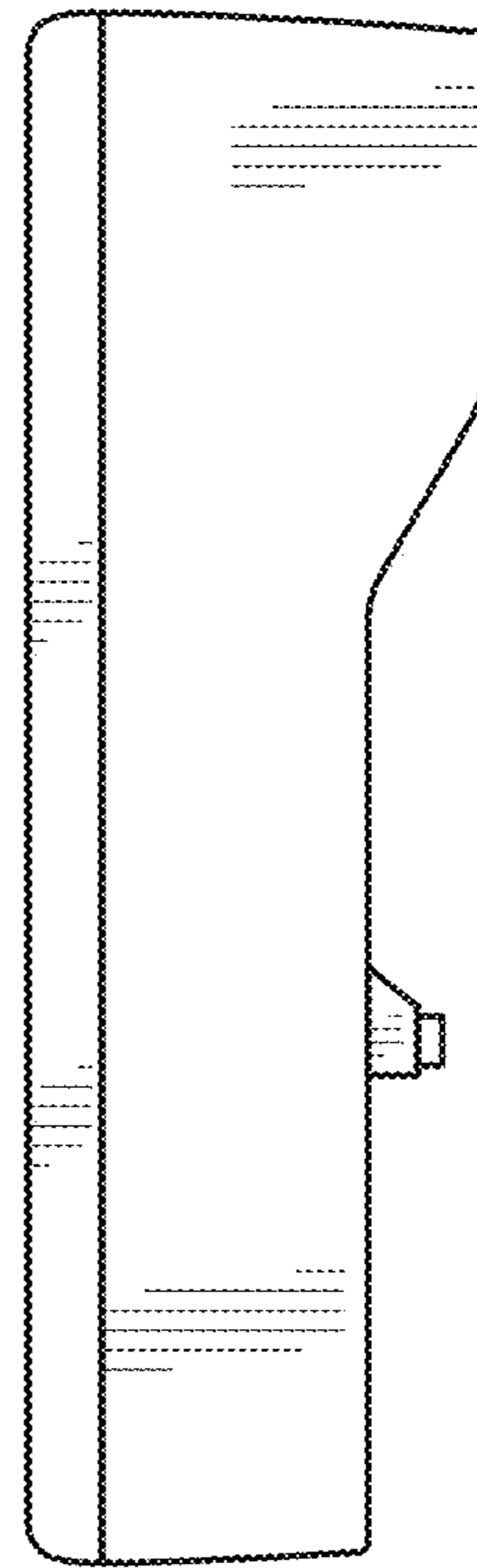


Fig. 6

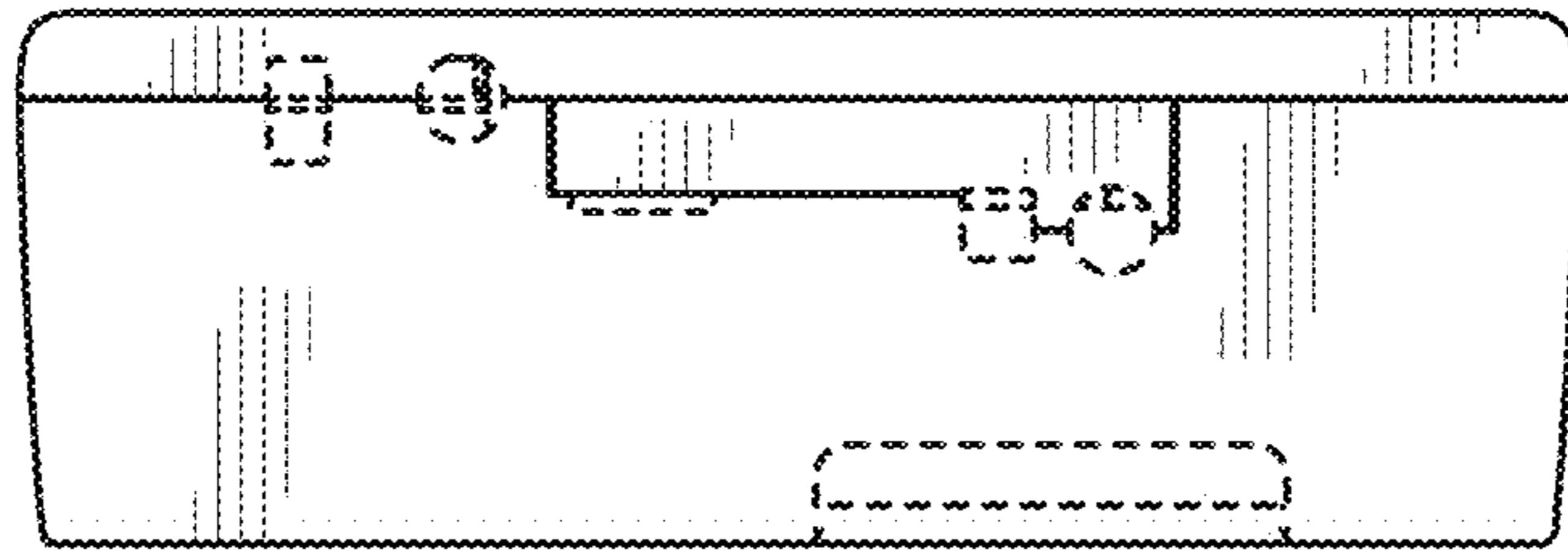


Fig. 7

