



US00D708755S

(12) **United States Design Patent**
Kim

(10) **Patent No.:** **US D708,755 S**
(45) **Date of Patent:** **** Jul. 8, 2014**

(54) **FACIAL MASSAGER**

(71) Applicant: **Myung-hak Kim**, Gyeong-do (KR)

(72) Inventor: **Myung-hak Kim**, Gyeong-do (KR)

(73) Assignee: **John Kim**, Torrance, CA (US)

(**) Term: **14 Years**

(21) Appl. No.: **29/471,332**

(22) Filed: **Oct. 30, 2013**

(51) **LOC (10) Cl.** **28-03**

(52) **U.S. Cl.**
USPC **D24/215**

(58) **Field of Classification Search**
USPC D24/200, 211, 212, 213, 214, 215;
601/19, 27-32, 46, 49, 52, DIG. 12,
601/DIG. 14, DIG. 15, DIG. 16, DIG. 17;
D21/685

See application file for complete search history.

(56) **References Cited**

U.S. PATENT DOCUMENTS

D459,639	S *	7/2002	Hefti et al.	D7/697
6,484,341	B2 *	11/2002	Hefti et al.	7/111
D535,892	S *	1/2007	Norsa	D9/667
D549,834	S *	8/2007	Huang	D24/211
7,435,029	B1 *	10/2008	Marini	401/197
D631,192	S *	1/2011	Lim	D28/7
D654,811	S *	2/2012	Song	D9/726

D656,621	S *	3/2012	Matsushita	D24/215
D676,975	S *	2/2013	Bickford	D24/211
D677,391	S *	3/2013	Bickford	D24/211
D677,392	S *	3/2013	Bickford	D24/211
D678,540	S *	3/2013	Bickford	D24/211
D678,541	S *	3/2013	Bickford	D24/211
D678,542	S *	3/2013	Bickford	D24/211
D687,956	S *	8/2013	Williams et al.	D24/211
2005/0215928	A1 *	9/2005	Banks et al.	601/112
2008/0154161	A1 *	6/2008	Abbott	601/113
2008/0200851	A1 *	8/2008	Faussett	601/119
2008/0255484	A1 *	10/2008	Gueret	601/129

* cited by examiner

Primary Examiner — Sandra Snapp

(74) *Attorney, Agent, or Firm* — Albert O. Cota

(57) **CLAIM**

The ornamental design for a facial massager, as shown and described.

DESCRIPTION

FIG. 1 is a front orthographic view of a facial massager showing my new design;

FIG. 2 is a front elevational view thereof;

FIG. 3 is a rear elevational view thereof;

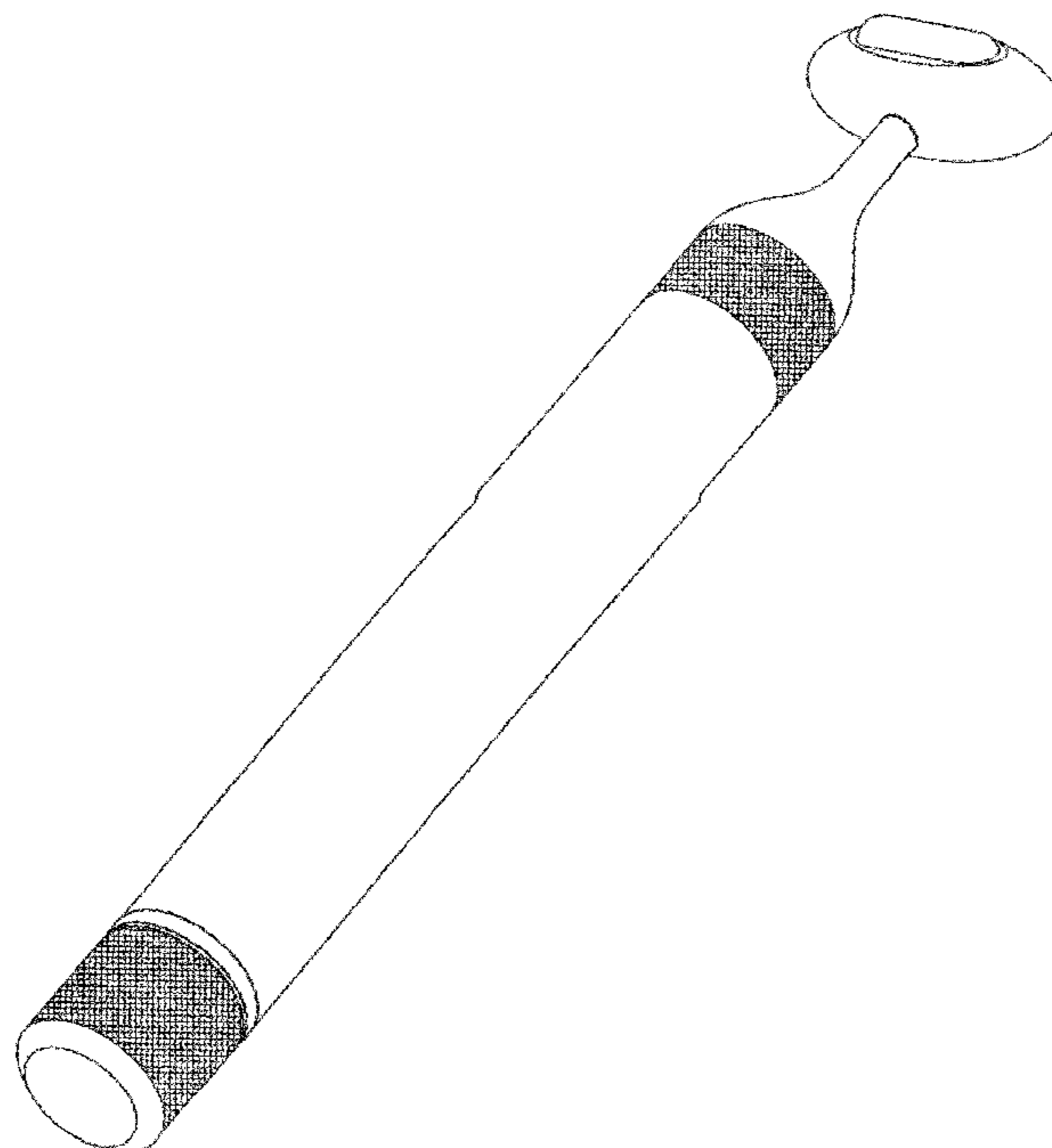
FIG. 4 is a left-side elevational view thereof;

FIG. 5 is a right-side side elevational view thereof;

FIG. 6 is a top plan view thereof; and,

FIG. 7 is a bottom plan view.

1 Claim, 4 Drawing Sheets



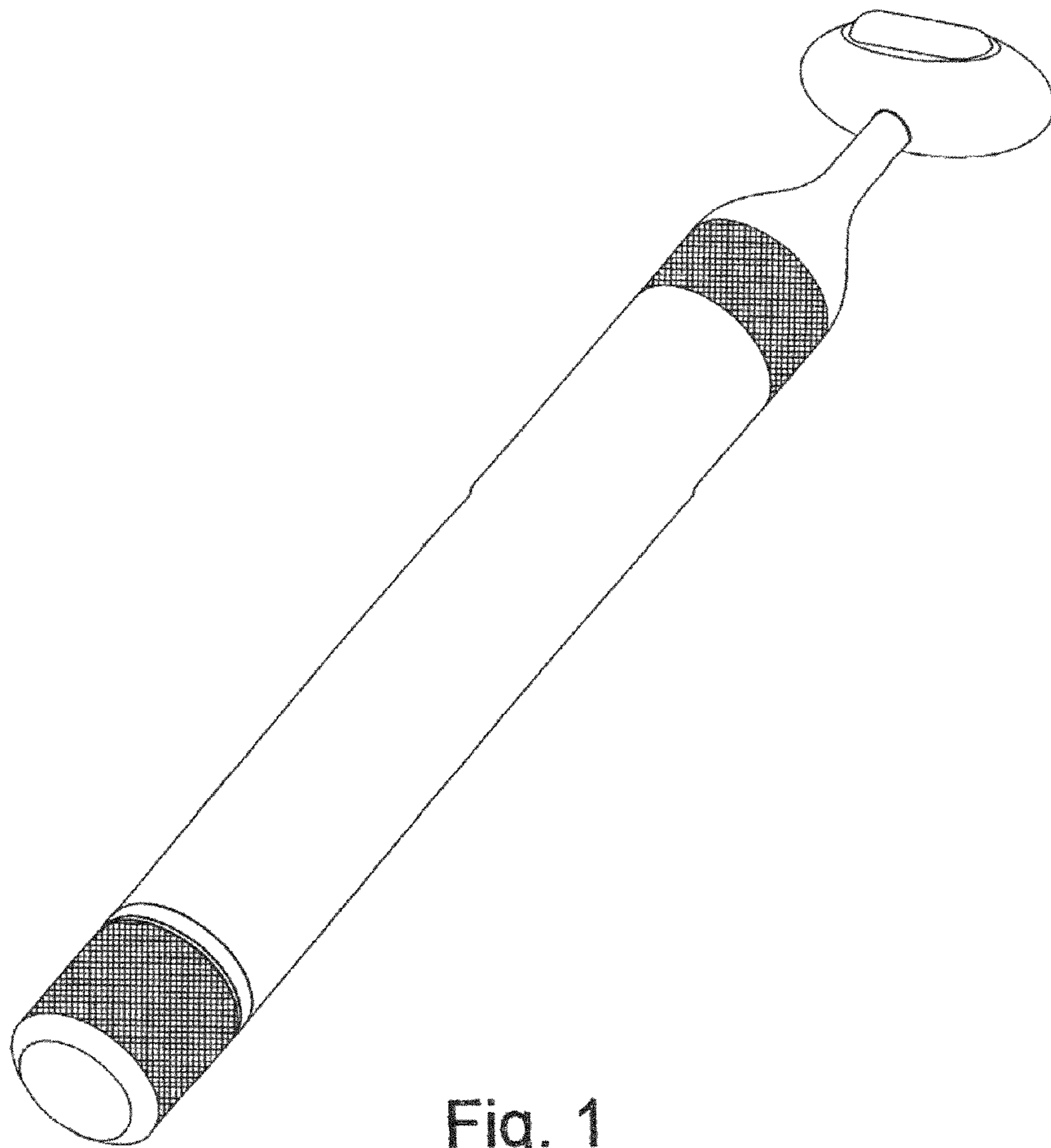


Fig. 1




Fig. 2




Fig. 3




Fig. 4




Fig. 5

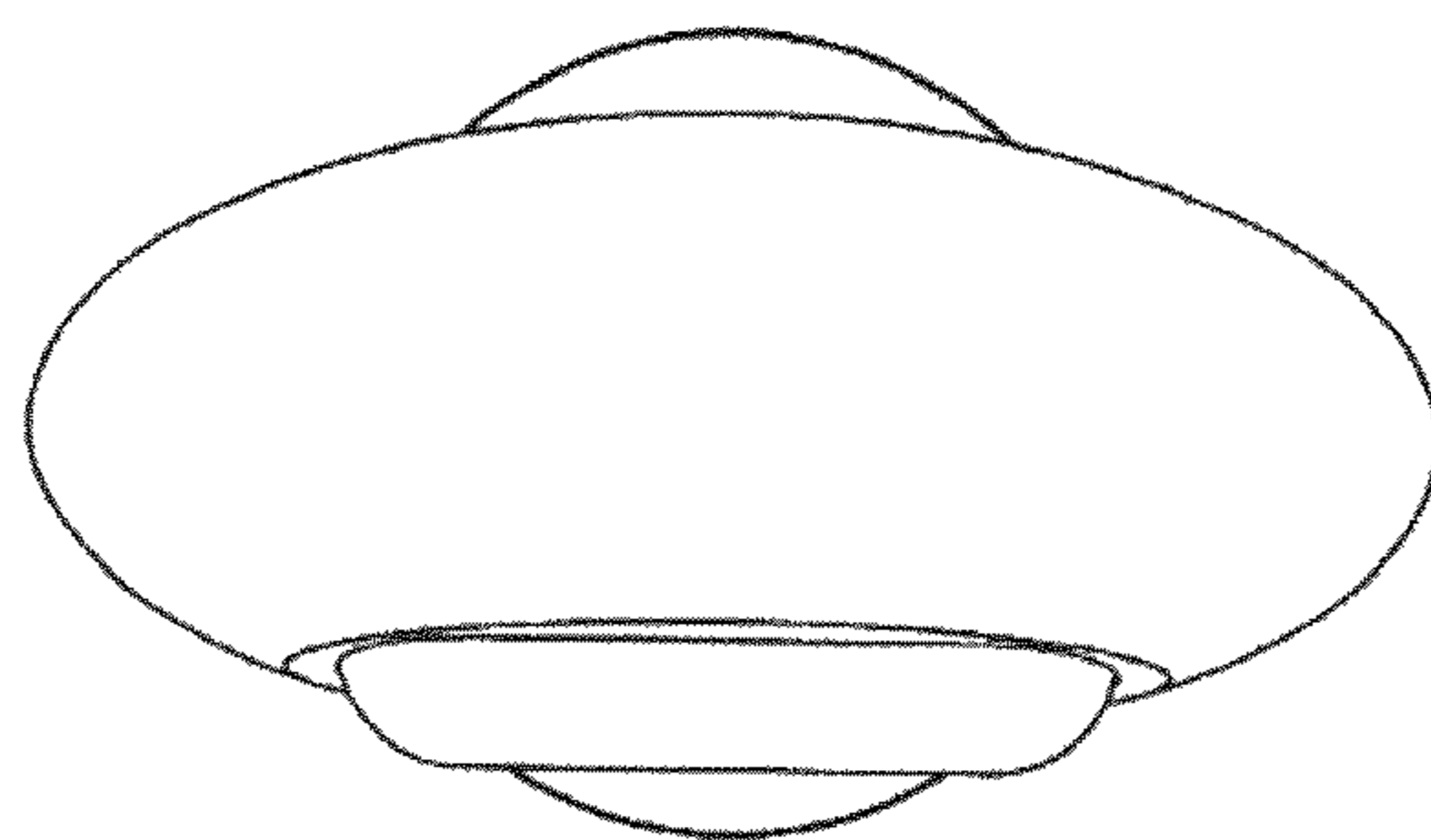


Fig. 6

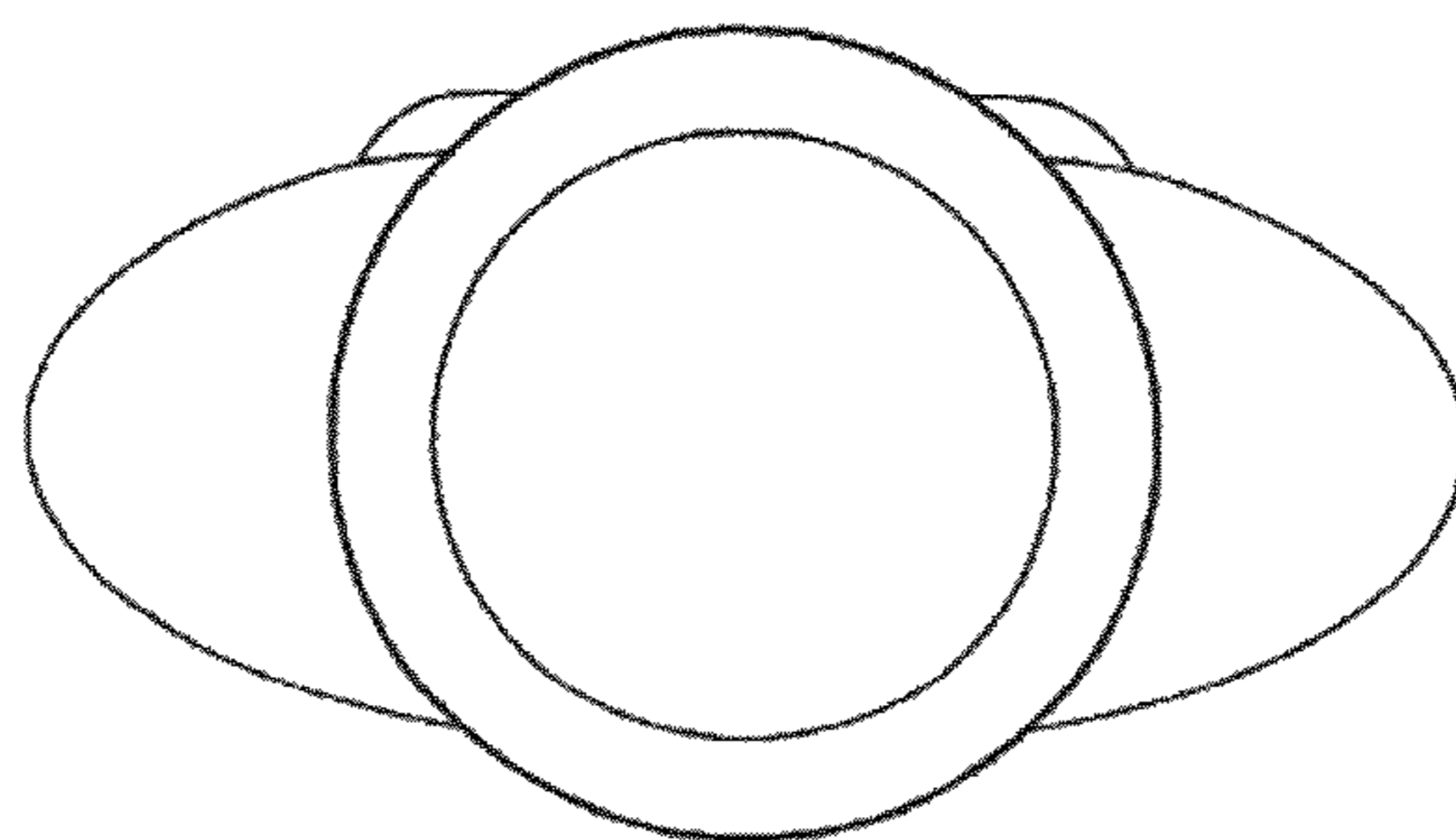


Fig. 7