



US00D708751S

(12) **United States Design Patent**
Chan et al.

(10) **Patent No.:** **US D708,751 S**
(45) **Date of Patent:** **** Jul. 8, 2014**

(54) **ADHESIVE BANDAGE WITH DECORATED PAD**

(56) **References Cited**

U.S. PATENT DOCUMENTS

(71) Applicant: **Johnson & Johnson Consumer Companies, Inc.**, Skillman, NJ (US)

2,788,003 A	4/1957	Morin	
2,896,618 A	7/1959	Schaefer	
3,053,252 A	9/1962	Wolf	
3,073,304 A	1/1963	Schaar	
3,214,502 A	10/1965	Schaar	
3,431,911 A	3/1969	Meisel, Jr.	
3,494,362 A	2/1970	Burgeni	
3,670,731 A	6/1972	Harmon	
3,707,430 A	12/1972	Costanza et al.	
3,731,686 A	5/1973	Chatterjee	
3,858,585 A	1/1975	Chatterjee	
3,903,890 A	9/1975	Mesek et al.	
3,908,659 A	9/1975	Wehrmeyer et al.	
4,145,464 A	3/1979	McConnell et al.	
4,259,387 A	3/1981	Mesek	
4,423,101 A	12/1983	Willstead	
4,616,644 A	10/1986	Saferstein et al.	
D288,363 S *	2/1987	Wallstrom	D24/125
4,781,710 A	11/1988	Megison et al.	
5,051,259 A	9/1991	Olsen et al.	
5,158,555 A	10/1992	Porzilli	
5,250,043 A	10/1993	Castellana et al.	
5,328,450 A	7/1994	Smith et al.	
5,423,736 A	6/1995	Cartmell et al.	
5,429,589 A *	7/1995	Cartmell et al.	602/42
D383,211 S *	9/1997	Dunshee et al.	D24/189
5,681,301 A	10/1997	Yang et al.	
D387,169 S *	12/1997	Dunshee et al.	D24/189
D389,244 S *	1/1998	Dunshee et al.	D24/189
D391,639 S *	3/1998	Dunshee et al.	D24/189
5,782,787 A	7/1998	Webster	
D402,371 S *	12/1998	Haynes et al.	D24/189
D404,136 S *	1/1999	Dunshee et al.	D24/189
D407,160 S *	3/1999	Dunshee et al.	D24/189
5,954,679 A	9/1999	Baranitsky	
5,990,377 A	11/1999	Chen et al.	
5,998,032 A	12/1999	Hansen et al.	
D424,699 S *	5/2000	Allen	D24/189
6,171,648 B1	1/2001	Himmelsbach et al.	
6,245,961 B1	6/2001	Roxendal et al.	
6,384,294 B1	5/2002	Levin	
6,395,395 B1	5/2002	Hansen et al.	
6,395,957 B1	5/2002	Chen et al.	
6,420,622 B1	7/2002	Johnston et al.	
6,566,575 B1	5/2003	Stickels et al.	
6,747,186 B2	6/2004	Shimizu	
6,897,348 B2	5/2005	Malik	
D511,006 S *	10/2005	Dodd et al.	D24/189
6,967,261 B1	11/2005	Soerens et al.	

(72) Inventors: **Jennifer Wing-Yee Chan**, Belle Mead, NJ (US); **Michael William Eknoian**, Warren, NJ (US); **Vincent John Petersack**, Eastampton, NJ (US); **Carmine Michael Rizzo**, Cliffwood Beach, NJ (US); **Karin Taylor**, New York, NY (US)

(73) Assignee: **Johnson & Johnson Consumer Companies, Inc.**, Skillman, NJ (US)

(**) Term: **14 Years**

(21) Appl. No.: **29/468,291**

(22) Filed: **Sep. 27, 2013**

Related U.S. Application Data

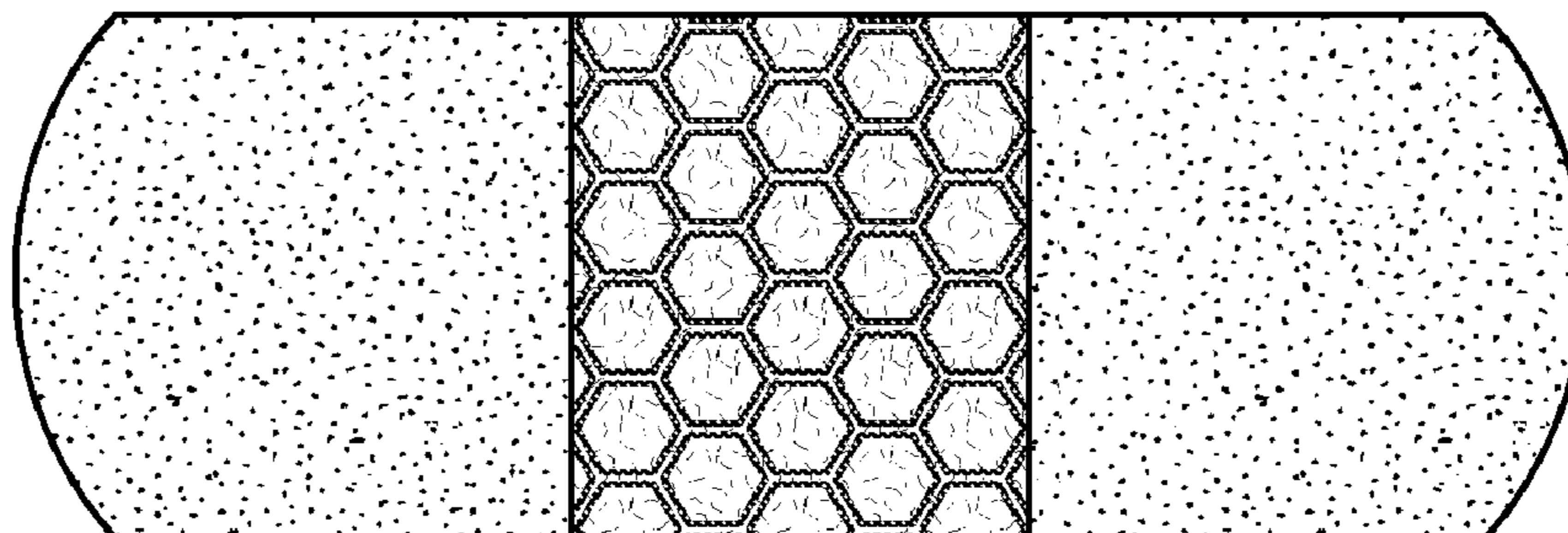
(60) Division of application No. 29/386,599, filed on Mar. 2, 2011, now Pat. No. Des. 694,892, which is a continuation-in-part of application No. 29/386,506, filed on Mar. 1, 2011, now Pat. No. Des. 697,216, which is a continuation-in-part of application No. 13/036,499, filed on Feb. 28, 2011, and a continuation-in-part of application No. 13/036,471, filed on Feb. 28, 2011.

(51) **LOC (10) Cl.** **24-04**

(52) **U.S. Cl.**
USPC **D24/189**

(58) **Field of Classification Search**
USPC D20/10-11, 23, 35, 42; D24/189;
602/41-48, 54-55, 58

See application file for complete search history.



D514,703	S	2/2006	Palomino, Jr.	
7,105,716	B2	9/2006	Baratian et al.	
7,154,017	B2	12/2006	Sigurjonsson et al.	
7,214,847	B1	5/2007	Flick	
7,220,889	B2	5/2007	Sigurjonsson et al.	
D545,970	S	7/2007	Eknoian et al.	
7,238,849	B2	7/2007	Goldberg et al.	
7,270,721	B2	9/2007	Hilfenhaus et al.	
7,291,762	B2	11/2007	Flick	
7,304,202	B2	12/2007	Sigurjonsson et al.	
7,329,792	B2	2/2008	Buckman et al.	
7,335,612	B2	2/2008	Kim	
D570,421	S *	6/2008	Andersson	D21/376
7,396,975	B2	7/2008	Sigurjonsson et al.	
D582,560	S	12/2008	Sachi	
D582,561	S	12/2008	Sachi	
D583,955	S	12/2008	Sachi	
7,468,471	B2	12/2008	Sigurjonsson et al.	
D584,415	S	1/2009	Sachi	
D611,156	S *	3/2010	Dunshee	D24/189
7,811,021	B2	10/2010	Gueret	
D646,789	S *	10/2011	Barth	D24/189
D648,439	S *	11/2011	Greener et al.	D24/189
2003/0208175	A1	11/2003	Gross et al.	
2004/0049145	A1	3/2004	Flick	
2004/0127834	A1	7/2004	Sigurjonsson et al.	
2004/0127835	A1	7/2004	Sigurjonsson et al.	
2004/0127836	A1	7/2004	Sigurjonsson et al.	
2004/0127837	A1	7/2004	Sigurjonsson	
2004/0127839	A1	7/2004	Sigurjonsson et al.	
2004/0133143	A1	7/2004	Burton et al.	
2004/0138604	A1	7/2004	Sigurjonsson et al.	
2004/0138605	A1	7/2004	Sigurjonsson et al.	
2005/0165445	A1	7/2005	Buckman et al.	
2007/0129697	A1	6/2007	Soerens et al.	
2007/0142803	A1	6/2007	Soerens et al.	
2008/0033506	A1	2/2008	Flick	
2008/0039763	A1	2/2008	Sigurjonsson et al.	
2008/0076844	A1	3/2008	Van Sumeren et al.	
2008/0119773	A1	5/2008	Flick	
2008/0255493	A1	10/2008	Sigurjonsson et al.	
2010/0179463	A1	7/2010	Greener et al.	

FOREIGN PATENT DOCUMENTS

CA	2321418	7/1992
WO	2010147535	12/2010

* cited by examiner

Primary Examiner — T. Chase Nelson
Assistant Examiner — Michelle E Wilson

(57) CLAIM

We claim the ornamental design for an adhesive bandage with decorated pad, as shown and described.

DESCRIPTION

FIG. 1 is a plan view of a first embodiment of an adhesive bandage with a decorated absorbent pad showing my new design;
FIG. 2 is a side elevational view thereof, the opposite side elevational view being a mirror image thereof;
FIG. 3 is an end elevational view thereof, the opposite end elevational view being a mirror image thereof;
FIG. 4 is a back plan view thereof showing the decorative pattern as seen from the back side of the bandage;
FIG. 5 is a plan view of a second embodiment of an adhesive bandage with a decorated absorbent pad showing my new design;
FIG. 6 is a side elevational view of the embodiment of FIG. 5, the opposite side elevational view being a mirror image thereof;

FIG. 7 is an end elevational view of the embodiment of FIG. 5, the opposite end elevational view being a mirror image thereof;
FIG. 8 is a back plan view of the embodiment of FIG. 5, showing the decorative pattern as seen from the back side of the bandage;
FIG. 9 is a plan view of a third embodiment of an adhesive bandage with a decorated absorbent pad showing my new design;
FIG. 10 is a side elevational view of the embodiment of FIG. 9, the opposite side elevational view being a mirror image thereof;
FIG. 11 is an end elevational view of the embodiment of FIG. 9, the opposite end elevational view being a mirror image thereof;
FIG. 12 is a back plan view of the embodiment of FIG. 9, showing the decorative pattern as seen from the back side of the bandage;
FIG. 13 is a plan view of a fourth embodiment of an adhesive bandage with a decorated absorbent pad showing my new design;
FIG. 14 is a side elevational view of the embodiment of FIG. 13, the opposite side elevational view being a mirror image thereof;
FIG. 15 is an end elevational view of the embodiment of FIG. 13, the opposite end elevational view being a mirror image thereof;
FIG. 16 is a back plan view of the embodiment of FIG. 13, showing the decorative pattern as seen from the back side of the bandage;
FIG. 17 is a plan view of a fifth embodiment of an adhesive bandage with a decorated absorbent pad showing my new design;
FIG. 18 is a side elevational view of the embodiment of FIG. 17, the opposite side elevational view being a mirror image thereof;
FIG. 19 is an end elevational view of the embodiment of FIG. 17, the opposite end elevational view being a mirror image thereof;
FIG. 20 is a back plan view of the embodiment of FIG. 17, showing the decorative pattern as seen from the back side of the bandage;
FIG. 21 is a plan view of a sixth embodiment of an adhesive bandage with a decorated absorbent pad showing my new design;
FIG. 22 is a side elevational view of the embodiment of FIG. 21, the opposite side elevational view being a mirror image thereof;
FIG. 23 is an end elevational view of the embodiment of FIG. 21, the opposite end elevational view being a mirror image thereof;
FIG. 24 is a back plan view of the embodiment of FIG. 21, showing the decorative pattern as seen from the back side of the bandage;
FIG. 25 is a plan view of a seventh embodiment of an adhesive bandage with a decorated absorbent pad showing my new design;
FIG. 26 is a side elevational view of the embodiment of FIG. 25, the opposite side elevational view being a mirror image thereof;
FIG. 27 is an end elevational view of the embodiment of FIG. 25, the opposite end elevational view being a mirror image thereof;

FIG. 28 is a back plan view of the embodiment of FIG. 25, showing the decorative pattern as seen from the back side of the bandage;

FIG. 29 is a plan view of an eighth embodiment of an adhesive bandage with a decorated absorbent pad showing my new design;

FIG. 30 is a side elevational view of the embodiment of FIG. 29, the opposite side elevational view being a mirror image thereof;

FIG. 31 is an end elevational view of the embodiment of FIG. 29, the opposite end elevational view being a mirror image thereof;

FIG. 32 is a back plan view of the embodiment of FIG. 29, showing the decorative pattern as seen from the back side of the bandage;

FIG. 33 is a plan view of a ninth embodiment of an adhesive bandage with a decorated absorbent pad showing my new design;

FIG. 34 is a side elevational view of the embodiment of FIG. 33 the opposite side elevational view being a mirror image thereof;

FIG. 35 is an end elevational view of the embodiment of FIG. 33, the opposite end elevational view being a mirror image thereof;

FIG. 36 is a back plan view of the embodiment of FIG. 33, showing the decorative pattern as seen from the back side of the bandage;

FIG. 37 is a plan view of a tenth embodiment of an adhesive bandage with a decorated absorbent pad showing my new design;

FIG. 38 is a side elevational view of the embodiment of FIG. 37, the opposite side elevational view being a mirror image thereof;

FIG. 39 is an end elevational view of the embodiment of FIG. 37, the opposite end elevational view being a mirror image thereof; and,

FIG. 40 is a back plan view of the embodiment of FIG. 37, showing the decorative pattern as seen from the back side of the bandage.

The dot-dash lines are included for the purpose of illustrating portions of the adhesive bandage backing layer and absorbent pad that form no part of the claimed design.

It will be appreciated that the adhesive backing layer is plain and unornamented in the sense that there are no decorative features on the adhesive backing layer, and that the texture or other visual appearances of the material of the adhesive backing layer is not illustrated and is not considered a part of the claimed invention. Moreover, it will be appreciated that the adhesive backing layer is not explicitly claimed as either opaque or as translucent, and therefore may be either opaque or translucent.

1 Claim, 11 Drawing Sheets

FIG. 1

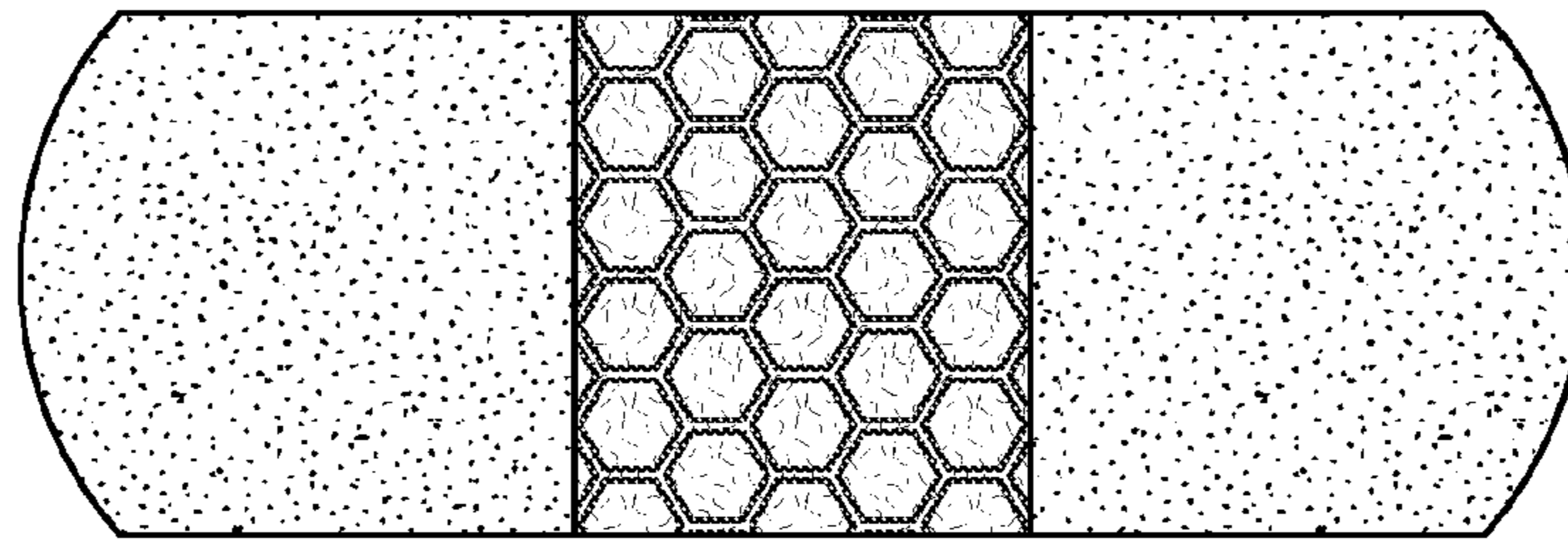


FIG. 2



FIG. 3



FIG. 4

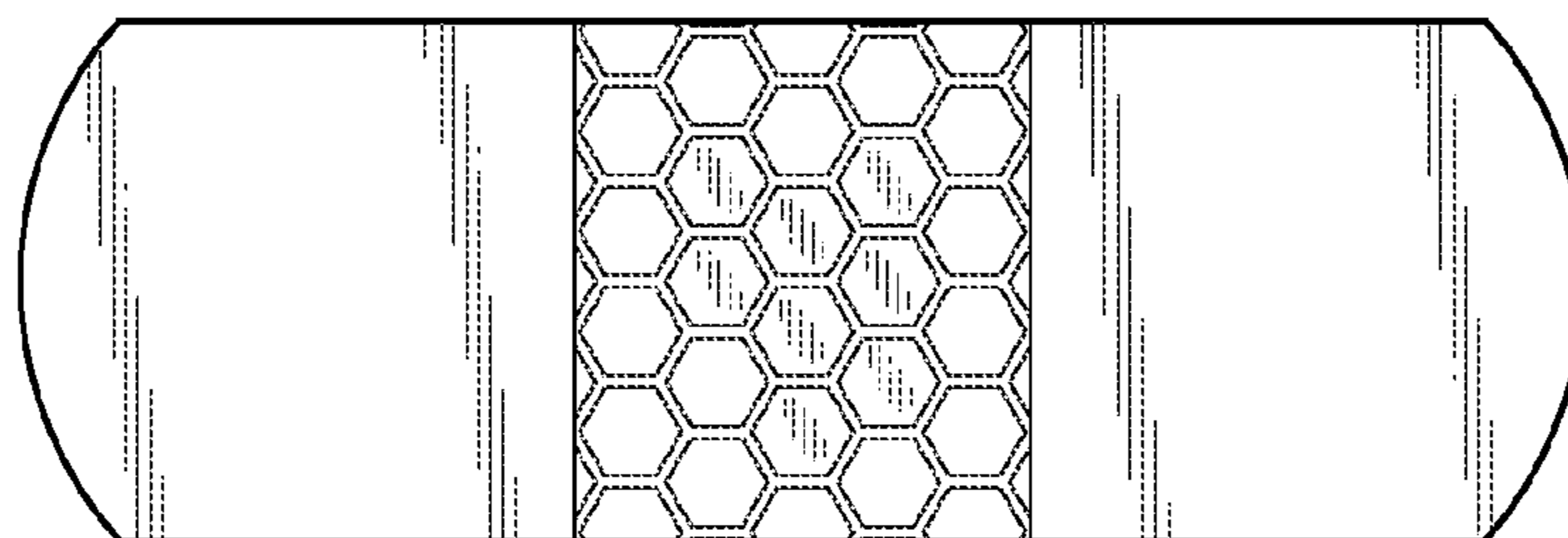


FIG. 5

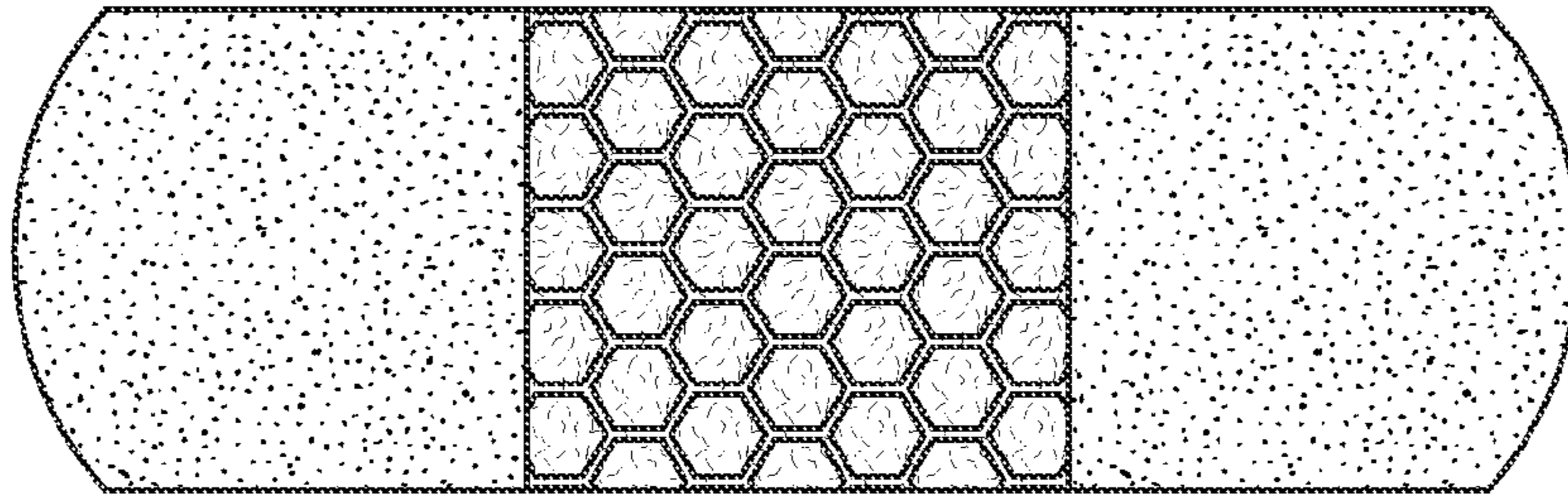


FIG. 6

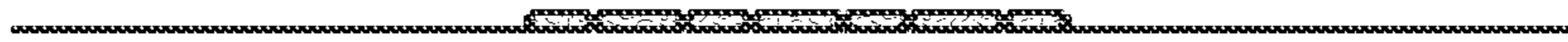


FIG. 7



FIG. 8

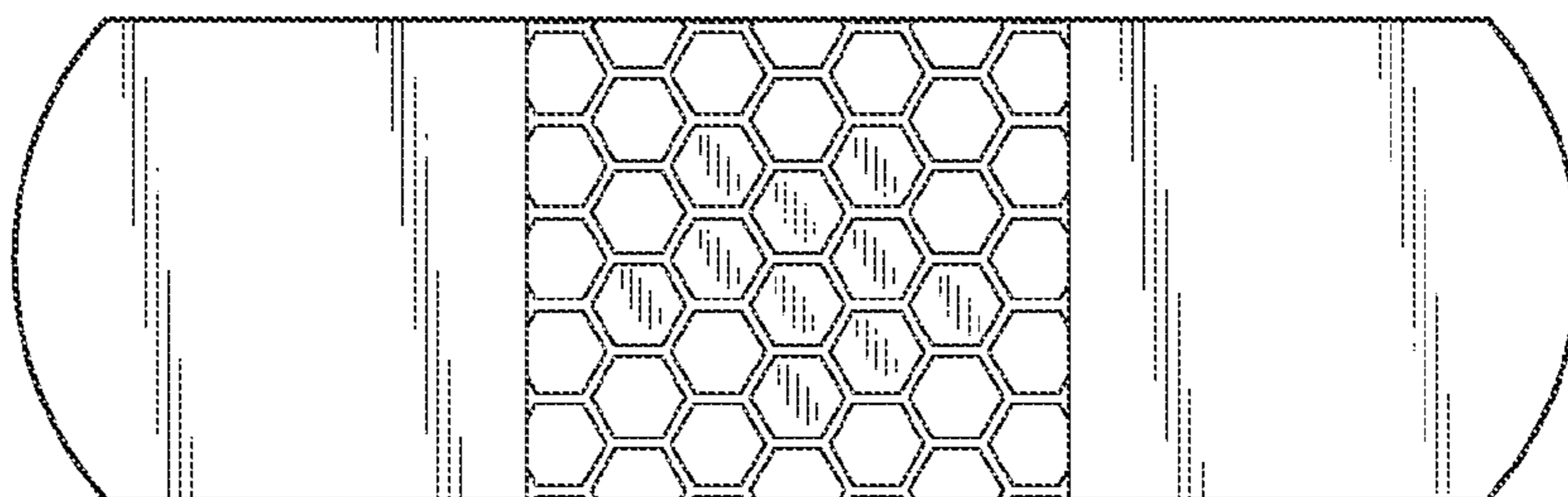


FIG. 9

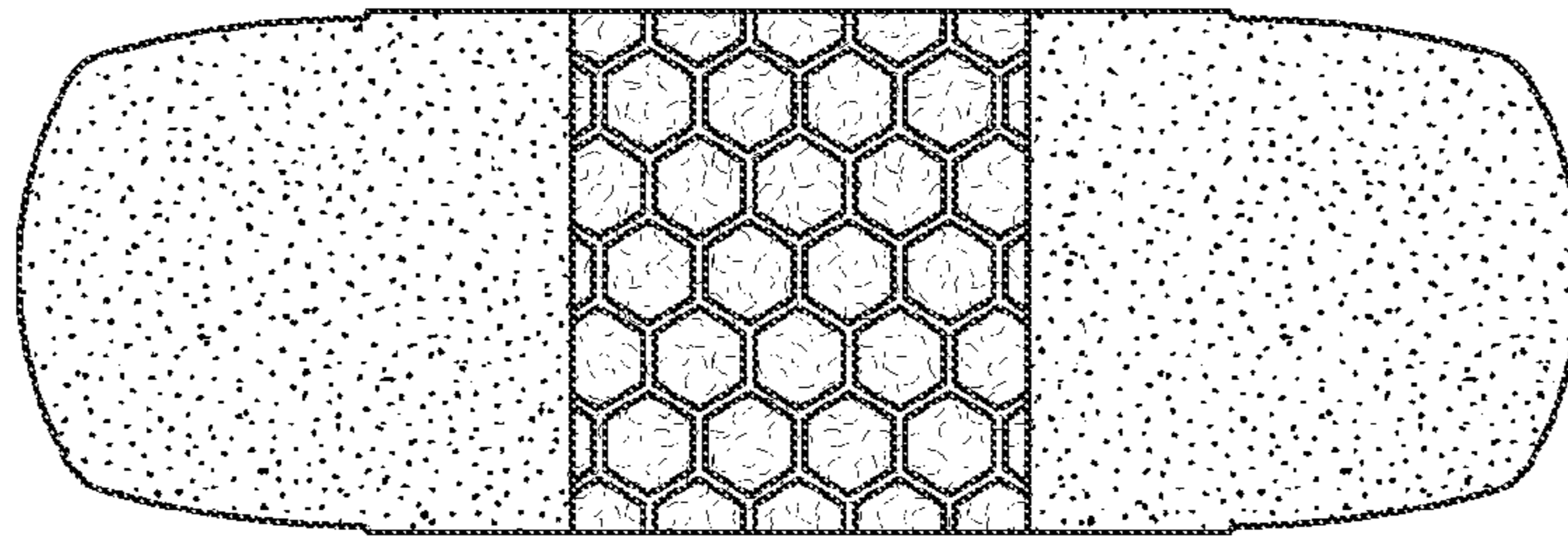


FIG. 10



FIG. 11



FIG. 12

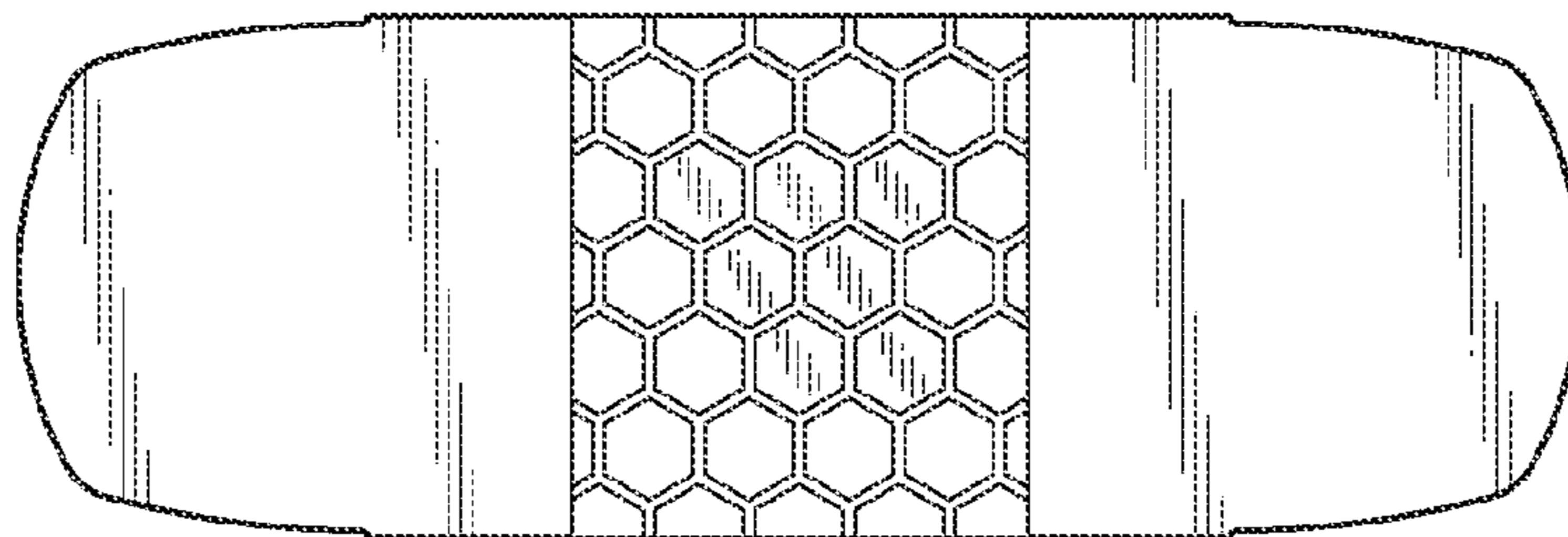


FIG. 13

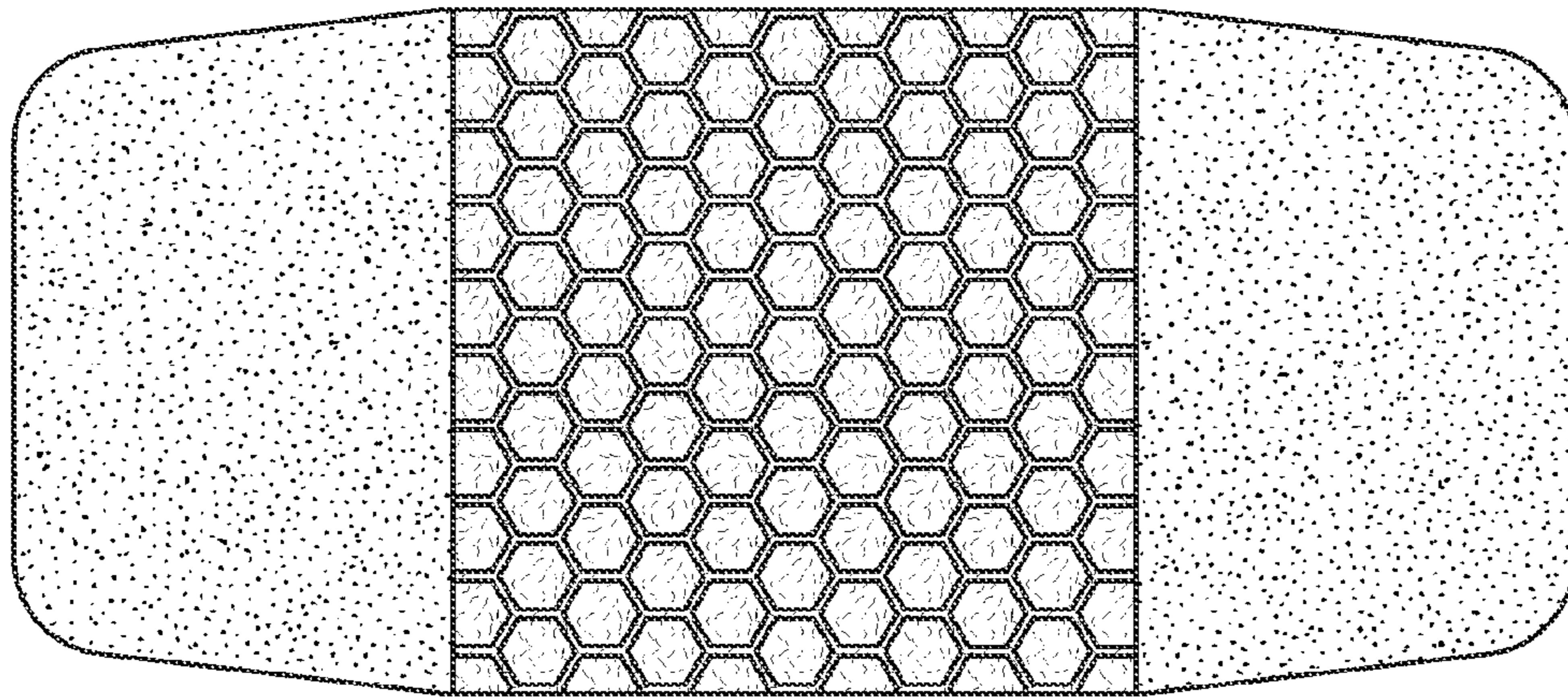


FIG. 14

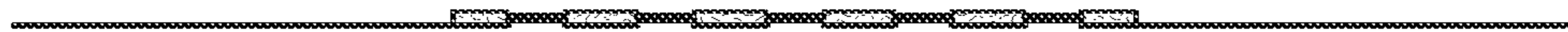


FIG. 15



FIG. 16

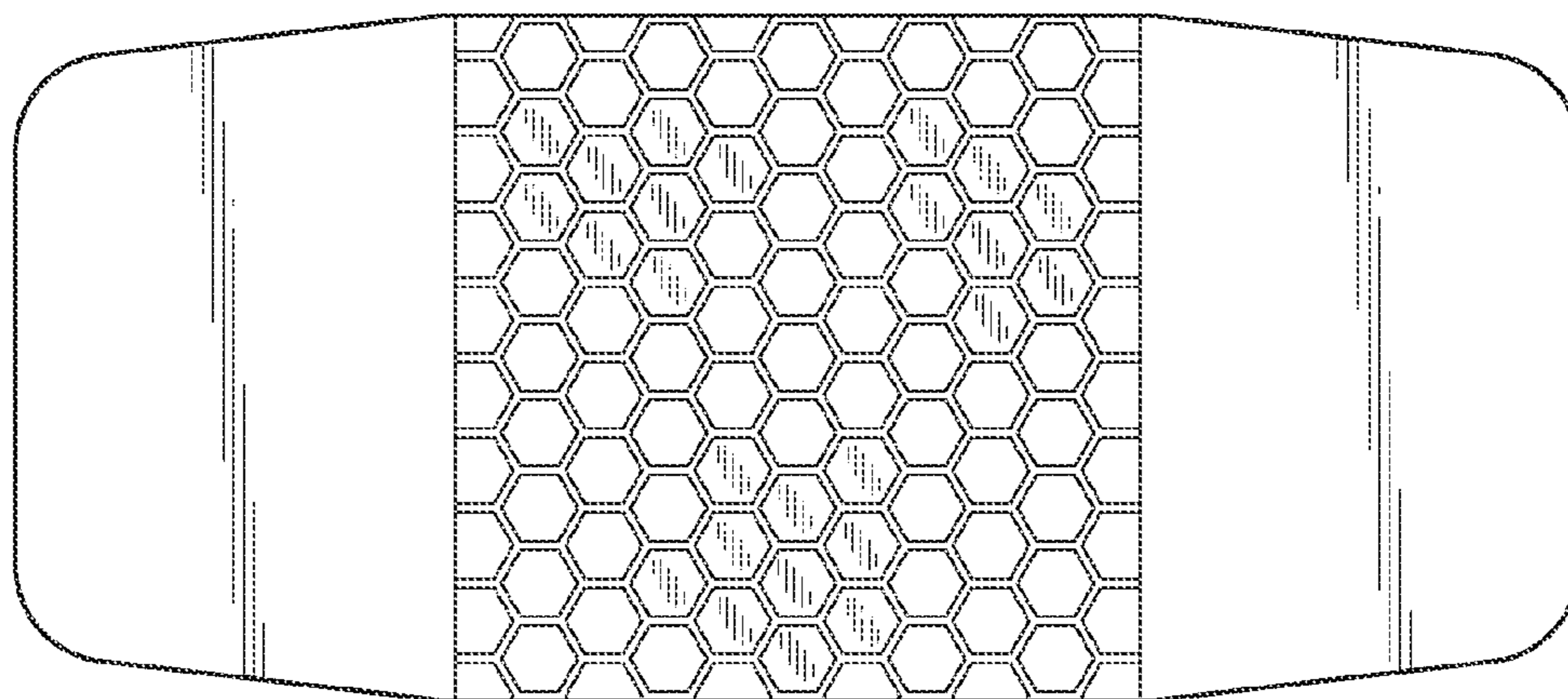


FIG. 17

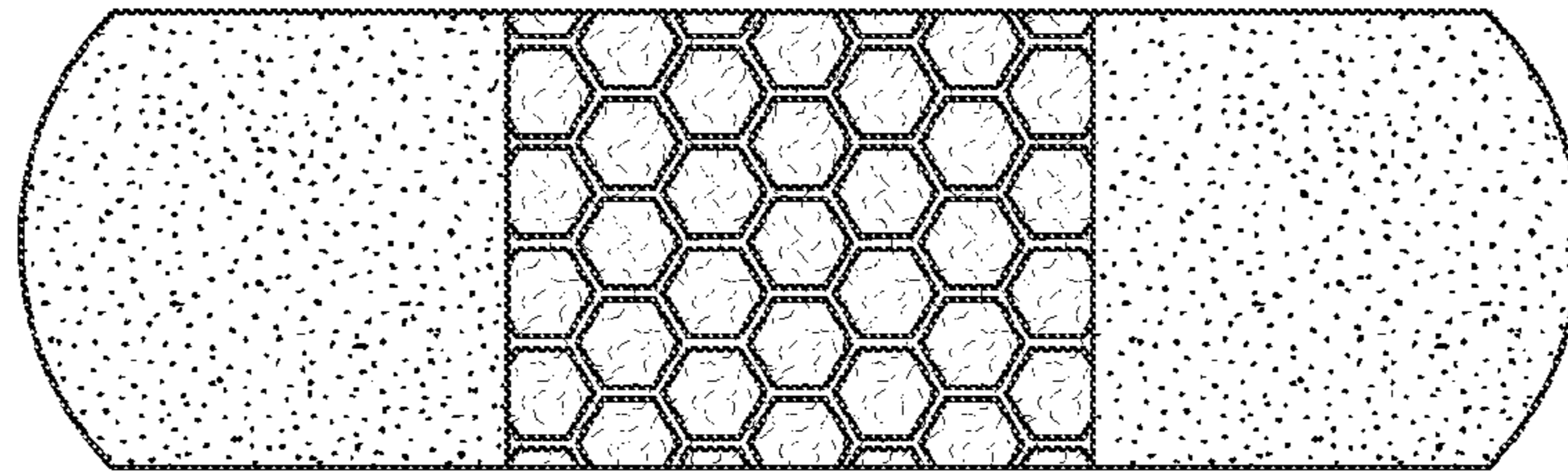


FIG. 18



FIG. 19



FIG. 20

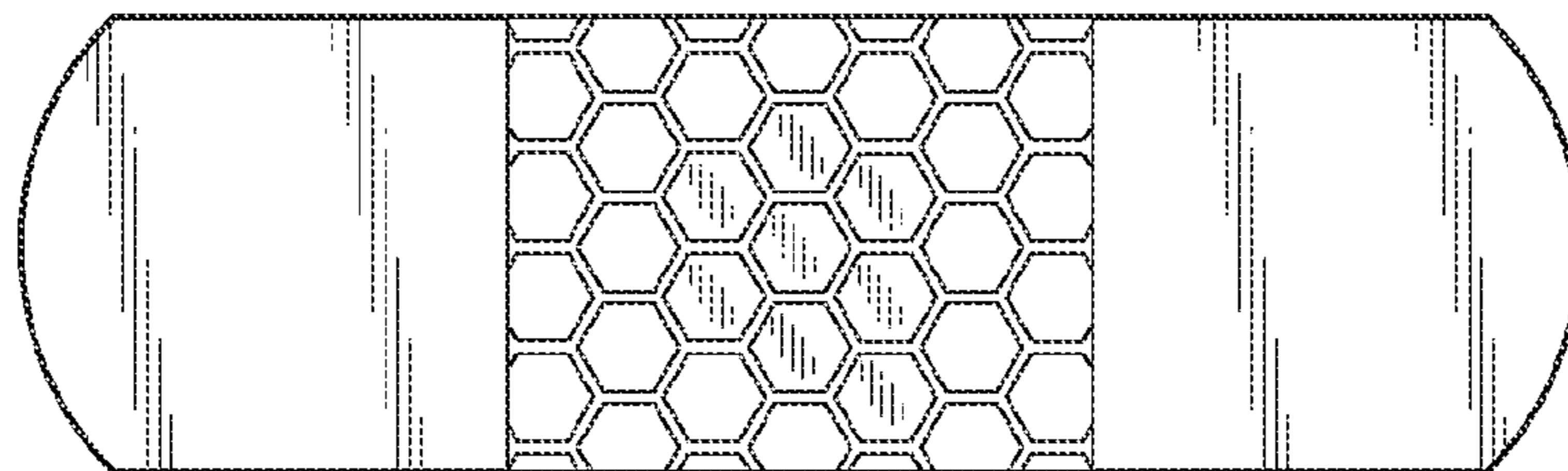


FIG. 21

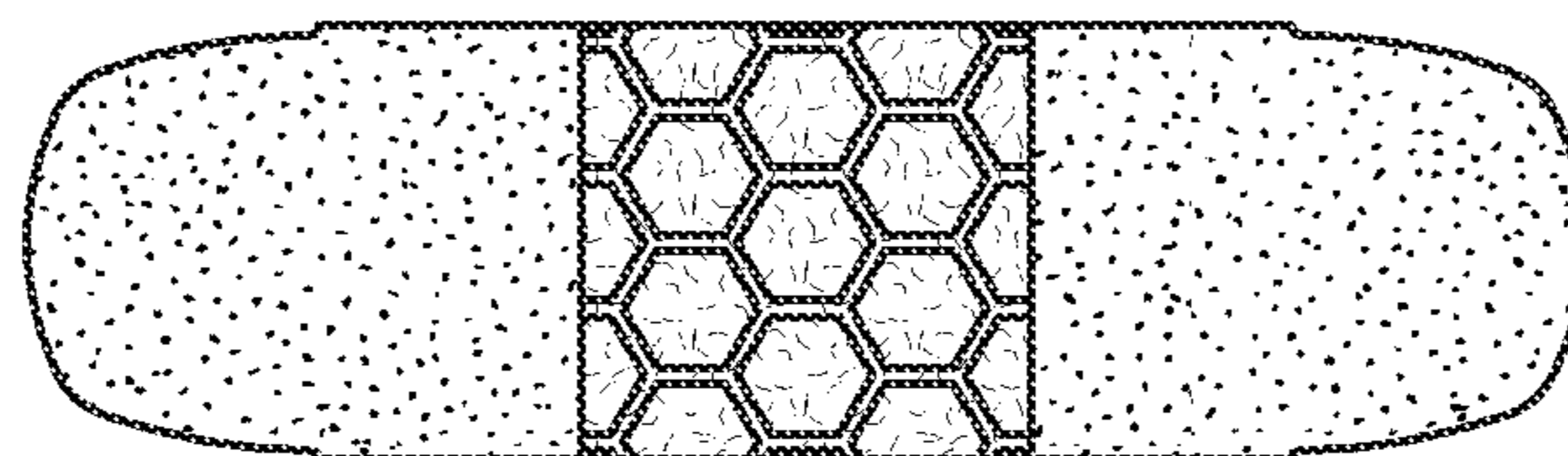


FIG. 22



FIG. 23



FIG. 24

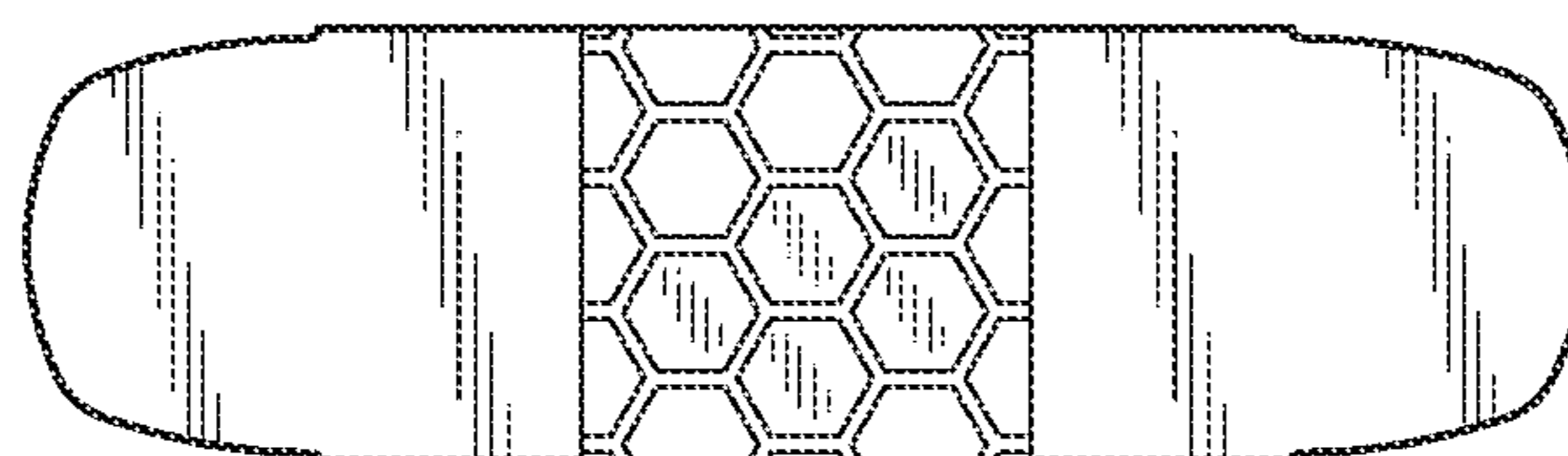


FIG. 25

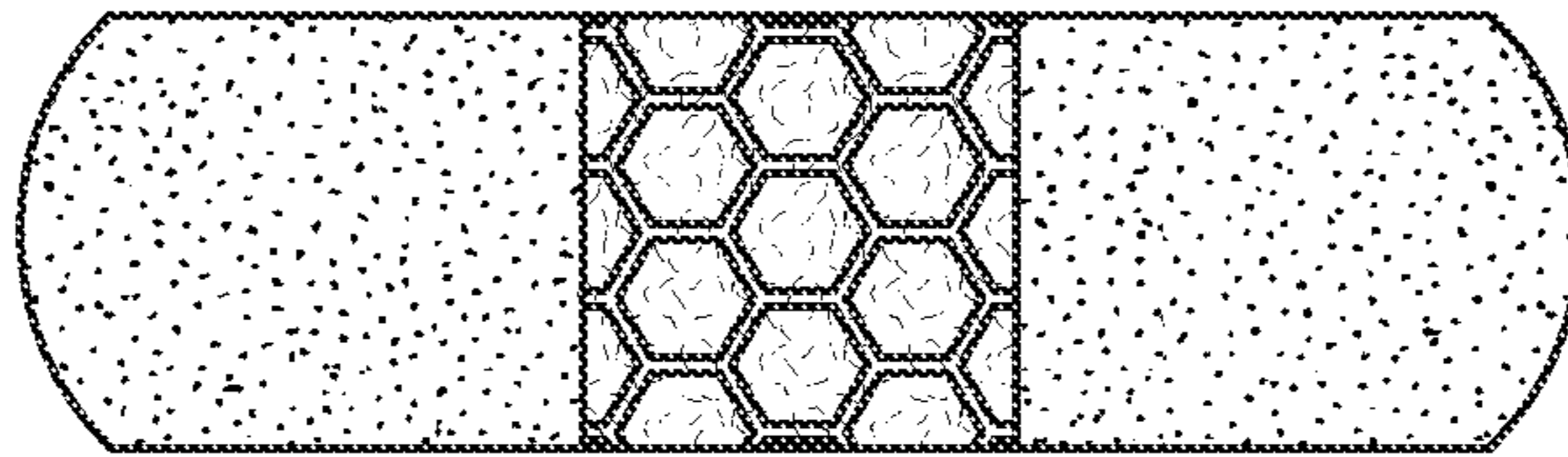


FIG. 26



FIG. 27



FIG. 28

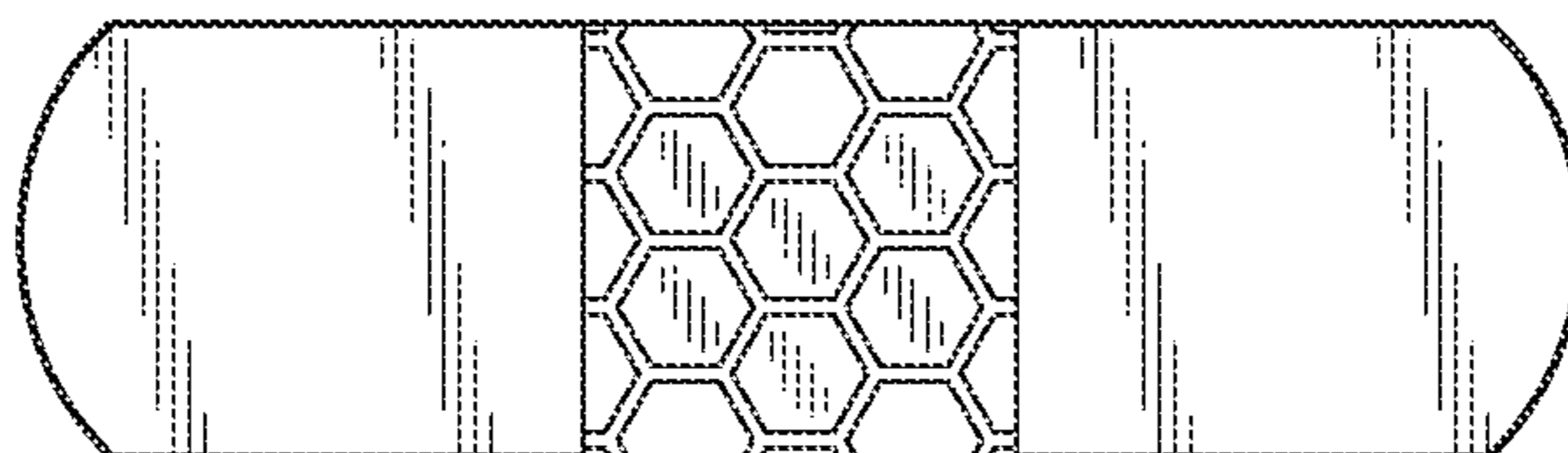


FIG. 29

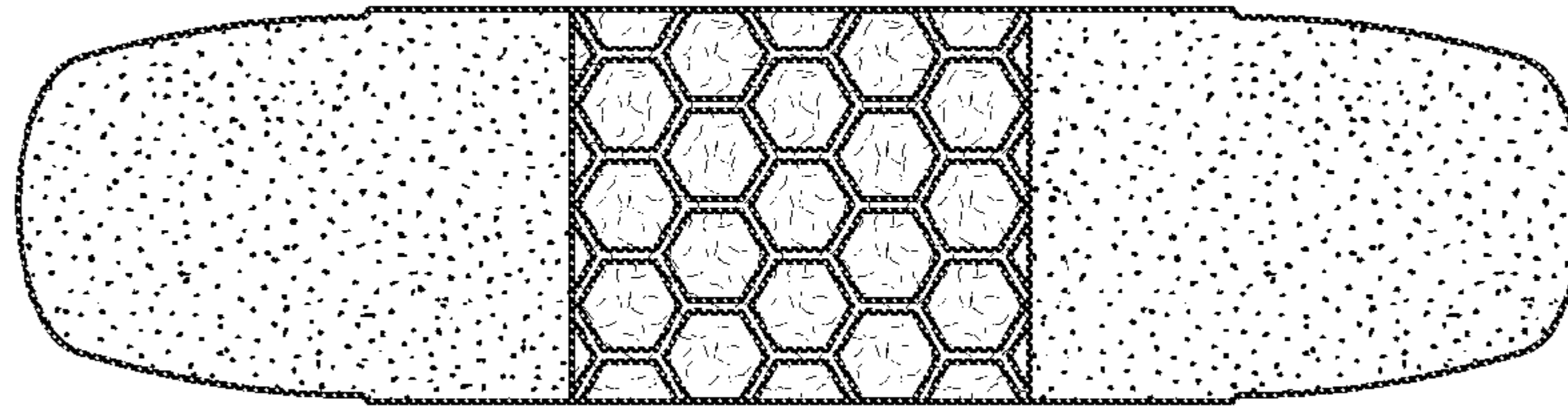


FIG. 30



FIG. 31



FIG. 32

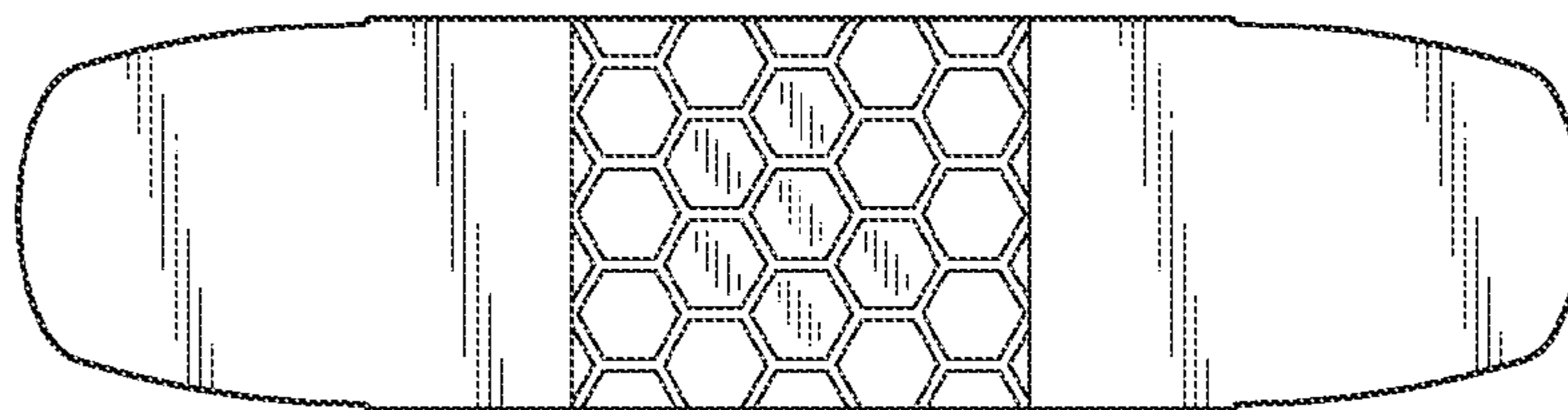


FIG. 33




FIG. 34



FIG. 35



FIG. 36

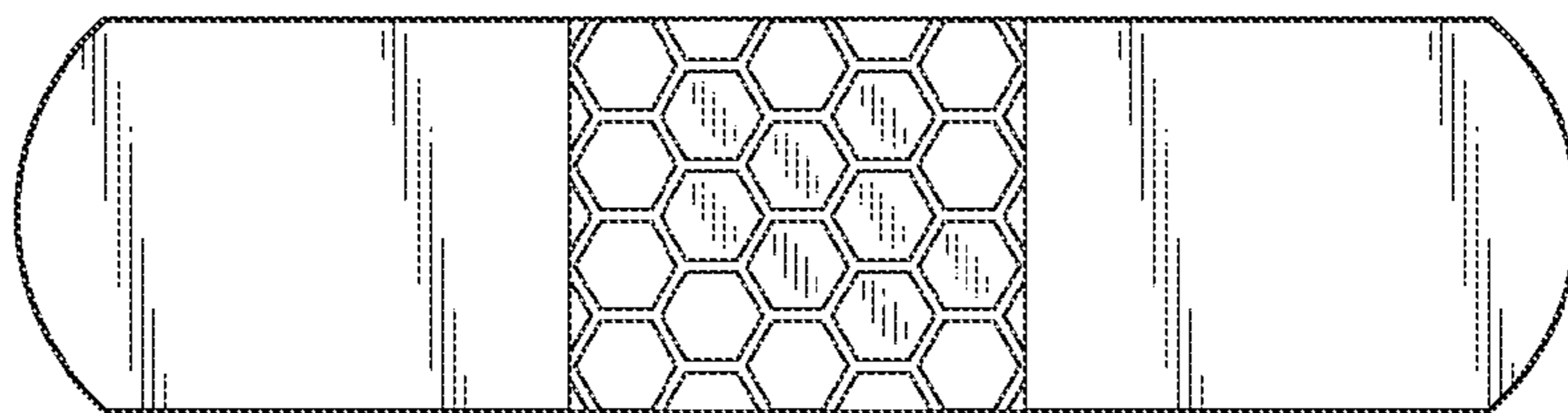


FIG. 37

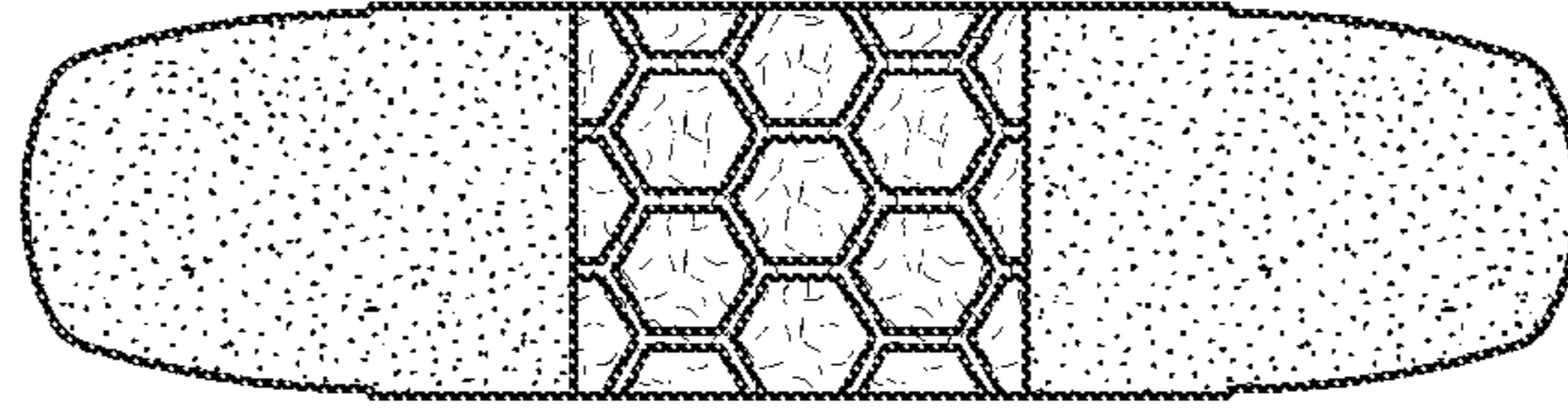


FIG. 38



FIG. 39




FIG. 40

