



US00D708744S

(12) **United States Design Patent**
Morris et al.

(10) **Patent No.:** **US D708,744 S**

(45) **Date of Patent:** **** Jul. 8, 2014**

(54) **DEPLOYMENT HANDLE**

(75) Inventors: **Benjamin E. Morris**, Jeffersonville, IN (US); **Eric E. Bielefeld**, Floyd Knobs, IN (US); **Gregory R. Furnish**, Louisville, KY (US); **Ralph Joseph Thomas**, Champlin, MN (US); **Khoi Le**, Excelsior, MN (US); **Bradley Charles Knippel**, Lino Lakes, MN (US); **Valerie J. Glazier**, Eden Prairie, MN (US)

(73) Assignee: **St. Jude Medical, Cardiology Division, Inc.**, St. Paul, MN (US)

(**) Term: **14 Years**

(21) Appl. No.: **29/425,933**

(22) Filed: **Jun. 28, 2012**

(51) **LOC (10) Cl.** **24-02**

(52) **U.S. Cl.**
USPC **D24/144; D24/133**

(58) **Field of Classification Search**
USPC D24/133, 144, 146; 606/1, 108, 42, 606/191, 194-195, 198, 205, 207-208; 623/1.11, 2.11

See application file for complete search history.

(56) **References Cited**

U.S. PATENT DOCUMENTS

6,860,898	B2 *	3/2005	Stack et al.	623/1.11
6,866,669	B2 *	3/2005	Buzzard et al.	606/108
6,939,352	B2 *	9/2005	Buzzard et al.	606/108
7,381,216	B2 *	6/2008	Buzzard et al.	623/1.11
D598,543	S *	8/2009	Vogel et al.	D24/133
2012/0330407	A1 *	12/2012	Dale et al.	623/2.11

* cited by examiner

Primary Examiner — Wan Laymon

(74) *Attorney, Agent, or Firm* — Lerner, David, Littenberg, Krumholz & Mentlik, LLP

(57) **CLAIM**

The ornamental design for a deployment handle, as shown and described.

DESCRIPTION

FIG. 1 is a top perspective view of a deployment handle showing our new design;
FIG. 2 is a front view thereof;
FIG. 3 is a rear view thereof;
FIG. 4 is a left side view thereof, the right side view being a mirror image of the left side view;
FIG. 5 is a top plan view thereof; and,
FIG. 6 is a bottom plan view thereof.
The broken lines in the drawings are for illustrative purposes only and form no part of the claimed design.

1 Claim, 5 Drawing Sheets

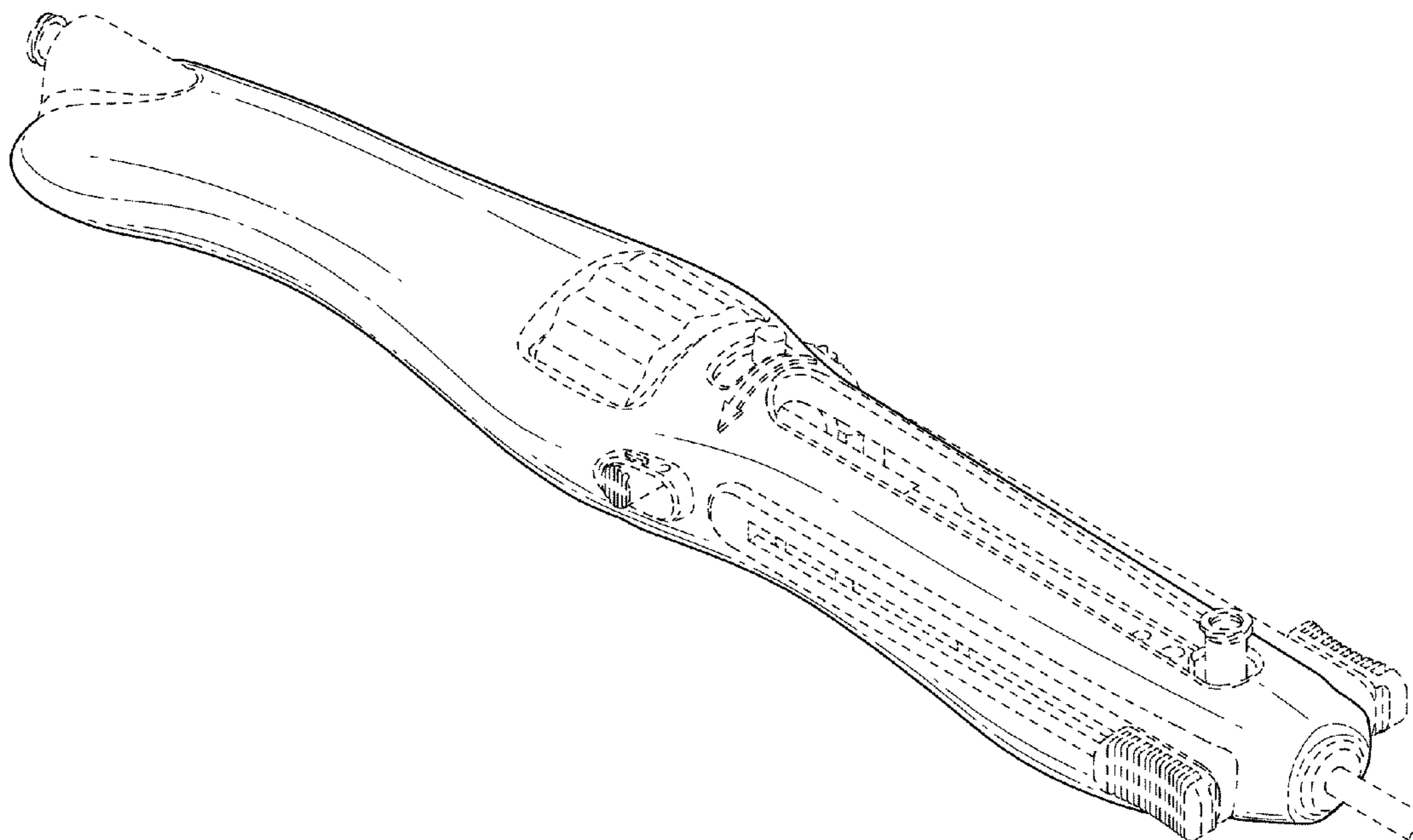


FIG. 1

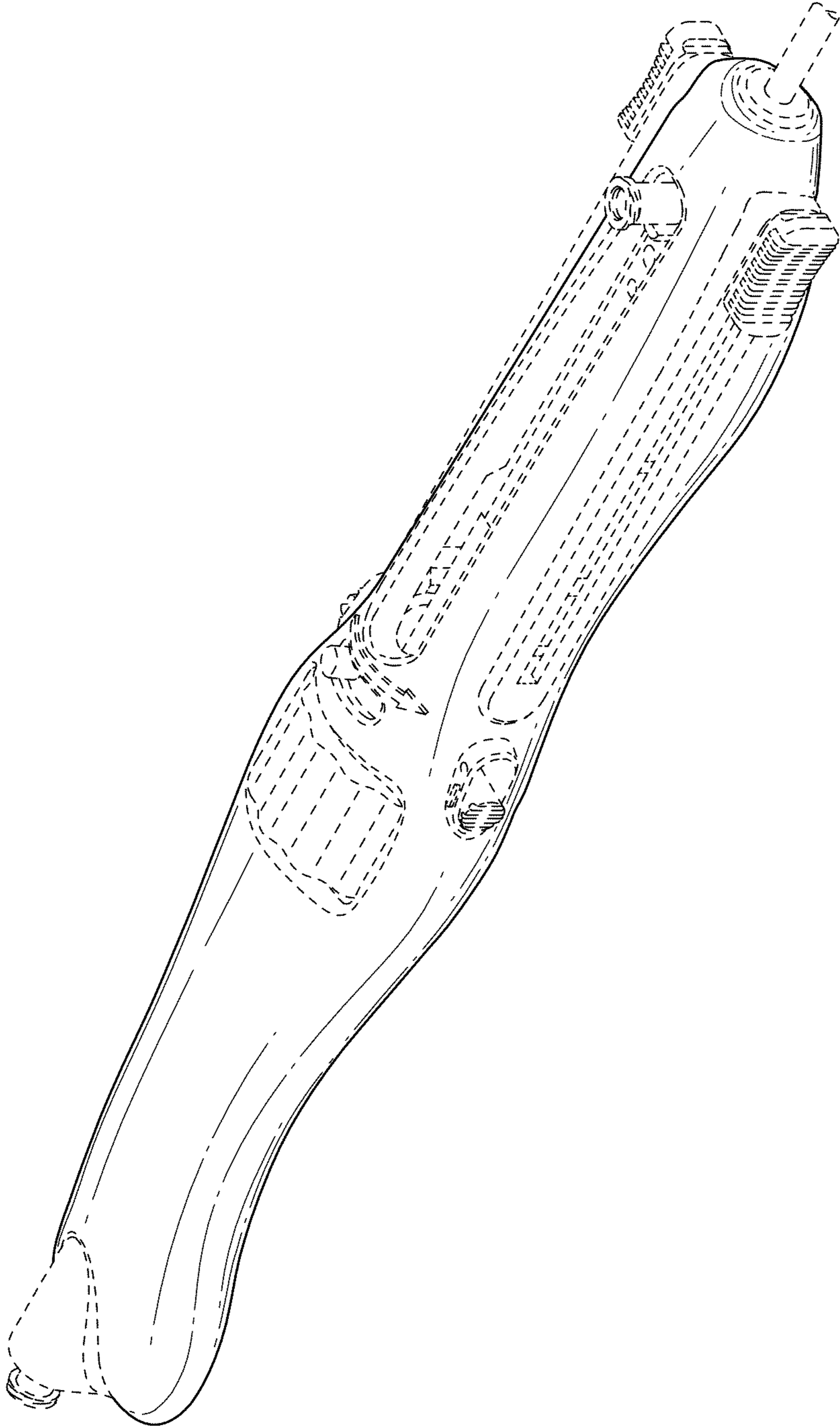


FIG. 2

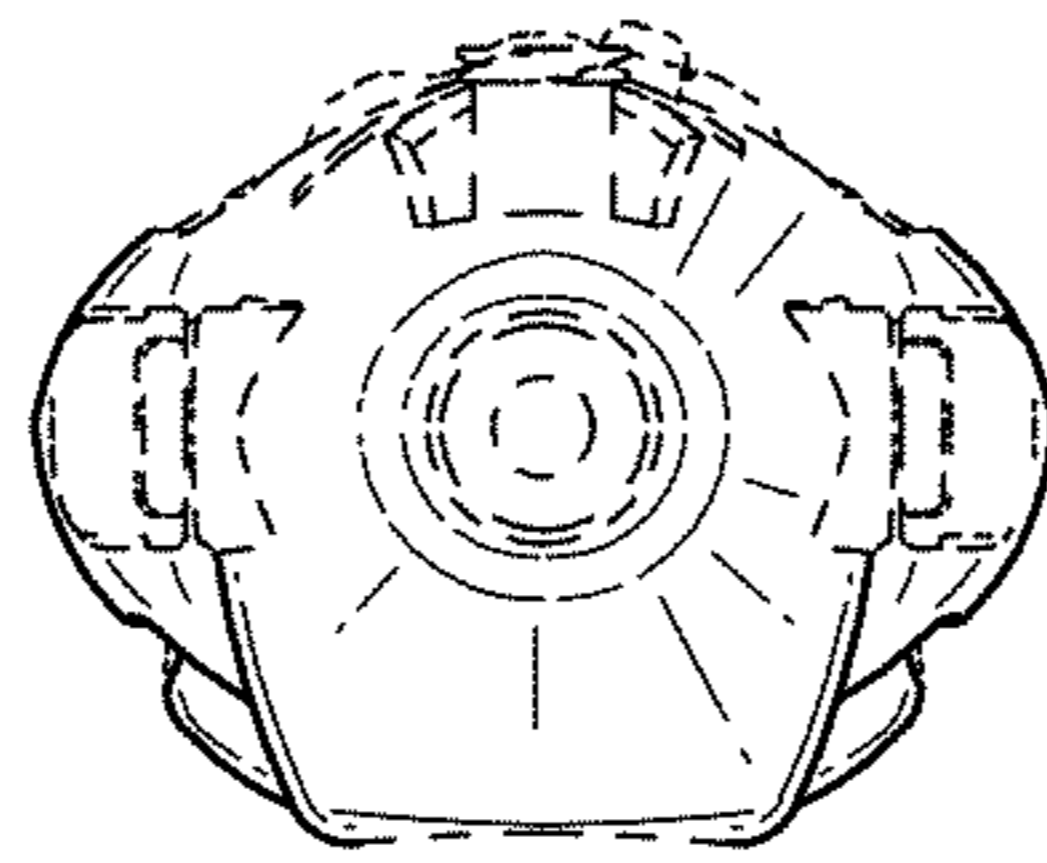


FIG. 3

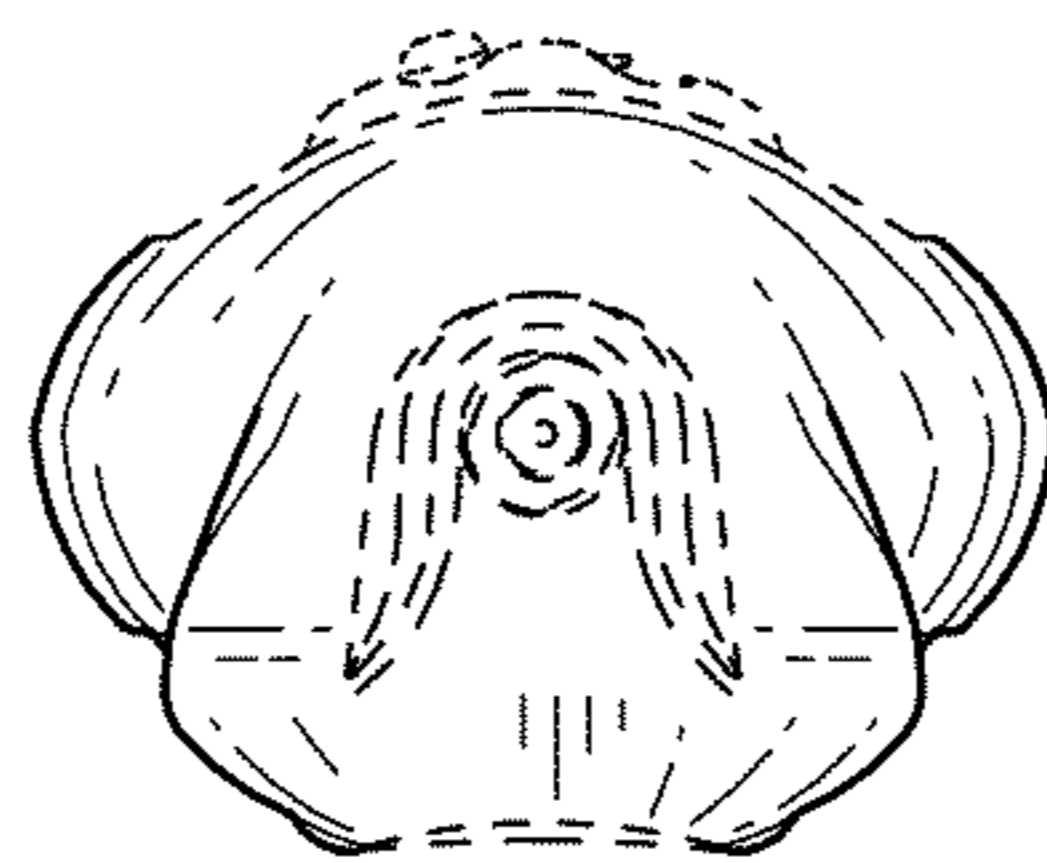


FIG. 4

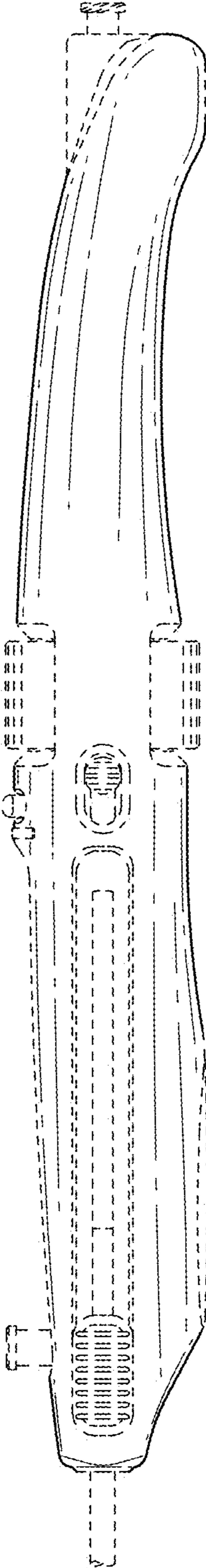


FIG. 5

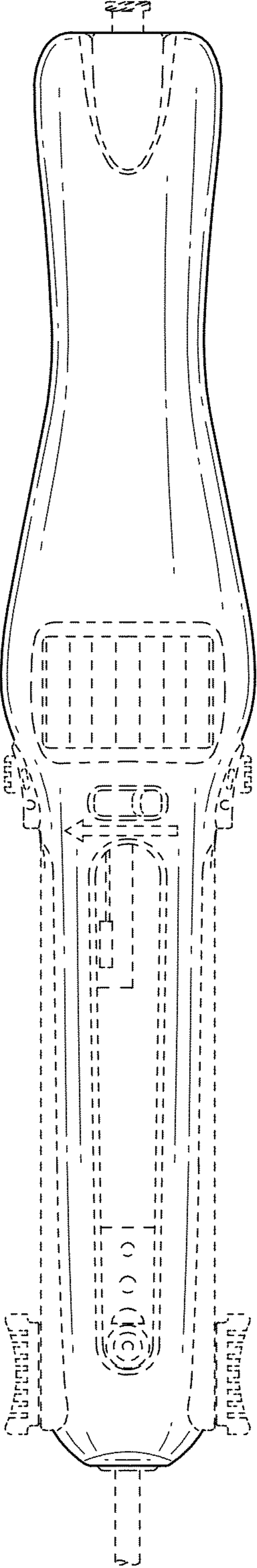


FIG. 6

