



US00D708716S

(12) **United States Design Patent**  
**Ryu et al.**

(10) **Patent No.:** **US D708,716 S**  
(45) **Date of Patent:** **\*\* Jul. 8, 2014**

(54) **FAUCET**

(71) Applicant: **Samsung Electronics Co., Ltd.**,  
Suwon-si (KR)

(72) Inventors: **Jinie Ryu**, Seoul (KR); **Jongchan Kwon**, Yongin-si (KR); **Ji Hyun Moon**, Gwangmyung-si (KR); **YangJic Lee**, Gwanchun-si (KR); **Sangmin Hyun**, Seoul (KR)

(73) Assignee: **Samsung Electronics Co., Ltd.** (KR)

(\*\*) Term: **14 Years**

(21) Appl. No.: **29/464,210**

(22) Filed: **Aug. 14, 2013**

(30) **Foreign Application Priority Data**

Feb. 14, 2013 (KR) ..... 30-2013-0007672

(51) **LOC (10) Cl.** ..... **23-01**

(52) **U.S. Cl.**  
USPC ..... **D23/241**

(58) **Field of Classification Search**  
USPC ..... D23/238–243, 250, 252, 255;  
4/675–678; 137/801

See application file for complete search history.

(56) **References Cited**

U.S. PATENT DOCUMENTS

D292,430 S *	10/1987	Enthoven .....	D23/241
D315,398 S *	3/1991	Strignano .....	D23/241
D509,564 S *	9/2005	Jorgensen et al. ....	D23/238
D529,583 S *	10/2006	Zetsche .....	D23/238
D634,402 S *	3/2011	Zetsche et al. ....	D23/238

\* cited by examiner

*Primary Examiner* — Robert Delehanty

(74) *Attorney, Agent, or Firm* — Cantor Colburn LLP

(57) **CLAIM**

We claim, the ornamental design for a faucet, as shown and described.

**DESCRIPTION**

FIG. 1 is the front perspective view of a faucet showing our new design;

FIG. 2 is the front elevation view thereof;

FIG. 3 is the rear elevation view thereof;

FIG. 4 is the left-side elevation view thereof;

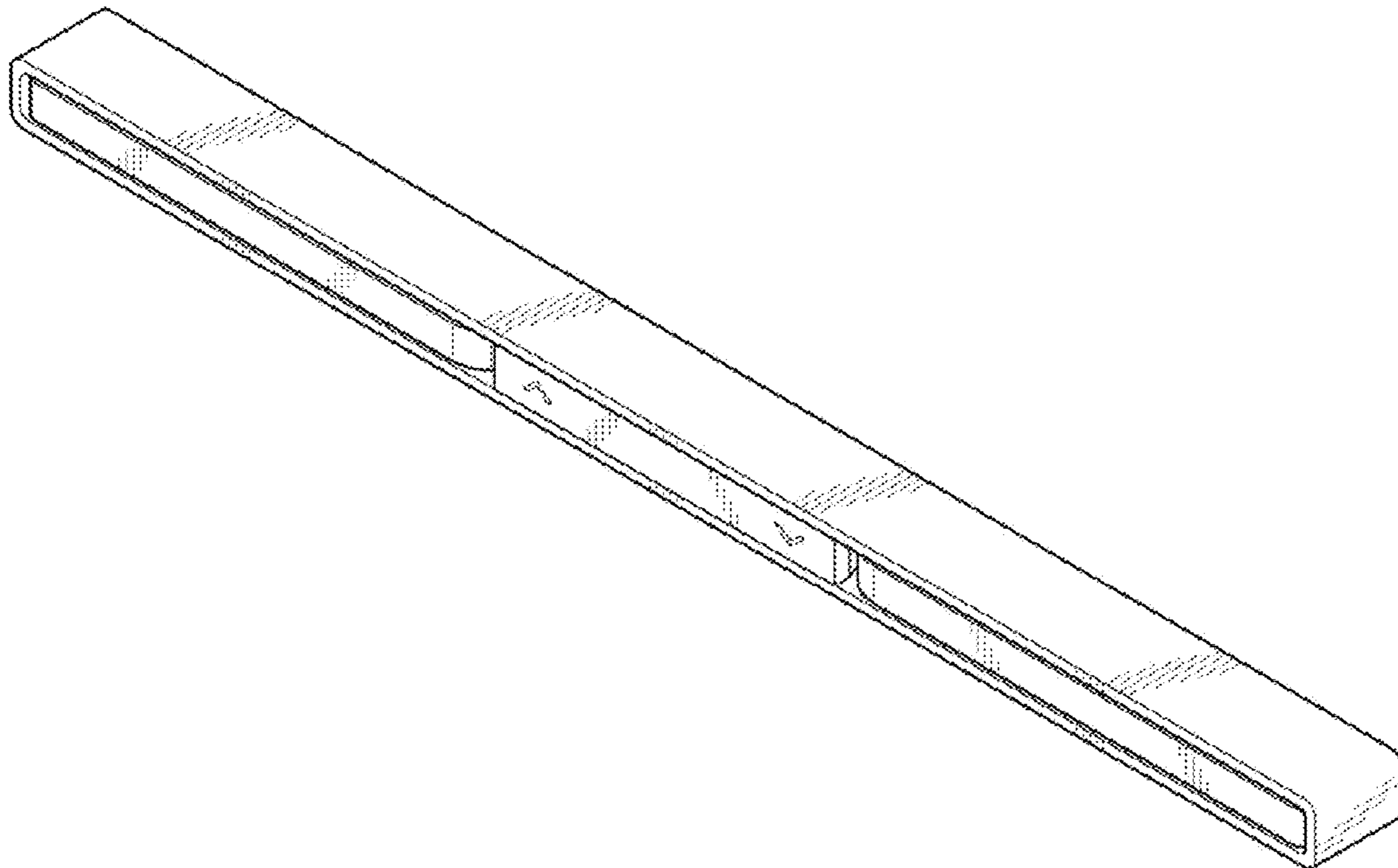
FIG. 5 is the right-side elevation view thereof;

FIG. 6 is the top-side plan view thereof;

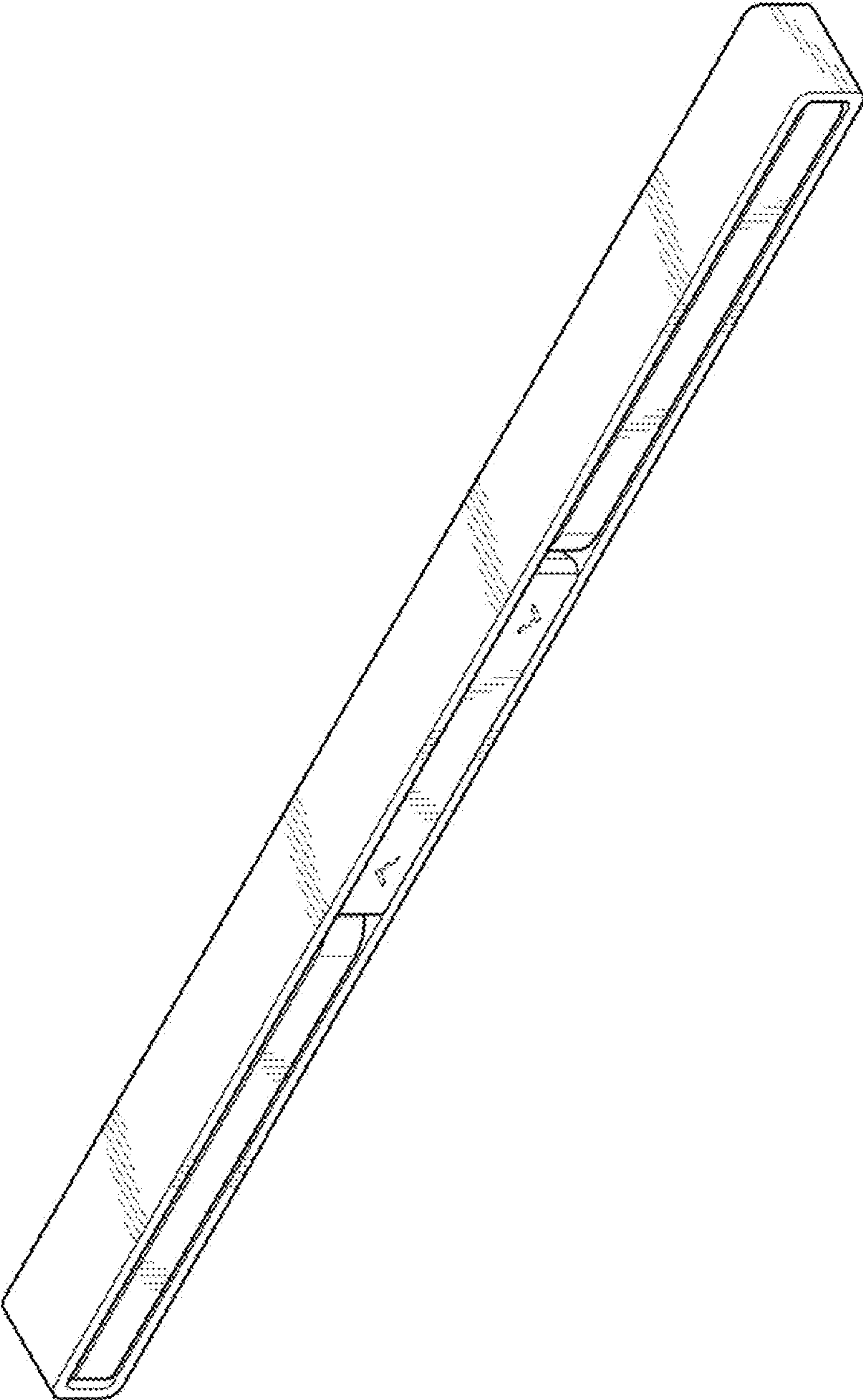
FIG. 7 is the bottom-side plan view thereof; and,

FIG. 8 is a top plan view showing the faucet in an alternate position of use.

**1 Claim, 5 Drawing Sheets**




**FIG. 1**




**FIG. 2**




**FIG. 3**




**FIG. 4**



**FIG. 5**



**FIG. 6**



**FIG. 7**




FIG. 8

