



US00D708706S

(12) **United States Design Patent**
Pridham et al.

(10) **Patent No.:** **US D708,706 S**
(45) **Date of Patent:** **** Jul. 8, 2014**

(54) **ROTATIONAL VALVE ASSEMBLY**
(75) Inventors: **Malcolm Pridham**, Plympton (AU);
Geoff Puckett, Plympton (AU)
(73) Assignee: **Philmac Pty Ltd**, Plympton, SA (AU)
(**) Term: **14 Years**
(21) Appl. No.: **29/425,484**
(22) Filed: **Jun. 22, 2012**

(30) **Foreign Application Priority Data**
Dec. 22, 2011 (AU) 201115914
(51) **LOC (10) Cl.** **23-01**
(52) **U.S. Cl.**
USPC **D23/233**
(58) **Field of Classification Search**
USPC D23/233-237, 244-249; 137/541, 542,
137/516.29, 636.3, 636.2, 625.4; 251/324,
251/318
See application file for complete search history.

(56) **References Cited**
U.S. PATENT DOCUMENTS
D191,425 S * 9/1961 Popp D23/245
D229,414 S * 11/1973 Luckenbill et al. D23/245

D370,963 S * 6/1996 Daansen D23/235
D435,635 S * 12/2000 Taneya D23/233
D463,537 S * 9/2002 Koza et al. D23/262
D468,806 S * 1/2003 Ripkey D23/233
D483,096 S * 12/2003 Gotoh et al. D23/262
D499,464 S * 12/2004 Caine D23/236
D500,840 S * 1/2005 Kim D23/236
D585,522 S * 1/2009 Geideman et al. D23/233
D633,179 S * 2/2011 Geideman et al. D23/233
D638,915 S * 5/2011 Cardno et al. D23/233
8,356,587 B2 * 1/2013 Wade 123/574

* cited by examiner

Primary Examiner — Cynthia Ramirez

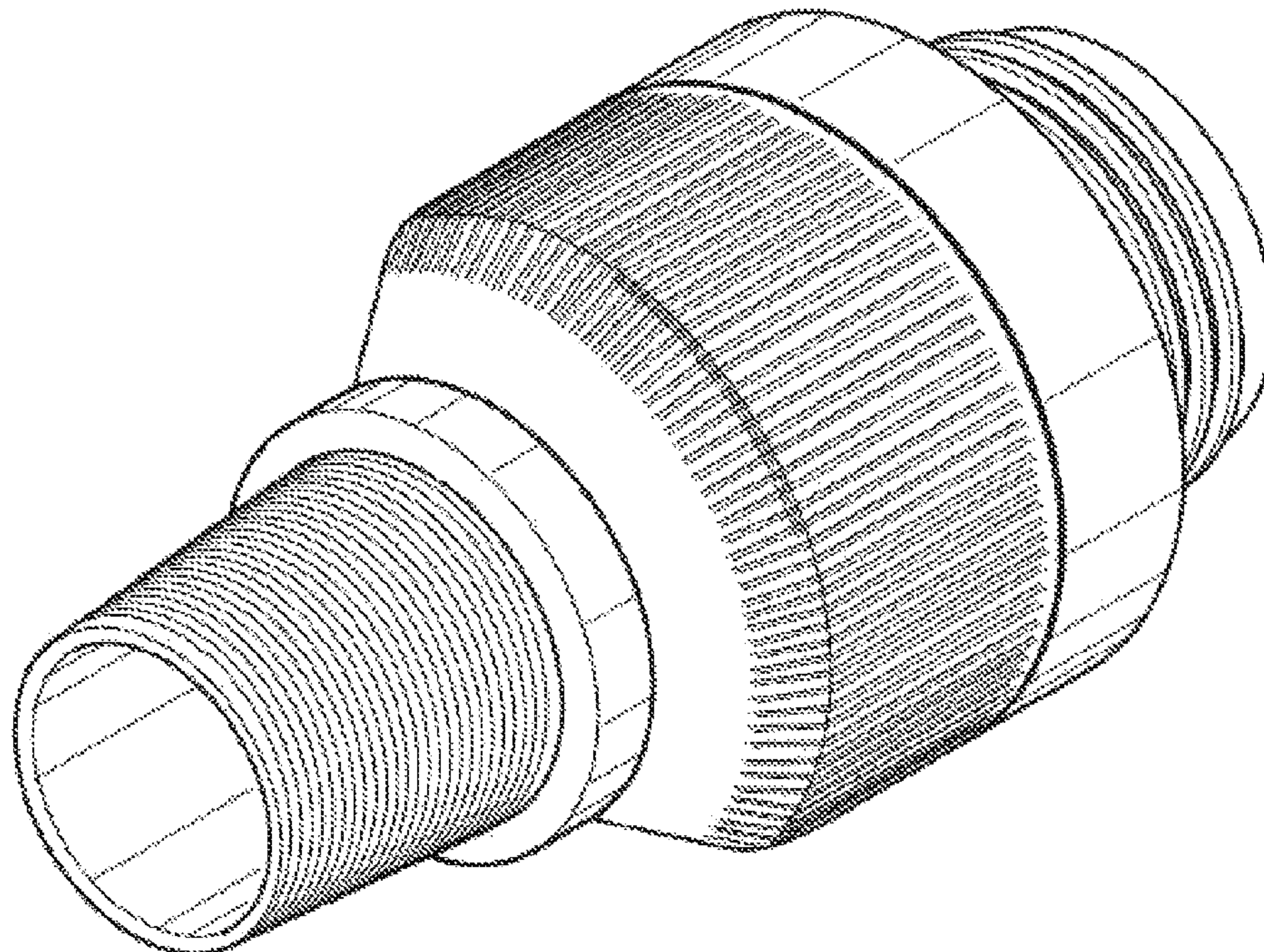
(74) *Attorney, Agent, or Firm* — W. Kevin Ransom; Moore & Van Allen PLLC

(57) **CLAIM**
The ornamental design for a rotational valve assembly, as shown and described.

DESCRIPTION

FIG. 1 is a perspective view of a rotational valve assembly according to the present invention;
FIG. 2 is a side view of the rotational valve assembly of FIG. 1;
FIG. 3 is a front view of the rotational valve assembly of FIG. 1; and,
FIG. 4 is a back view of the rotational valve assembly of FIG. 1.

1 Claim, 2 Drawing Sheets



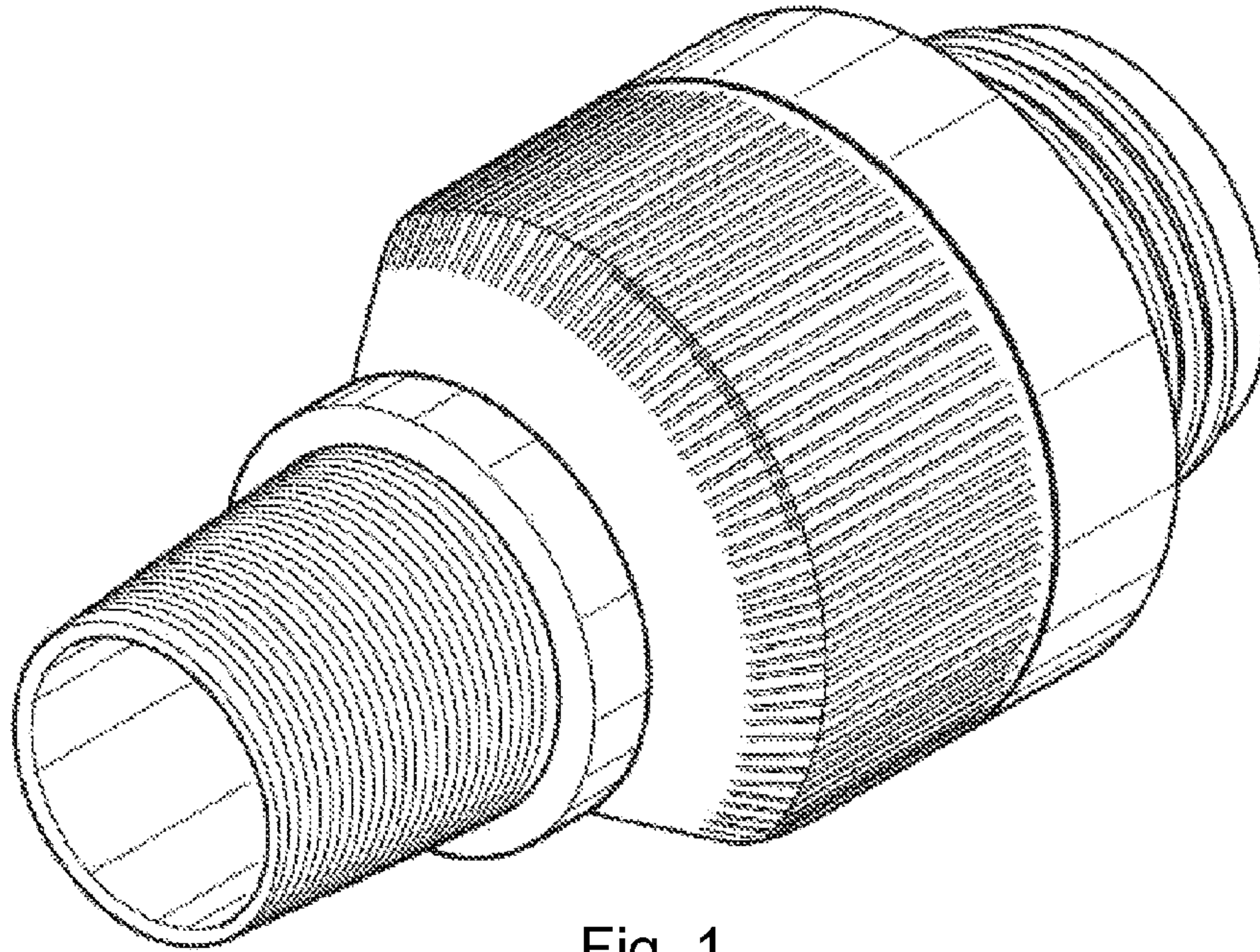


Fig. 1

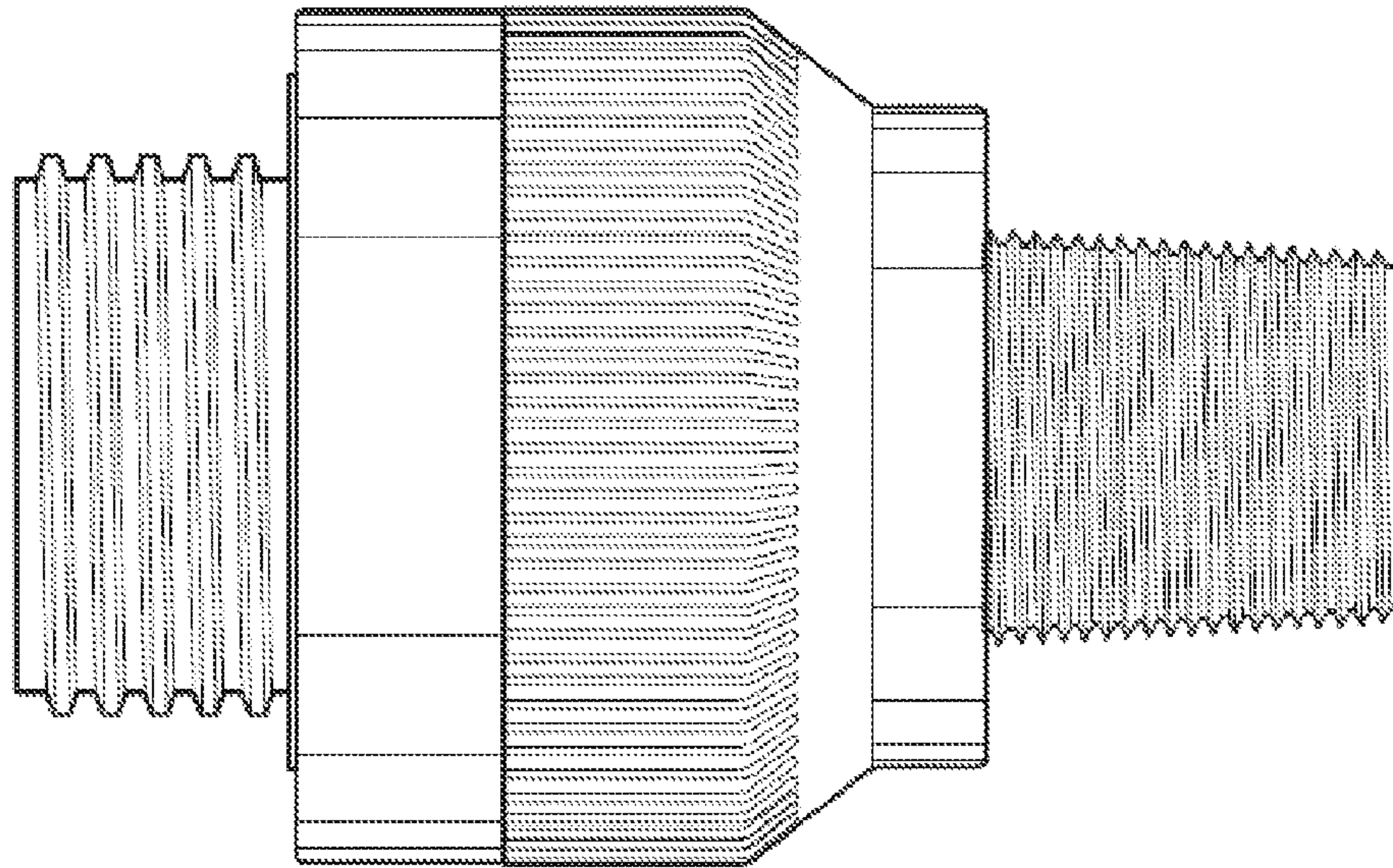


Fig. 2

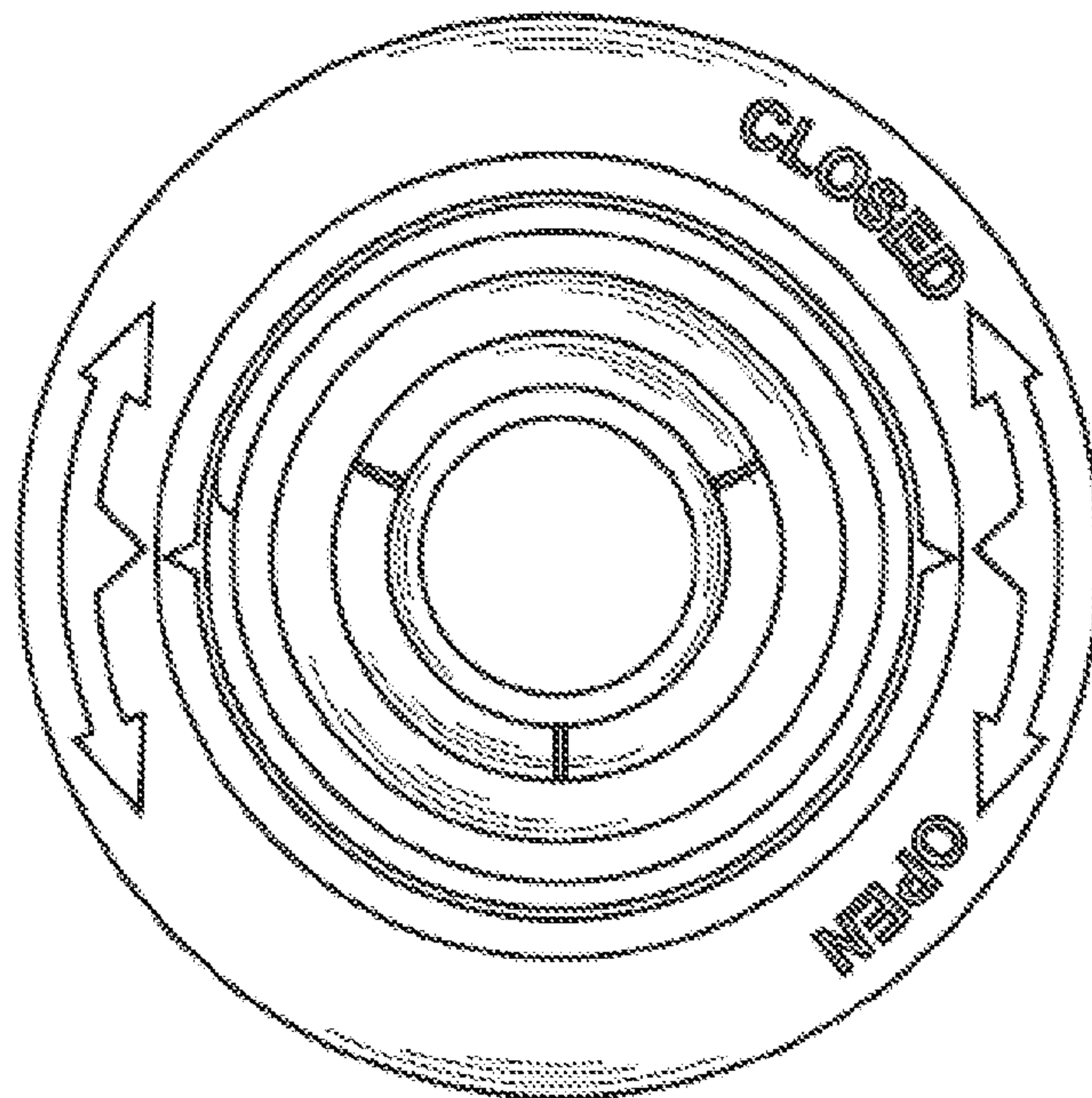


Fig. 3

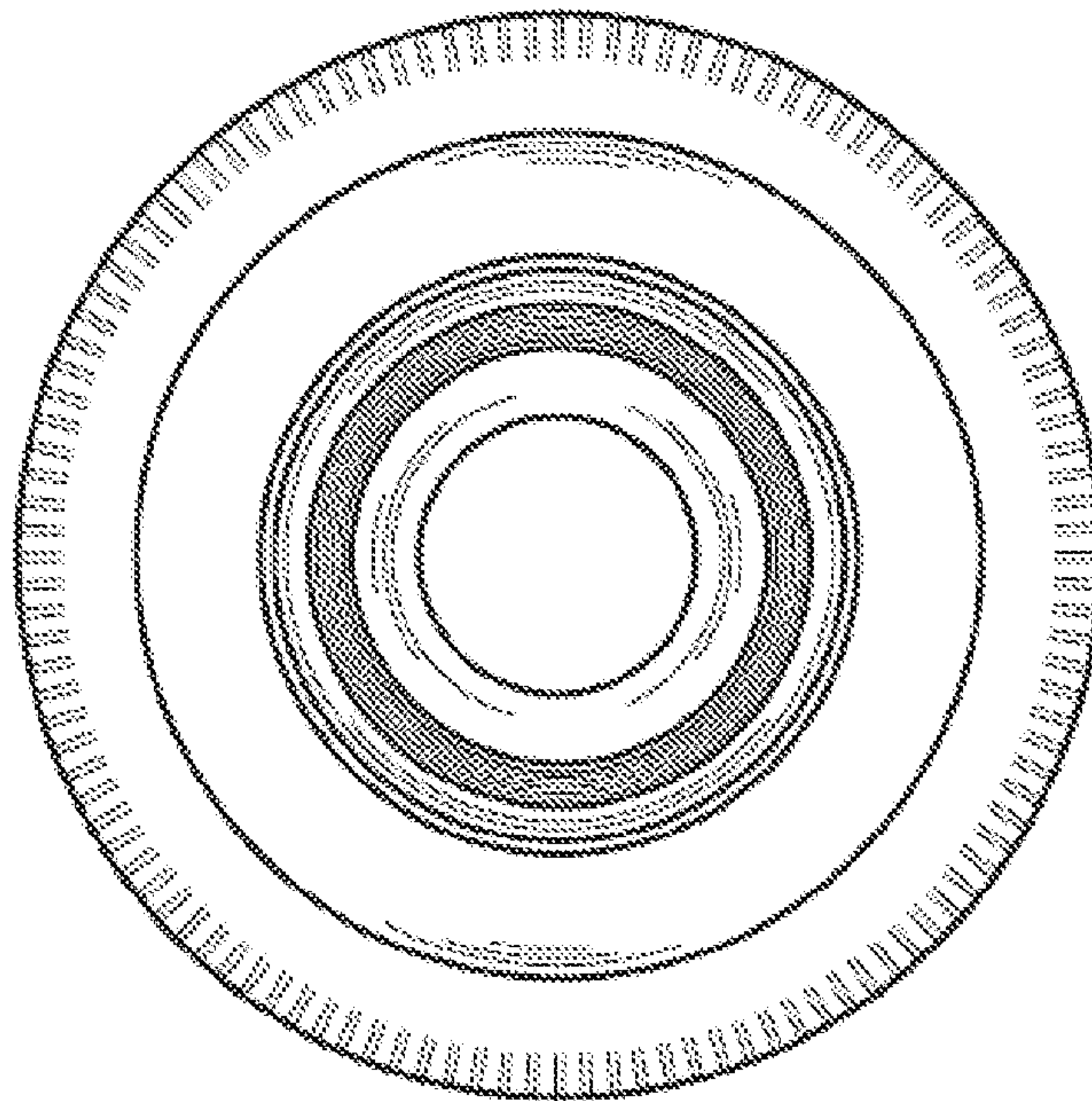


Fig. 4