



US00D708675S

(12) **United States Design Patent**  
**Delrue et al.**

(10) **Patent No.:** **US D708,675 S**  
(45) **Date of Patent:** **\*\* Jul. 8, 2014**

(54) **WHEEL**  
(71) Applicants: **Valentin Delrue**, Sainghin en Melantois (FR); **Sébastien Moreau**, Lille (FR)  
(72) Inventors: **Valentin Delrue**, Sainghin en Melantois (FR); **Sébastien Moreau**, Lille (FR)  
(73) Assignee: **Bigben Interactive SA**, Lesquin (FR)  
(\*\*) Term: **14 Years**  
(21) Appl. No.: **29/458,433**  
(22) Filed: **Jun. 19, 2013**

(30) **Foreign Application Priority Data**  
Dec. 20, 2012 (EM) ..... 002157289-0002  
(51) **LOC (10) Cl.** ..... **21-01**  
(52) **U.S. Cl.**  
USPC ..... **D21/333**  
(58) **Field of Classification Search**  
USPC ..... D21/324, 328, 333, 385, 477, 566;  
D14/399-402, 412, 414, 416, 432;  
273/148 B, 449, 441, 442; 463/1,  
463/29-35, 46, 47; 345/156, 161; 434/45,  
434/46  
See application file for complete search history.

(56) **References Cited**  
**U.S. PATENT DOCUMENTS**  
5,989,123 A \* 11/1999 Tosaki et al. .... 463/37  
6,159,099 A \* 12/2000 Chen ..... 463/37  
D441,026 S \* 4/2001 Niiyama ..... D20/10

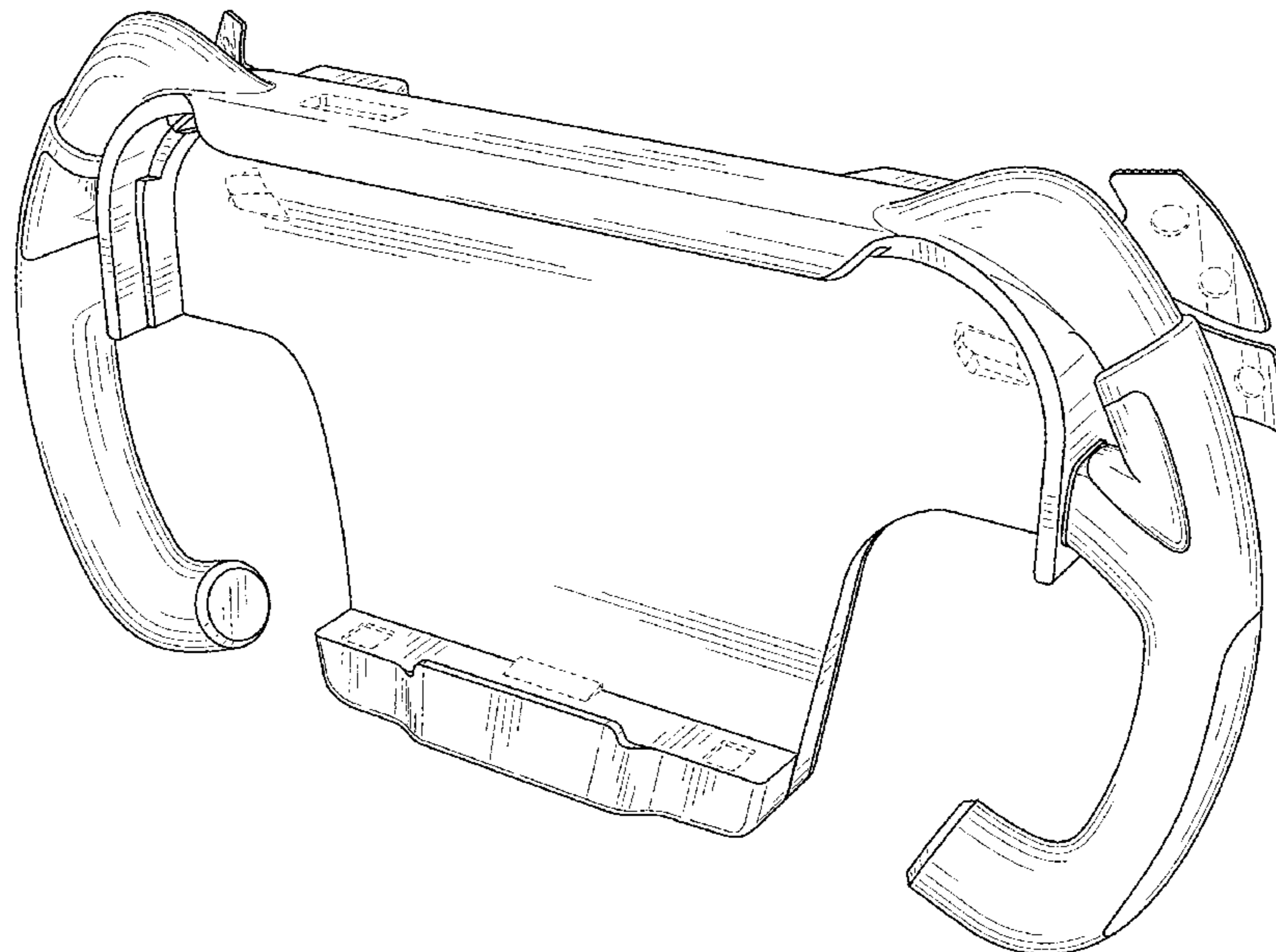
6,279,906 B1 \* 8/2001 Sanderson et al. .... 273/148 B  
6,544,124 B2 \* 4/2003 Ireland et al. .... 463/37  
6,976,677 B1 \* 12/2005 McVicar ..... 273/148 B  
7,316,618 B2 \* 1/2008 Hsu ..... 463/37  
D615,131 S \* 5/2010 Biheller ..... D21/333  
D639,865 S \* 6/2011 Sogabe et al. .... D21/333  
D641,797 S \* 7/2011 Chen ..... D21/333  
D666,250 S \* 8/2012 Fulghum et al. .... D21/333  
D695,839 S \* 12/2013 Lin ..... D21/333

\* cited by examiner  
*Primary Examiner* — Prabhakar Deshmukh  
(74) *Attorney, Agent, or Firm* — Fross Zelnick Lehrman & Zissu, P.C.; Charles T. J. Weigell, Esq.

(57) **CLAIM**  
The ornamental design for a wheel, as shown and described.

**DESCRIPTION**  
FIG. 1 is a front perspective view of a wheel showing our new design;  
FIG. 2 is a front view of the wheel shown in FIG. 1;  
FIG. 3 is a rear view of the wheel shown in FIG. 1;  
FIG. 4 is a left side view of the wheel shown in FIG. 1;  
FIG. 5 is a right side view of the wheel shown in FIG. 1;  
FIG. 6 is a top view of the wheel shown in FIG. 1;  
FIG. 7 is a bottom view of the wheel shown in FIG. 1; and,  
FIG. 8 is a front perspective view of the wheel shown in FIG. 1, shown in its environmental use.  
The broken line showing of a gaming device in FIG. 8 is meant to illustrate possible use and forms no part of the claimed design.  
The broken lines indicate unclaimed portions of the design and form no part of the claimed design.

**1 Claim, 6 Drawing Sheets**



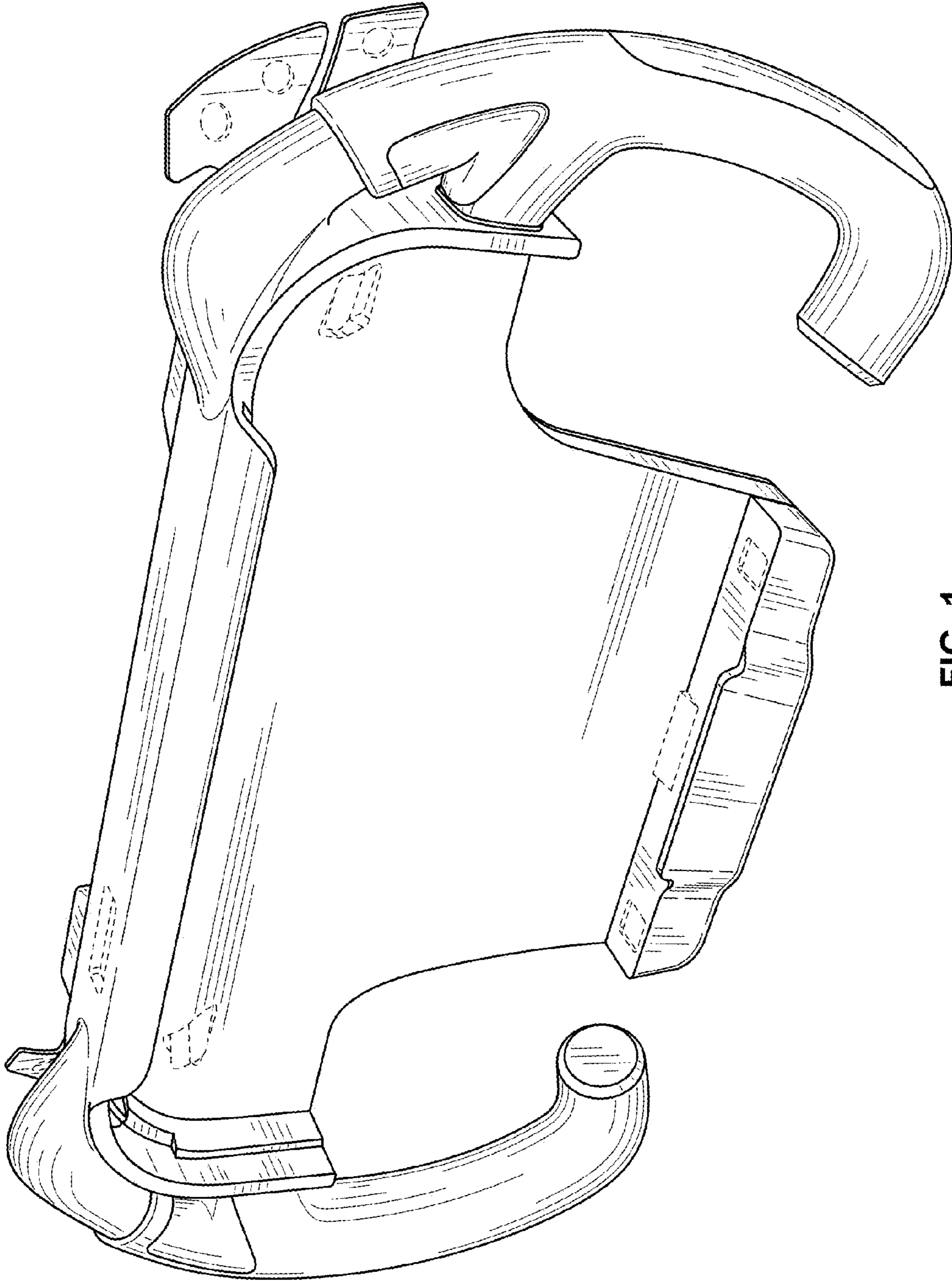


FIG. 1

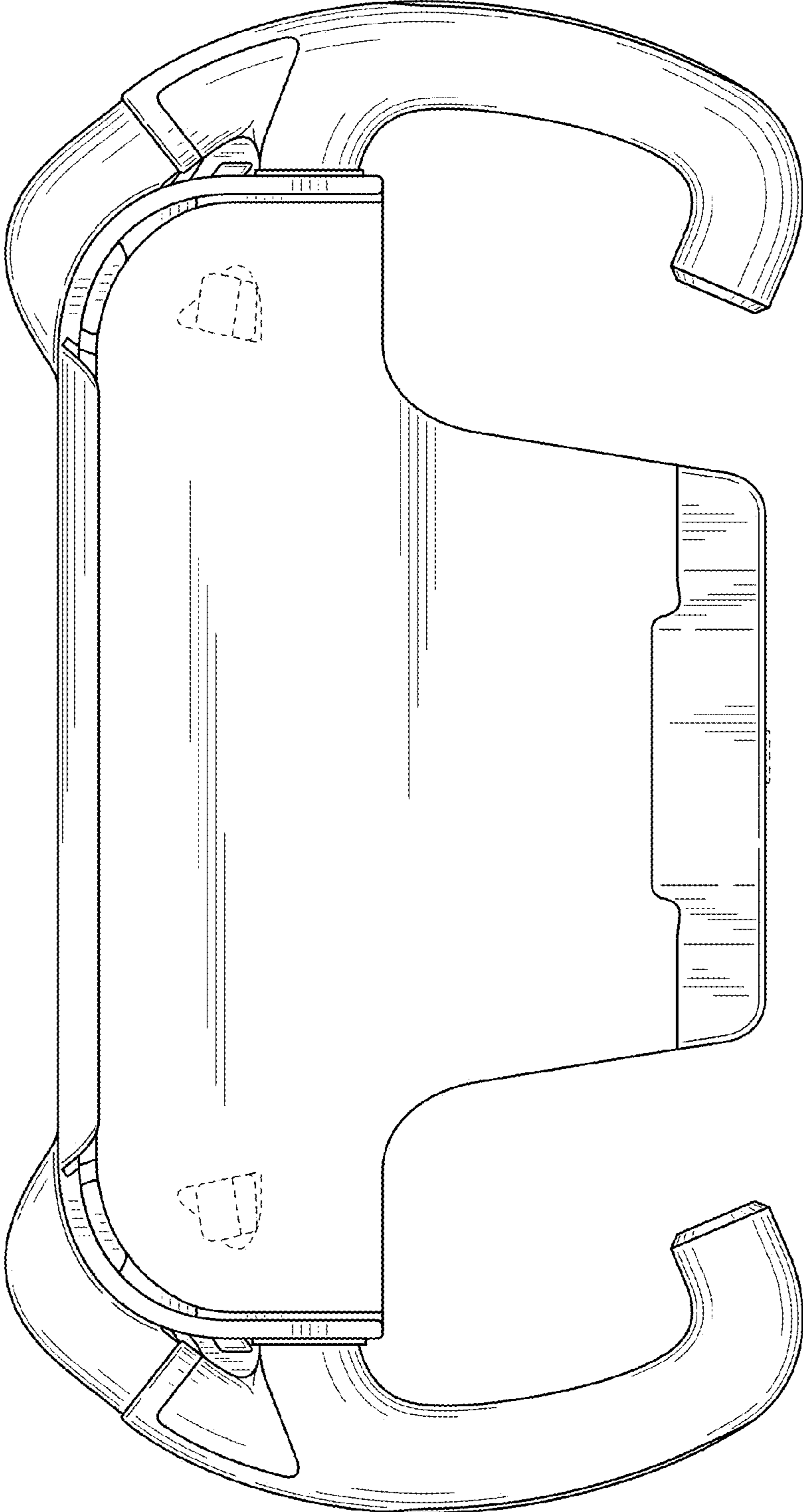


FIG. 2

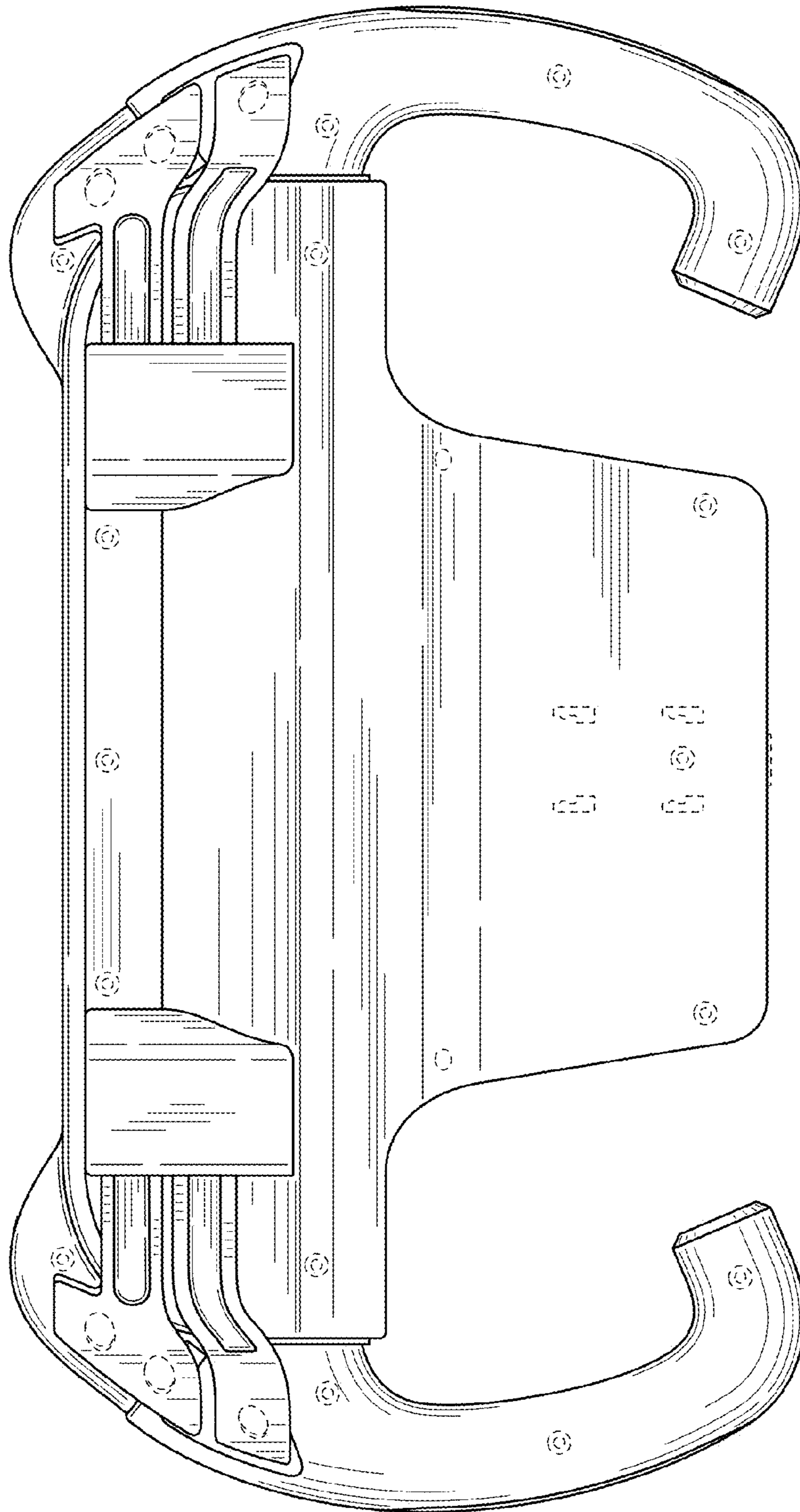


FIG. 3

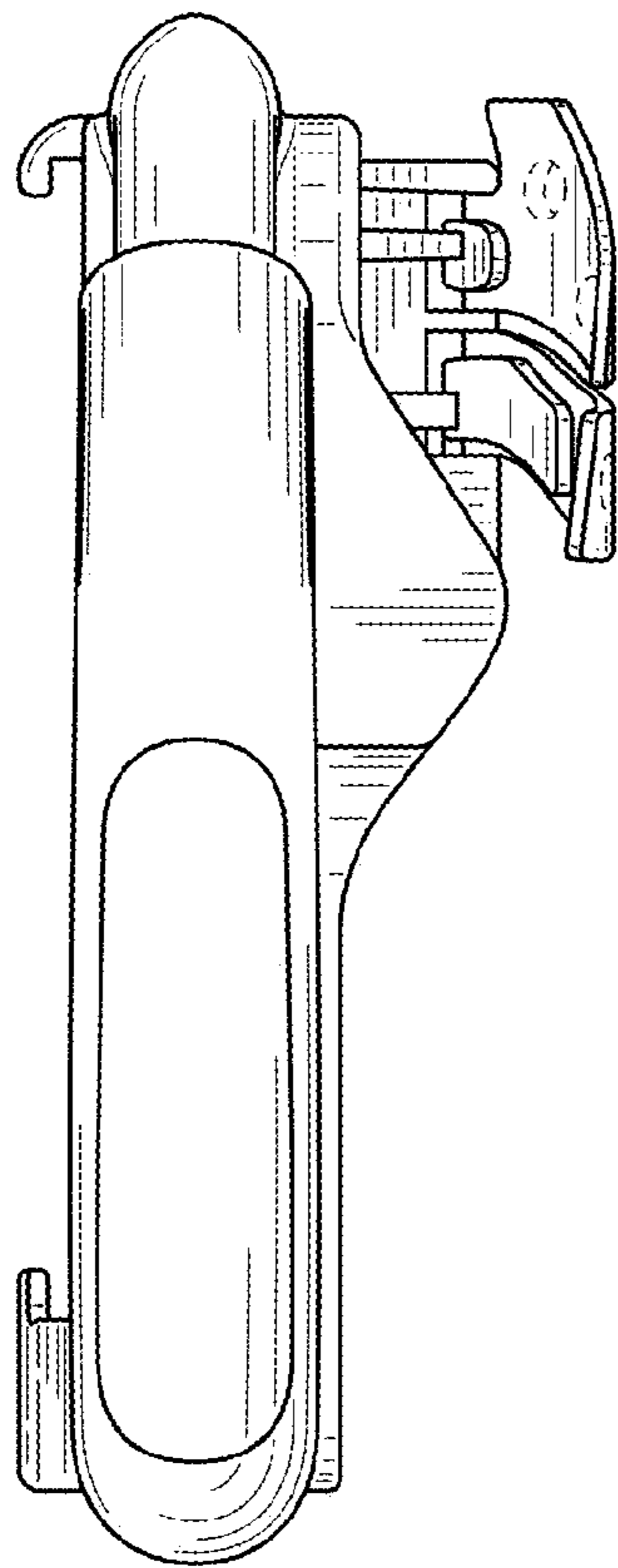


FIG. 4

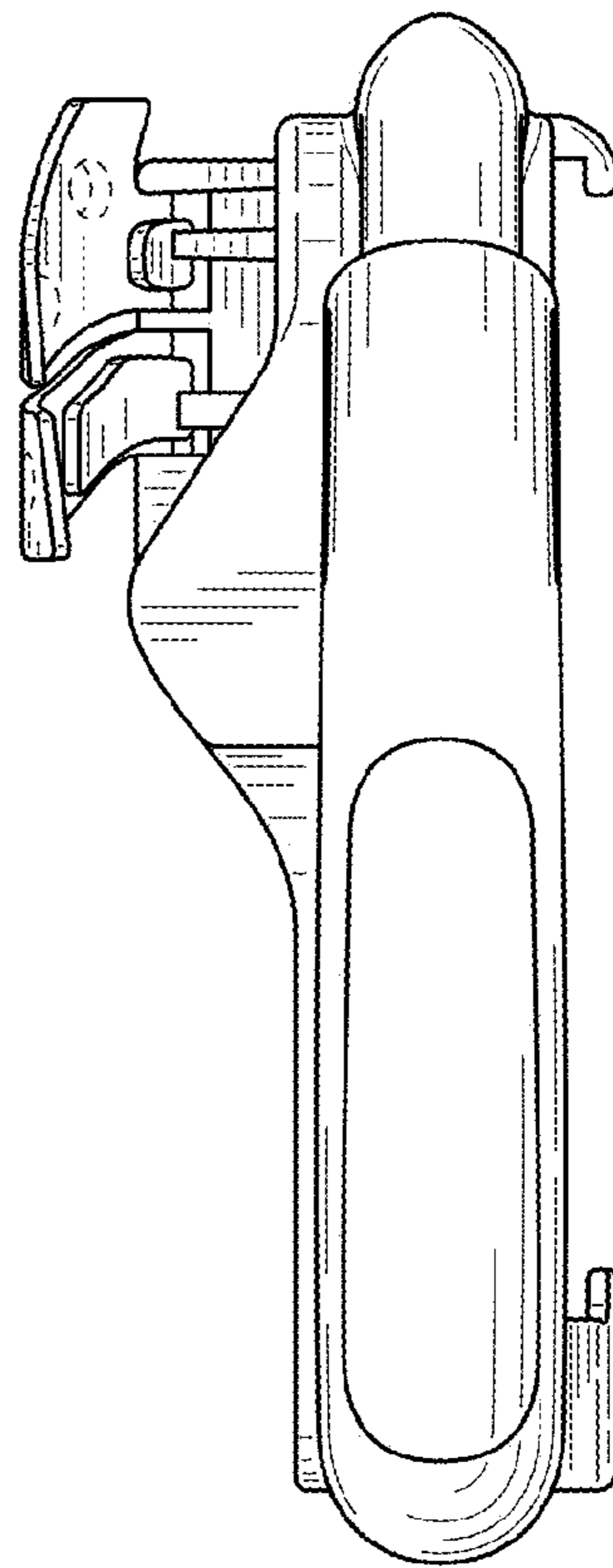


FIG. 5

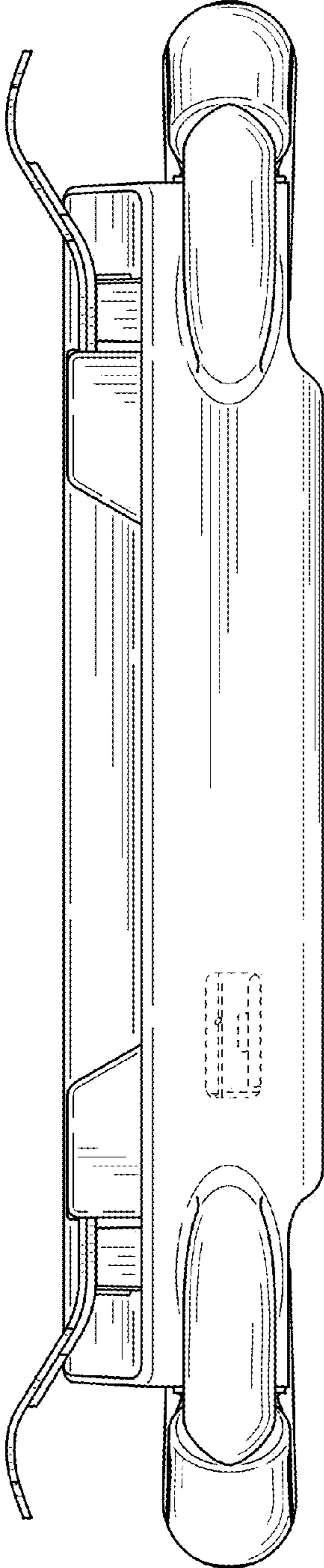


FIG. 6

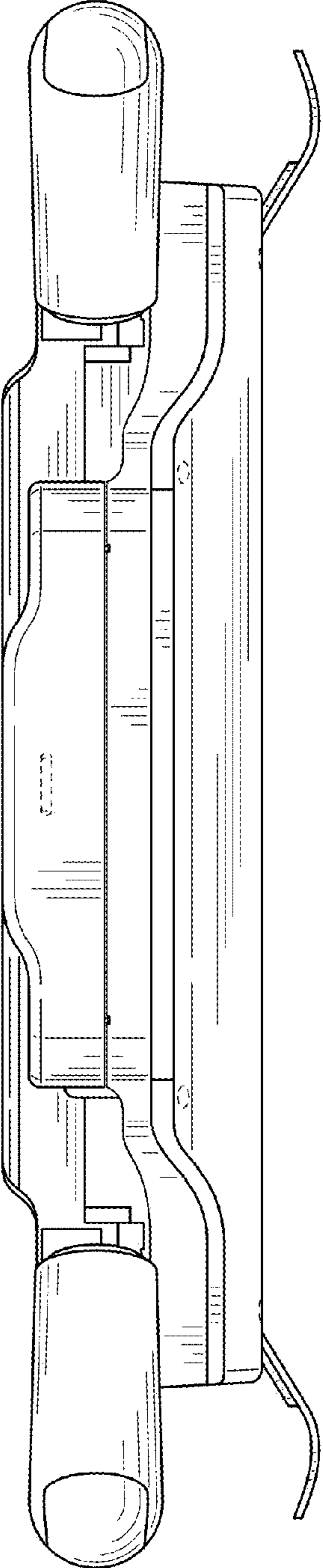


FIG. 7

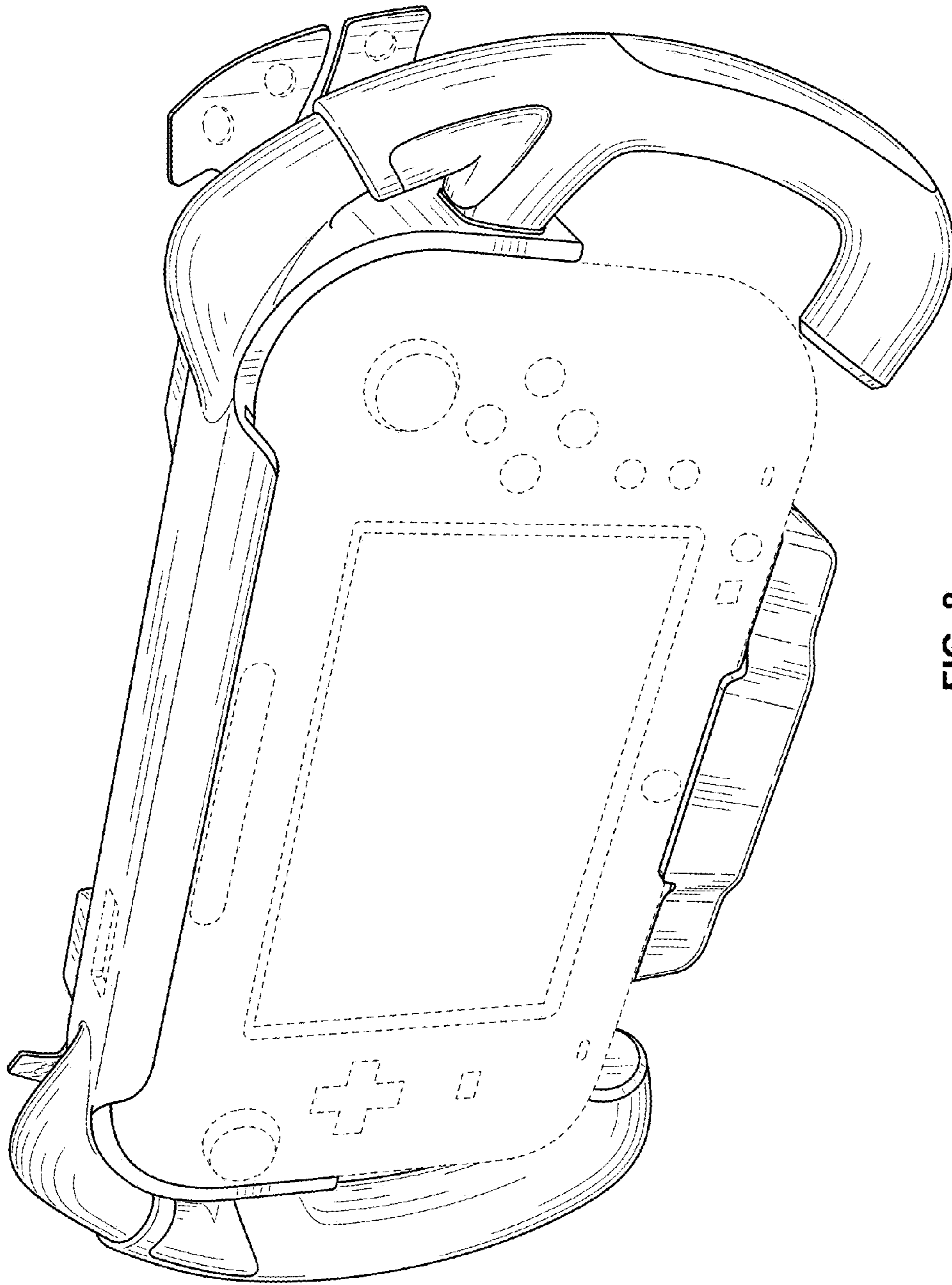


FIG. 8