



US00D708643S

(12) **United States Design Patent**
Akana et al.

(10) **Patent No.:** **US D708,643 S**
(45) **Date of Patent:** **** Jul. 8, 2014**

(54) **ELECTRONIC DEVICE WITH GRAPHICAL USER INTERFACE**

(71) Applicant: **Apple Inc.**, Cupertino, CA (US)

(72) Inventors: **Jody Akana**, San Francisco, CA (US); **Bartley K. Andre**, Palo Alto, CA (US); **Jeremy Bataillou**, San Francisco, CA (US); **Daniel J. Coster**, San Francisco, CA (US); **Anton Davydov**, Gilroy, CA (US); **Daniele De Iuliis**, San Francisco, CA (US); **Jorge Fino**, San Jose, CA (US); **M. Evans Hankey**, San Francisco, CA (US); **Richard P. Howarth**, San Francisco, CA (US); **Jonathan P. Ive**, San Francisco, CA (US); **Duncan Robert Kerr**, San Francisco, CA (US); **Shin Nishibori**, Kailua, HI (US); **Matthew Dean Rohrbach**, San Francisco, CA (US); **Peter Russell-Clarke**, San Francisco, CA (US); **Christopher J. Stringer**, Woodside, CA (US); **Eugene Antony Whang**, San Francisco, CA (US); **Policarpo Wood**, San Jose, CA (US); **Rico Zörkendörfer**, San Francisco, CA (US)

(73) Assignee: **Apple Inc.**, Cupertino, CA (US)

(**) Term: **14 Years**

(21) Appl. No.: **29/441,663**

(22) Filed: **Jan. 8, 2013**

Related U.S. Application Data

(63) Continuation of application No. 29/423,019, filed on May 25, 2012, now Pat. No. Des. 673,975, which is a continuation of application No. 29/401,912, filed on Sep. 16, 2011, now Pat. No. Des. 663,320, which is a continuation of application No. 29/368,991, filed on Aug. 31, 2010, now Pat. No. Des. 647,919, which is a continuation of application No. 29/367,996, filed on Aug. 16, 2010, now Pat. No. Des. 638,030.

(51) **LOC (10) Cl.** 14-03

(52) **U.S. Cl.**
USPC **D14/496**; D14/203.3

(58) **Field of Classification Search**
USPC D14/496, 401, 435, 474, 483, 217, 137, D14/138, 160, 168, 356, 203.1–203.8, 507; 345/156, 169, 173–179, 905; 715/727–729, 864; 710/1, 5, 8; 713/1, 713/600; 455/1.1, 1.7, 73, 344–347, 93, 95, 455/3.01–3.06, 550.1, 573.1; 370/342–344; 369/1, 2, 6–12; 463/43–47; 273/148 B
See application file for complete search history.

(56) **References Cited**

U.S. PATENT DOCUMENTS

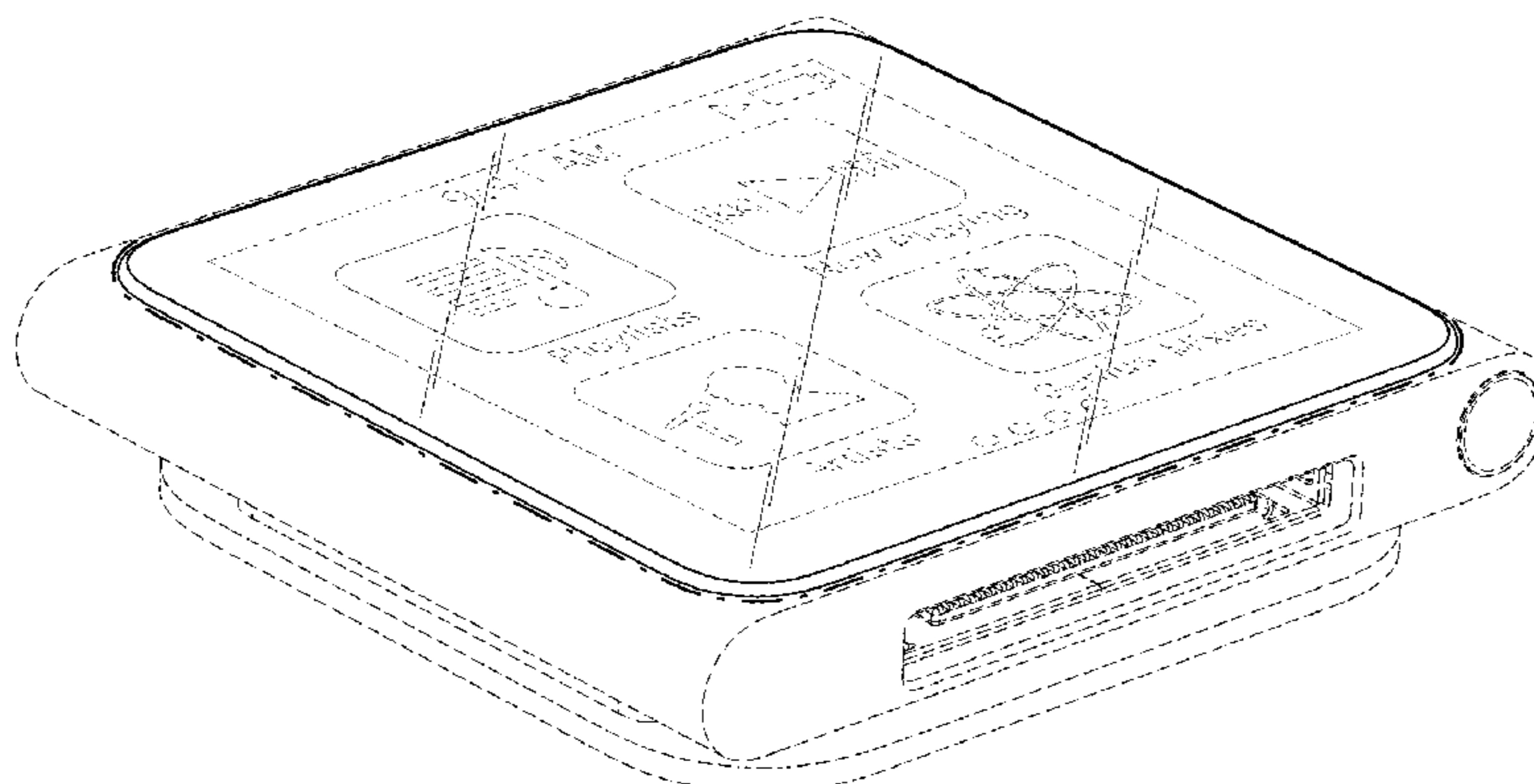
3,779,851	A *	12/1973	Hertz	156/182
4,706,922	A *	11/1987	Grow	248/546
4,855,194	A *	8/1989	Wright	429/450
5,242,732	A *	9/1993	Bahakel	428/81
5,271,196	A *	12/1993	Fanti	52/166
D375,298	S *	11/1996	Calfee	D14/451
D420,354	S *	2/2000	Morales	D14/191
D441,735	S	5/2001	Katayama	
6,293,038	B1 *	9/2001	Chang	40/738
D459,339	S	6/2002	Tong	
D506,474	S	6/2005	Gildred	
D517,065	S	3/2006	Ko et al.	
D558,790	S *	1/2008	Yu et al.	D14/496
7,520,228	B2 *	4/2009	Mangano et al.	108/115
D603,867	S	11/2009	La et al.	
D604,305	S	11/2009	Anzures et al.	
D627,790	S	11/2010	Chaudhri	
D658,679	S	5/2012	Davydov et al.	
D664,995	S	8/2012	Akana et al.	
2009/0064038	A1	3/2009	Fleischman et al.	

OTHER PUBLICATIONS

DE 40504736-0006 Registered Design Application (Joh. Sprinz GmbH & Co.) Feb. 25, 2006, (online), (retrieved on Apr. 30, 2013). Retrieved from the Designs Register of German Patent and Trade Mark Office using the internet: <URL:http://register.smpa.de>.*

* cited by examiner

Primary Examiner — Prabhakar Deshmukh
(74) *Attorney, Agent, or Firm* — Sterne, Kessler, Goldstein & Fox P.L.L.C.



(57)

CLAIM

The ornamental design for an electronic device with graphical user interface, as shown and described.

DESCRIPTION

FIG. 1 is a front bottom perspective view of an electronic device with graphical user interface showing our new design;
FIG. 2 is a rear bottom perspective view thereof;
FIG. 3 is a rear top perspective view thereof;
FIG. 4 is a front top perspective view thereof;
FIG. 5 is a front view thereof;

FIG. 6 is a rear view thereof;

FIG. 7 is a bottom view thereof;

FIG. 8 is a top view thereof;

FIG. 9 is a side view thereof; and,

FIG. 10 is another side view thereof.

The broken lines showing portions of the electronic device and portions of the graphical user interface form no part of the claimed design.

The dot-dash line shows an unclaimed boundary which forms no part of the claimed design.

1 Claim, 8 Drawing Sheets

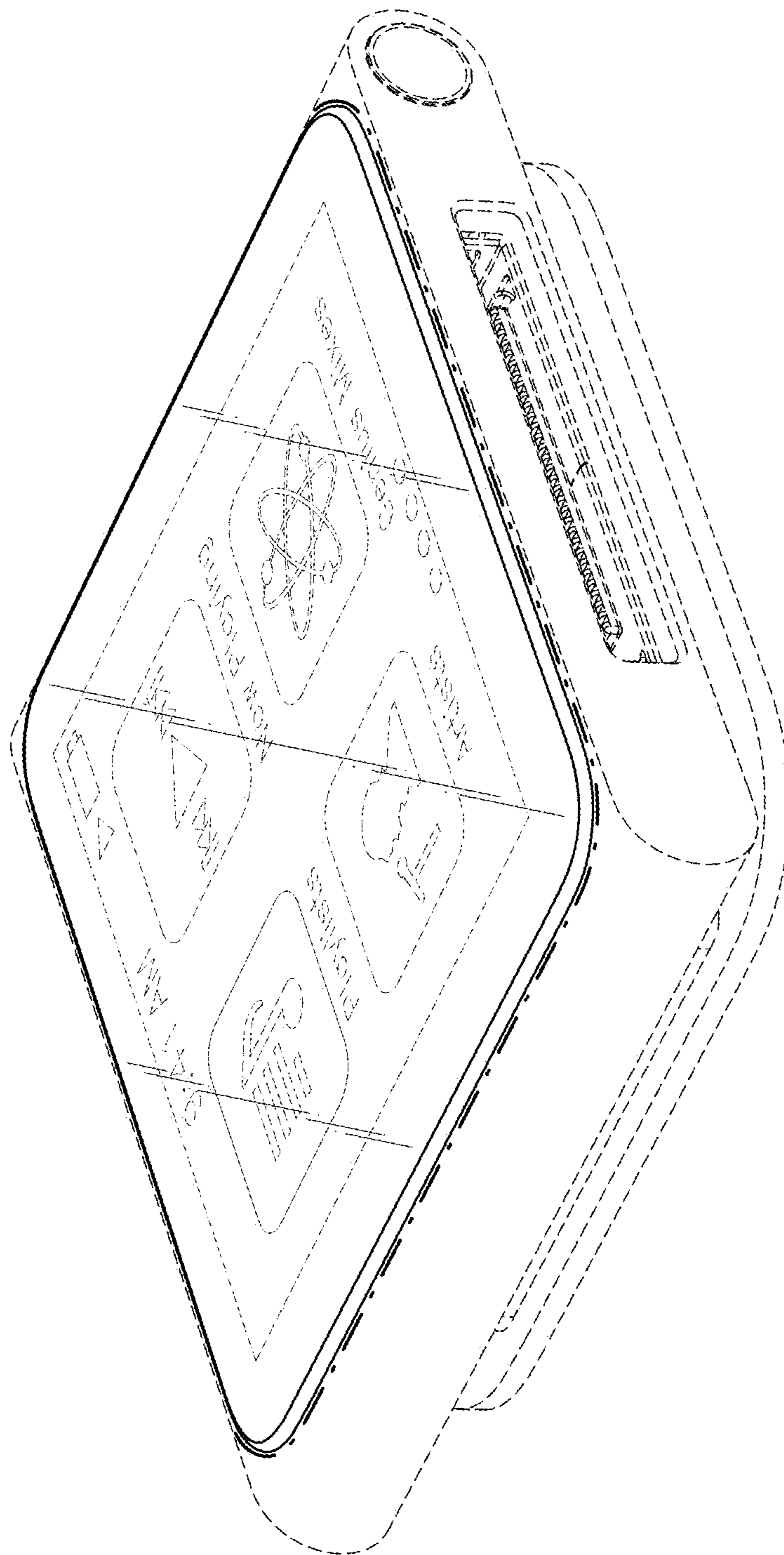


FIG. 1

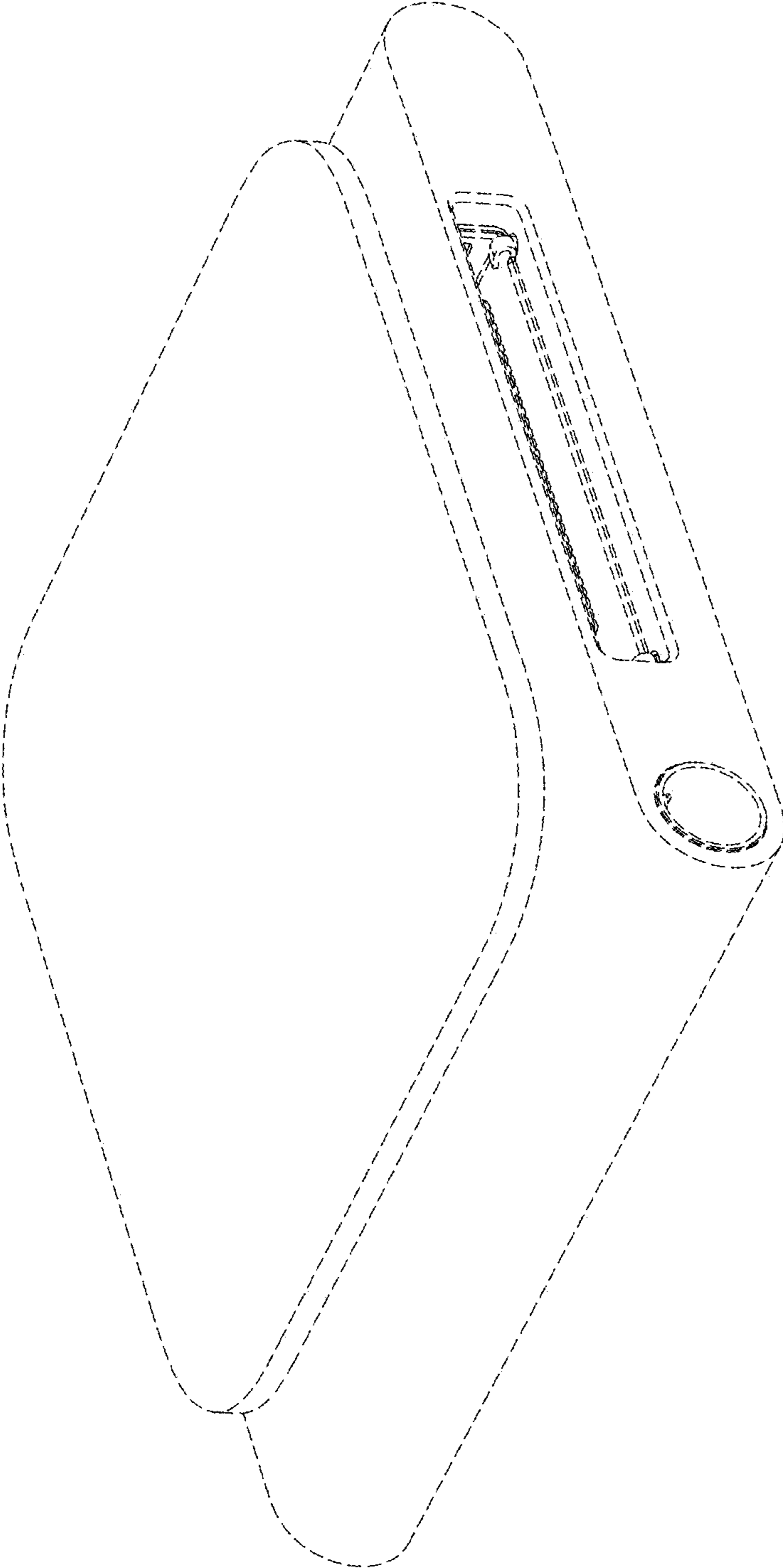


FIG. 2

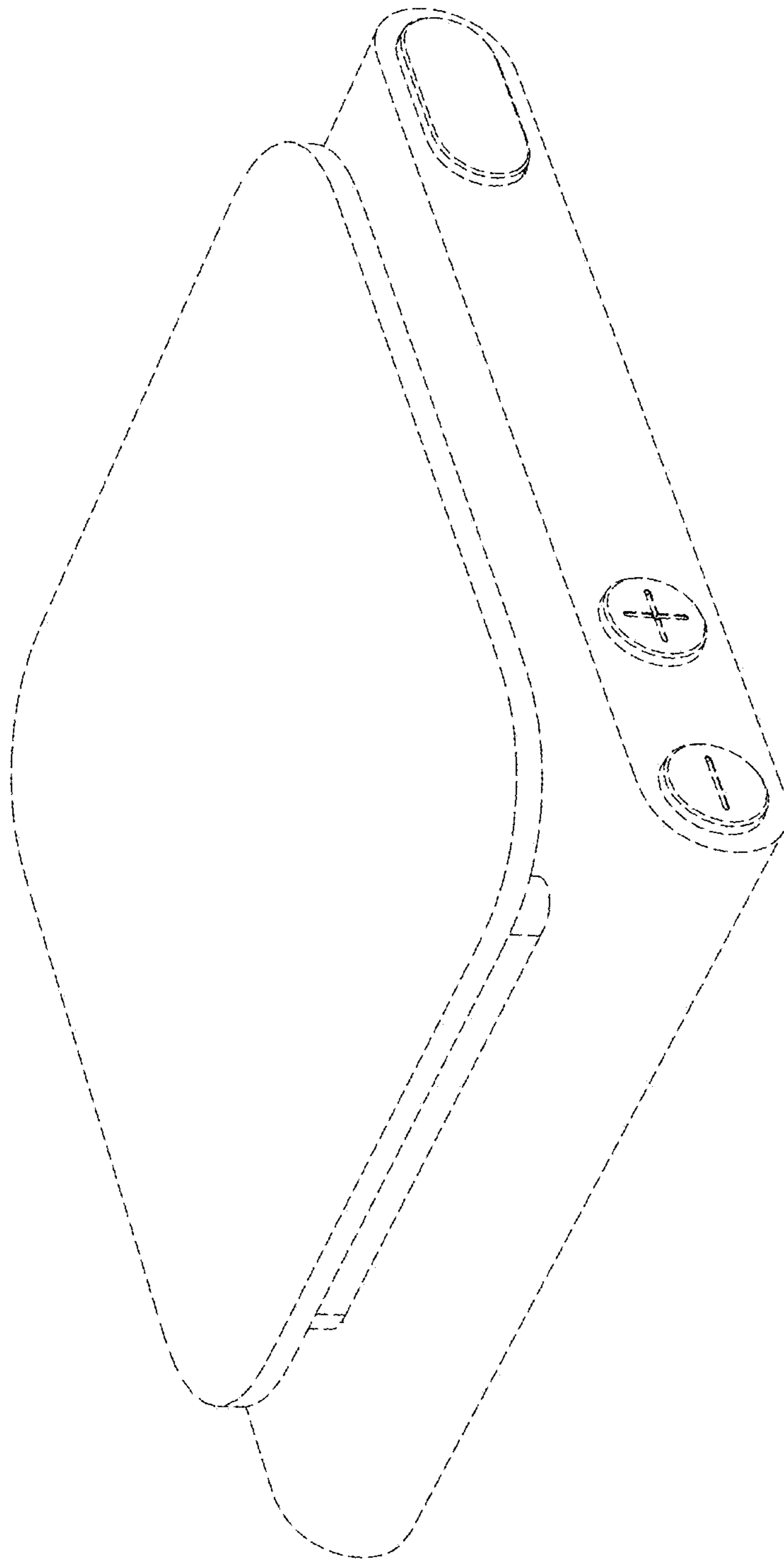


FIG. 3

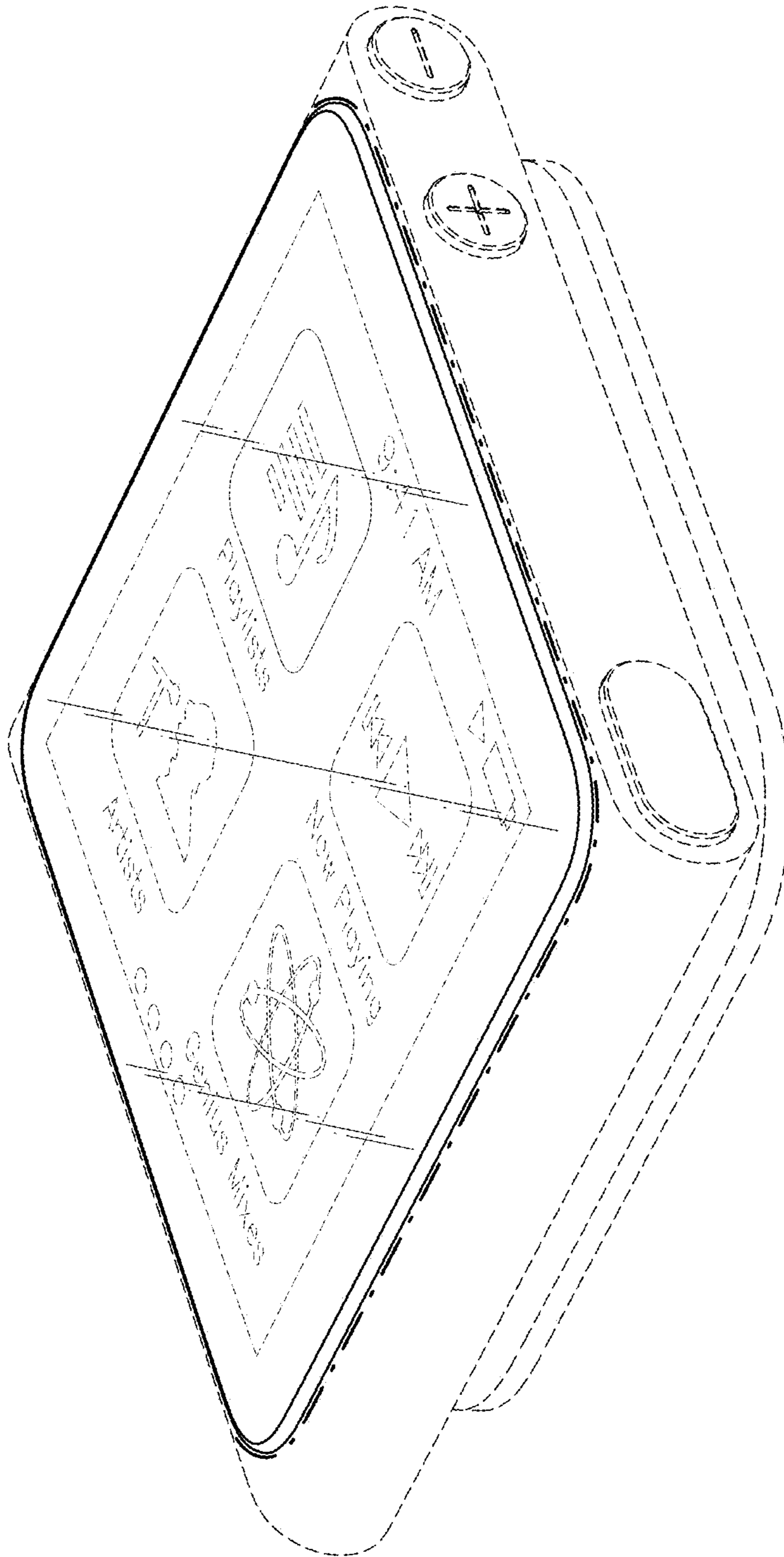


FIG. 4

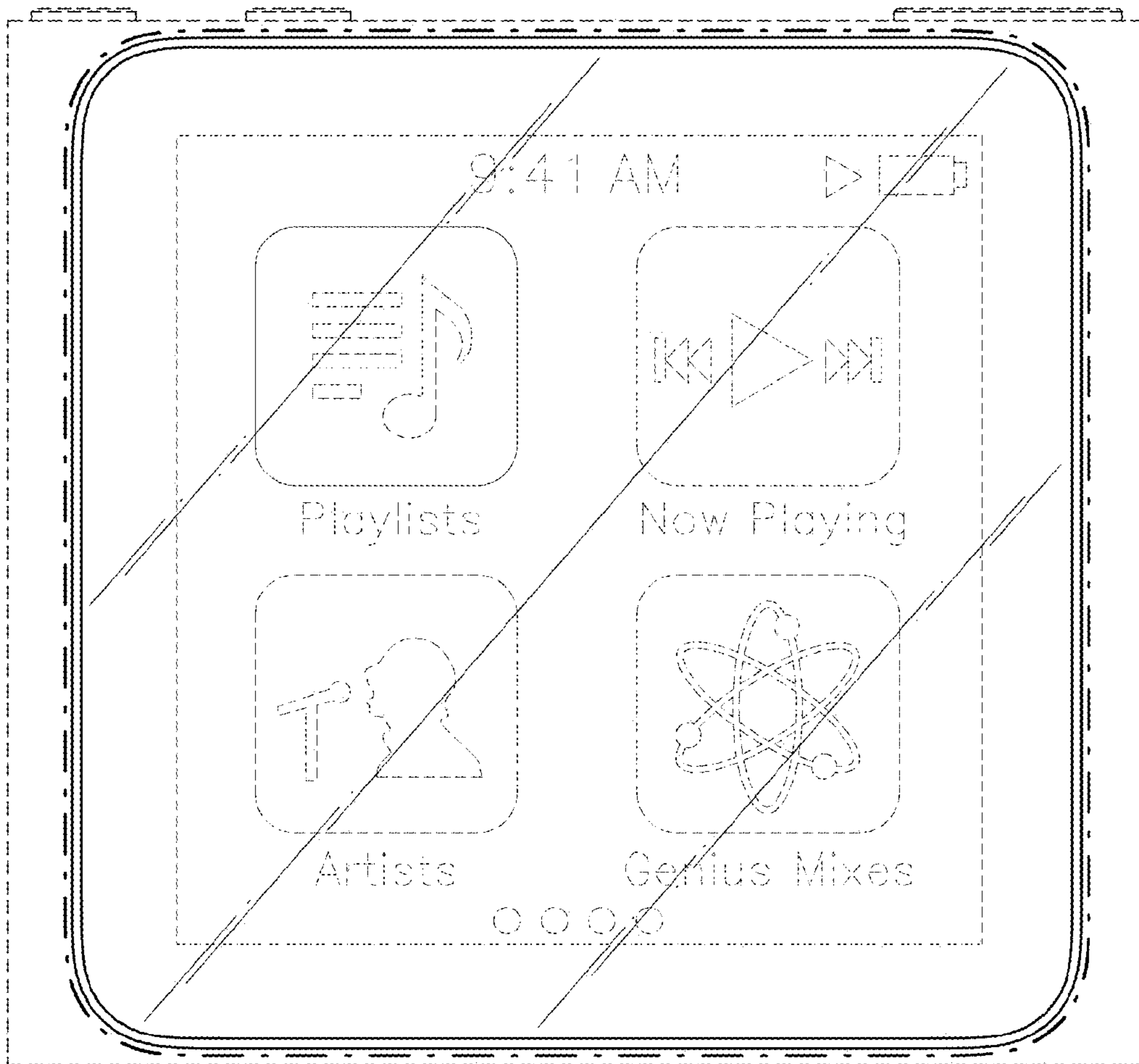


FIG. 5




FIG. 6




FIG. 7




FIG. 8




FIG. 9




FIG. 10