



US00D708596S

(12) **United States Design Patent**
Park

(10) **Patent No.:** **US D708,596 S**

(45) **Date of Patent:** **** Jul. 8, 2014**

(54) **TV RECEIVER**

(71) Applicant: **LG Electronics Inc.**, Seoul (KR)

(72) Inventor: **Sunha Park**, Seoul (KR)

(73) Assignee: **LG Electronics Inc.**, Seoul (KR)

(**) Term: **14 Years**

(21) Appl. No.: **29/477,590**

(22) Filed: **Dec. 24, 2013**

(30) **Foreign Application Priority Data**

Jun. 24, 2013 (KR) 30-2013-0032328

(51) **LOC (10) Cl.** **14-03**

(52) **U.S. Cl.**
USPC **D14/126**

(58) **Field of Classification Search**
USPC D14/125-134, 239, 371, 136, 374-377,
D14/440, 450, 448, 336, 342, 159; 312/7.2;
348/836, 838, 180, 184, 325, 739;
248/917-924, 465; 345/104, 133, 156,
345/168, 87, 173; D21/329, 515, 577, 622,
D21/333, 433, 448, 452, 450, 331, 505;
D10/15, 26; 446/484, 175, 356;
D6/477, 479, 300

See application file for complete search history.

(56) **References Cited**

U.S. PATENT DOCUMENTS

D489,342 S * 5/2004 Campbell et al. D14/130
D529,883 S * 10/2006 Hoehn et al. D14/126

D543,960 S * 6/2007 Bloem D14/126
D563,337 S * 3/2008 Bloem D14/126
D620,461 S * 7/2010 Han et al. D14/126
D634,722 S * 3/2011 Kim et al. D14/126
D634,723 S * 3/2011 Park et al. D14/126
D657,326 S * 4/2012 Kim et al. D14/126
D668,237 S * 10/2012 Chino et al. D14/126
D670,257 S * 11/2012 Yang et al. D14/126
D680,106 S * 4/2013 Hwangbo et al. D14/239
D691,978 S * 10/2013 Han et al. D14/126
D698,794 S * 2/2014 Li D14/451
D699,699 S * 2/2014 Park et al. D14/126
D700,187 S * 2/2014 Lee D14/451
D701,500 S * 3/2014 Jeon et al. D14/239
D701,855 S * 4/2014 Kumano et al. D14/239

* cited by examiner

Primary Examiner — Raphael Barkai

(74) *Attorney, Agent, or Firm* — Morgan, Lewis & Bockius LLP

(57) **CLAIM**

The ornamental design for an TV receiver, as shown and described.

DESCRIPTION

FIG. 1 is a front, right side, perspective view of an TV receiver showing our new design;

FIG. 2 is a front view thereof;

FIG. 3 is a rear view thereof;

FIG. 4 is a left side view thereof;

FIG. 5 is a right side view thereof;

FIG. 6 is a top view thereof; and,

FIG. 7 is a bottom view thereof.

1 Claim, 6 Drawing Sheets

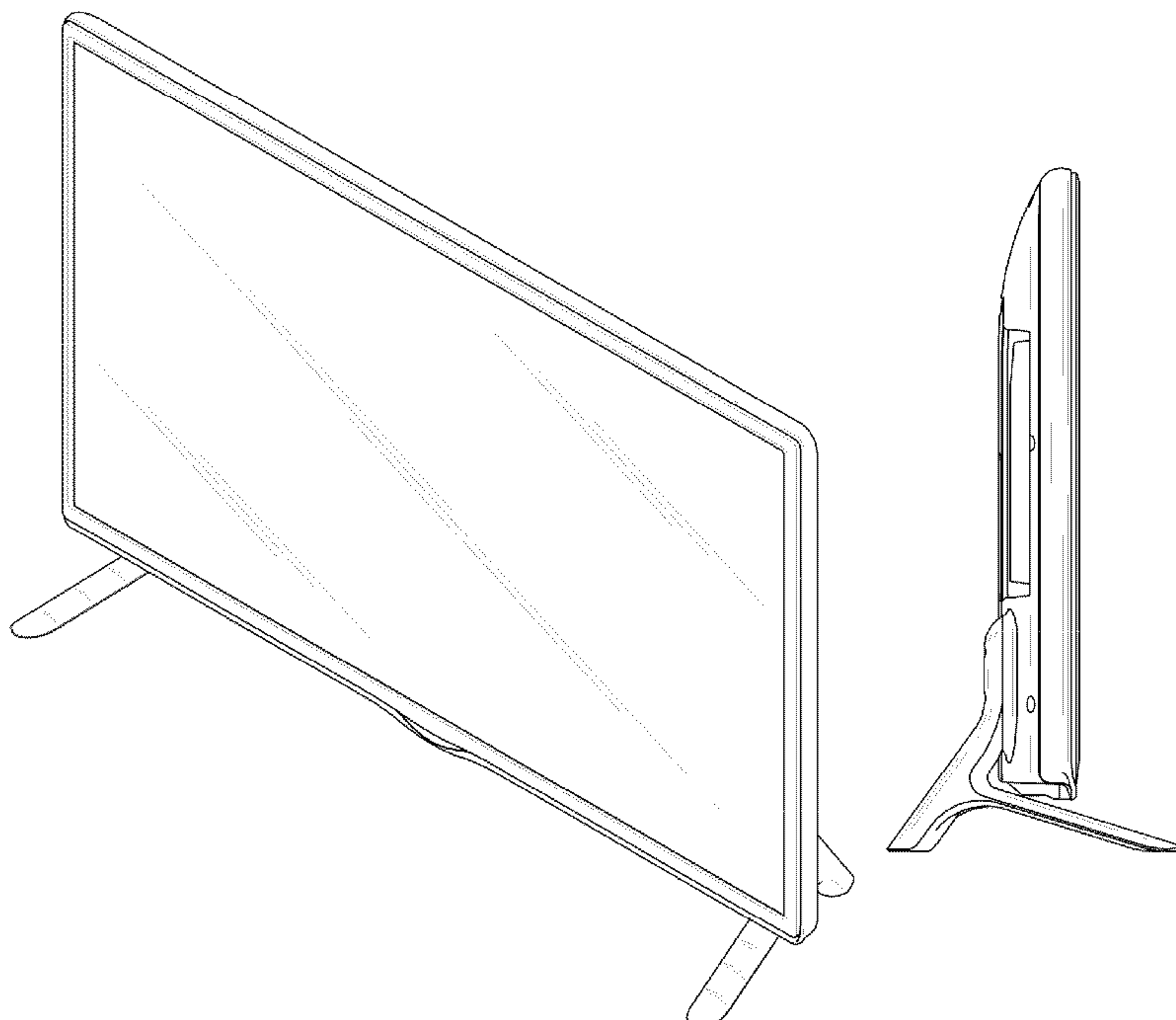


FIG. 1

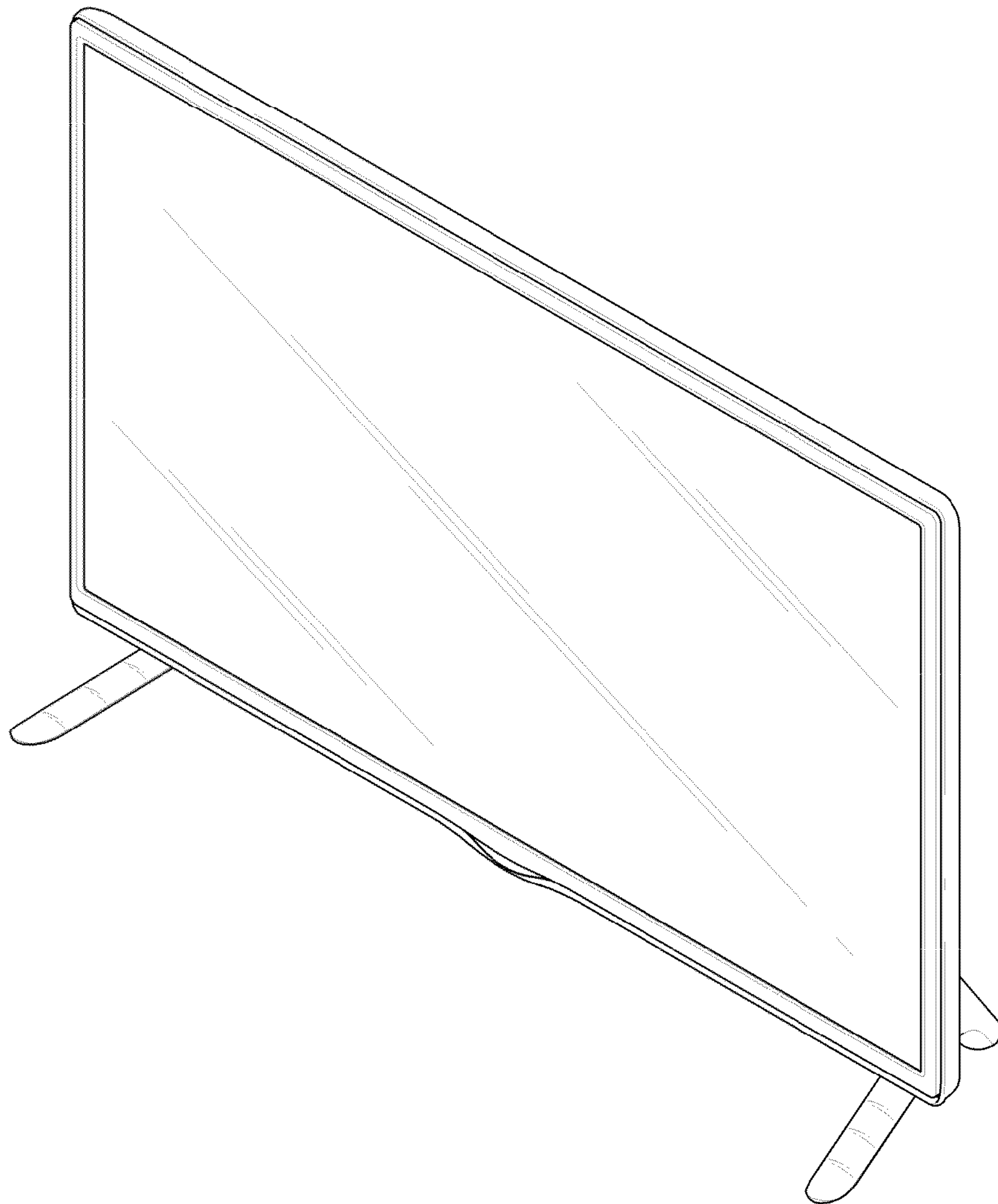


FIG. 2

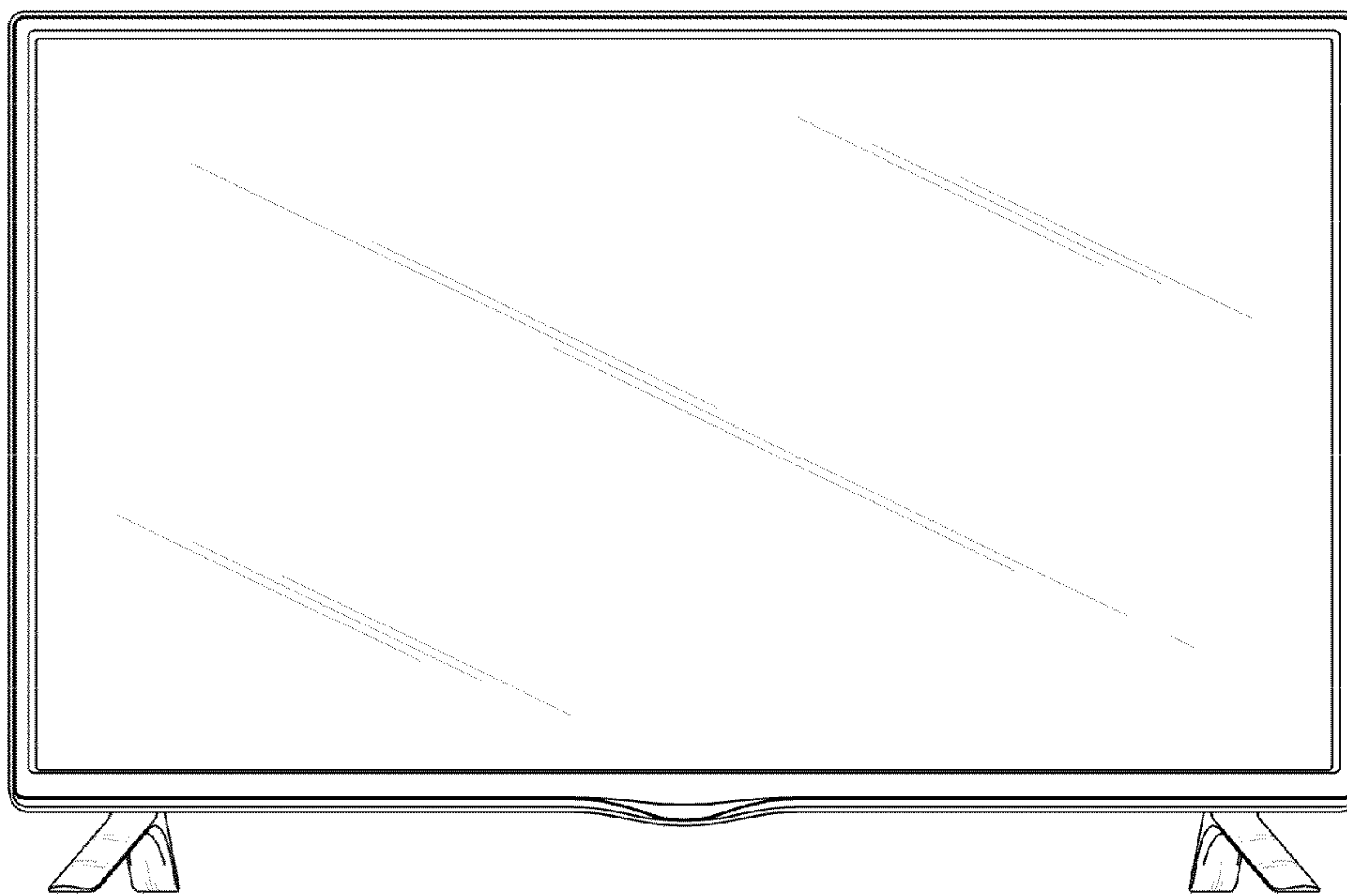


FIG. 3

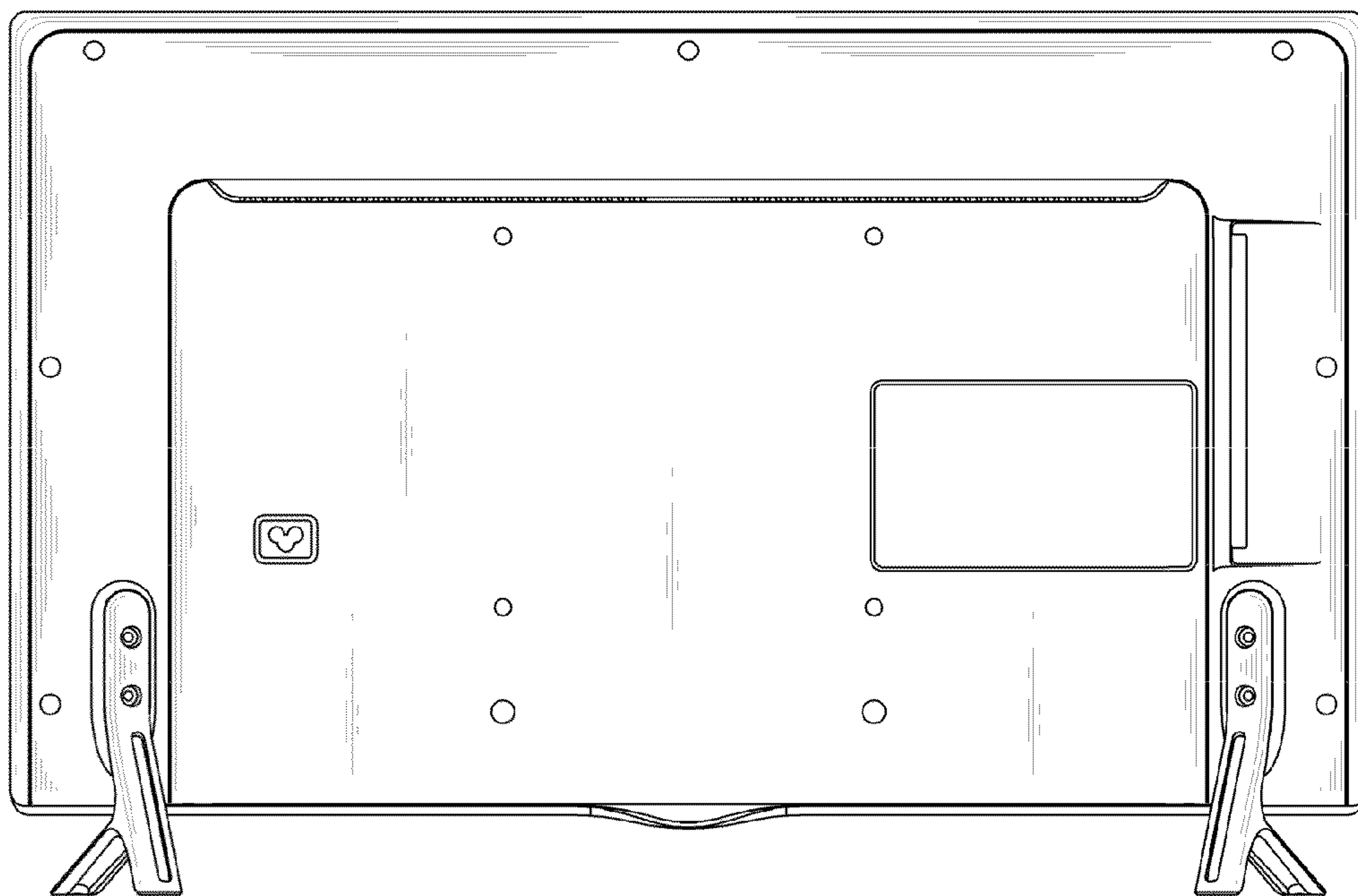


FIG. 4

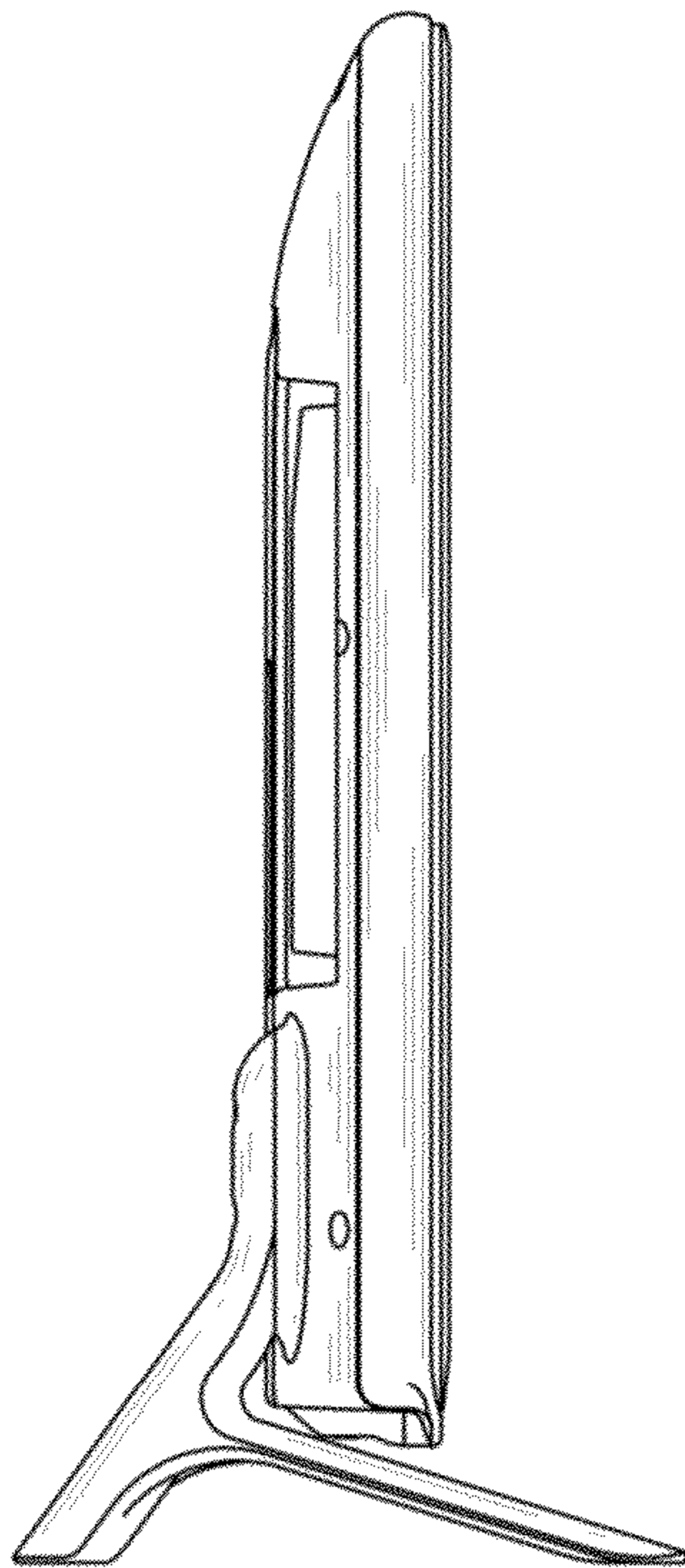


FIG. 5

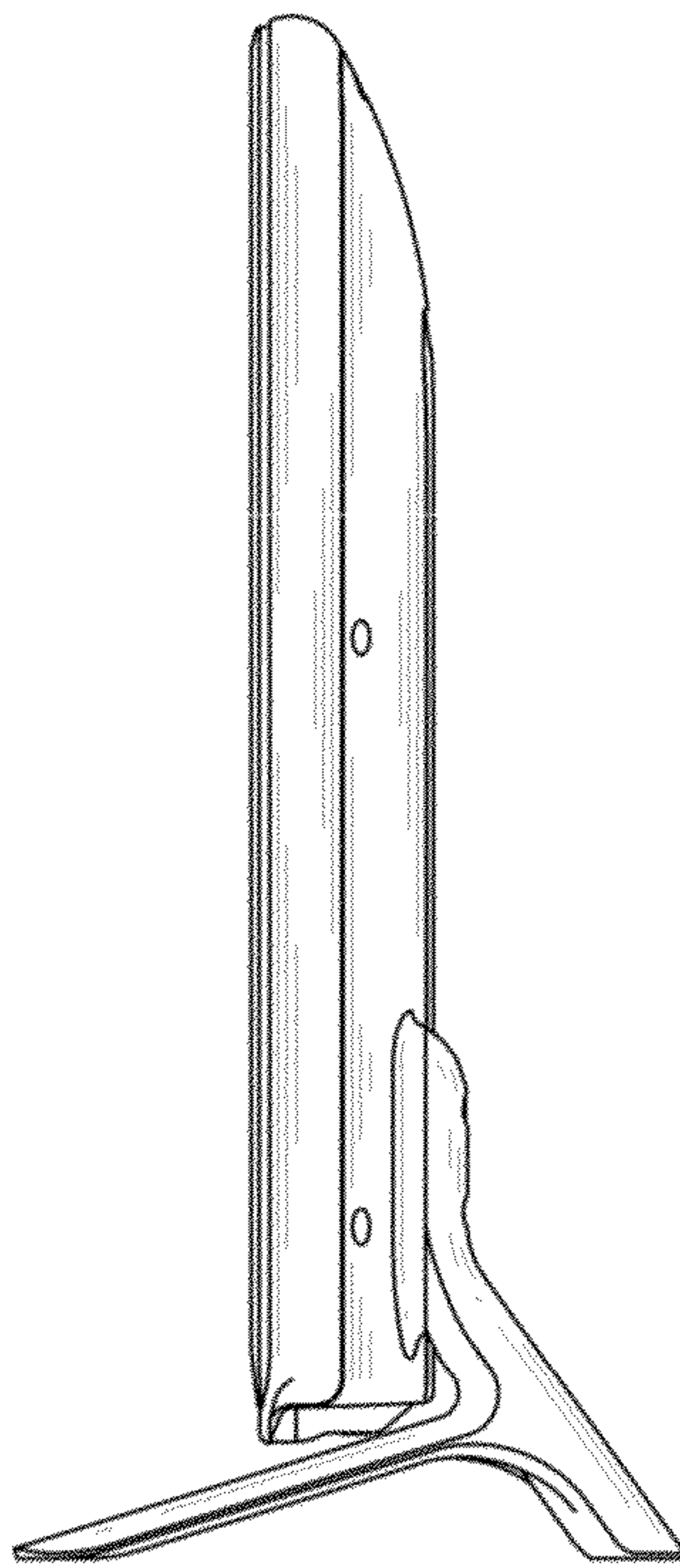


FIG. 6

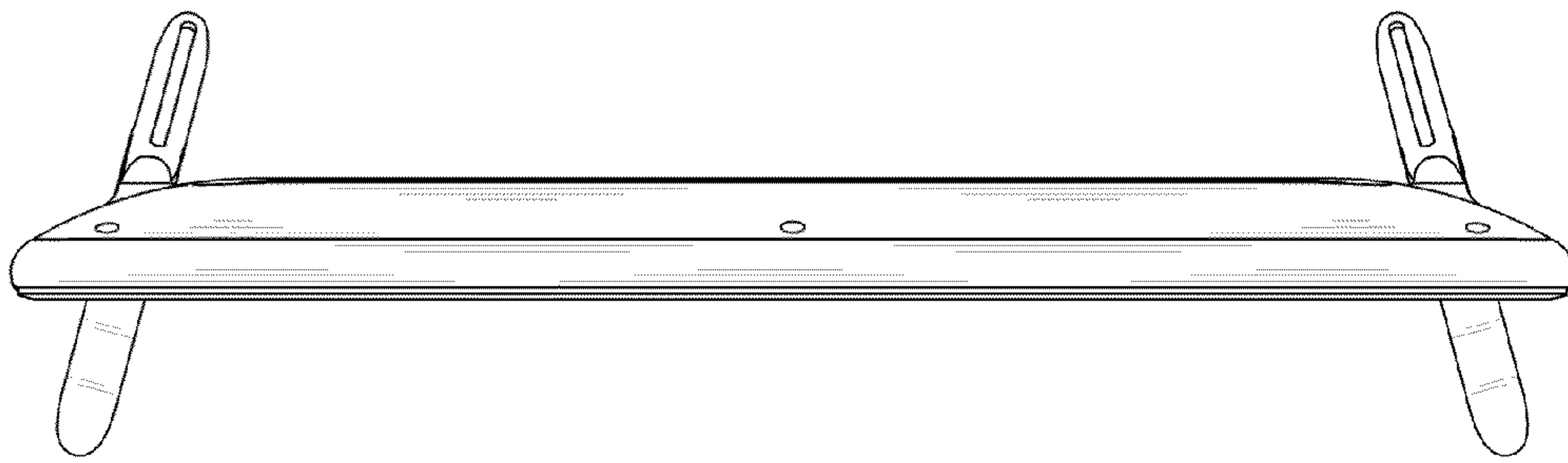


FIG. 7

