



US00D708593S

(12) **United States Design Patent**
Lynn et al.

(10) **Patent No.:** **US D708,593 S**
(45) **Date of Patent:** **** Jul. 8, 2014**

(54) **FOOT PEDAL**

(71) Applicants: **Kyle Lynn**, Tustin, CA (US); **Tuan Tran**, Garden Grove, CA (US); **Christopher J. Page**, Cambridge, MA (US); **Allan Lee Cameron**, Natick, MA (US); **Andrew J. Boyce**, Hopkinton, MA (US); **Philip Walker**, Concord, MA (US); **Kelvin Kao**, Long Beach, CA (US); **Ken Kadziauskas**, Coto de Caza, CA (US); **Regan A. Pierce**, Laguna Niguel, CA (US); **Fred Lee**, Irvine, CA (US); **Teresita Smith**, Lake Forest, CA (US); **Tapan Patel**, Chino Hills, CA (US)

(72) Inventors: **Kyle Lynn**, Tustin, CA (US); **Tuan Tran**, Garden Grove, CA (US); **Christopher J. Page**, Cambridge, MA (US); **Allan Lee Cameron**, Natick, MA (US); **Andrew J. Boyce**, Hopkinton, MA (US); **Philip Walker**, Concord, MA (US); **Kelvin Kao**, Long Beach, CA (US); **Ken Kadziauskas**, Coto de Caza, CA (US); **Regan A. Pierce**, Laguna Niguel, CA (US); **Fred Lee**, Irvine, CA (US); **Teresita Smith**, Lake Forest, CA (US); **Tapan Patel**, Chino Hills, CA (US)

(73) Assignee: **Abbott Medical Optics Inc.**, Santa Ana, CA (US)

(**) Term: **14 Years**

(21) Appl. No.: **29/452,664**

(22) Filed: **Apr. 19, 2013**

(51) **LOC (10) Cl.** **13-03**

(52) **U.S. Cl.**
USPC **D13/179**

(58) **Field of Classification Search**

CPC A61B 17/00; A61B 2017/00973; H01H 3/14; H01H 13/14; H01H 13/16; H01H 21/26; G06F 3/0343
USPC D13/167; D24/179; 74/512, 560; 200/86.5; 433/101; 606/1
See application file for complete search history.

(56) **References Cited**

U.S. PATENT DOCUMENTS

6,179,829	B1 *	1/2001	Bisch et al.	606/1
D478,323	S *	8/2003	Peterson et al.	D13/167
6,689,975	B2 *	2/2004	Metzler et al.	200/86.5
6,962,581	B2 *	11/2005	Thoe	606/1
7,019,234	B1 *	3/2006	Mezhinsky et al.	200/86.5
7,185,555	B2 *	3/2007	Peterson et al.	74/561
8,003,905	B2 *	8/2011	Kuehner et al.	200/86.5
8,048,094	B2 *	11/2011	Finlay et al.	606/166
D669,441	S *	10/2012	Naef et al.	D13/167
2003/0047434	A1 *	3/2003	Hanson et al.	200/86.5
2005/0103607	A1 *	5/2005	Mezhinsky	200/86.5
2007/0152508	A1 *	7/2007	Mezhinsky	307/119
2010/0241115	A1 *	9/2010	Benamou et al.	606/33
2013/0168212	A1 *	7/2013	Tseng	200/86.5

* cited by examiner

Primary Examiner — Selina Sikder

(74) *Attorney, Agent, or Firm* — Abbott Medical Optics Inc.

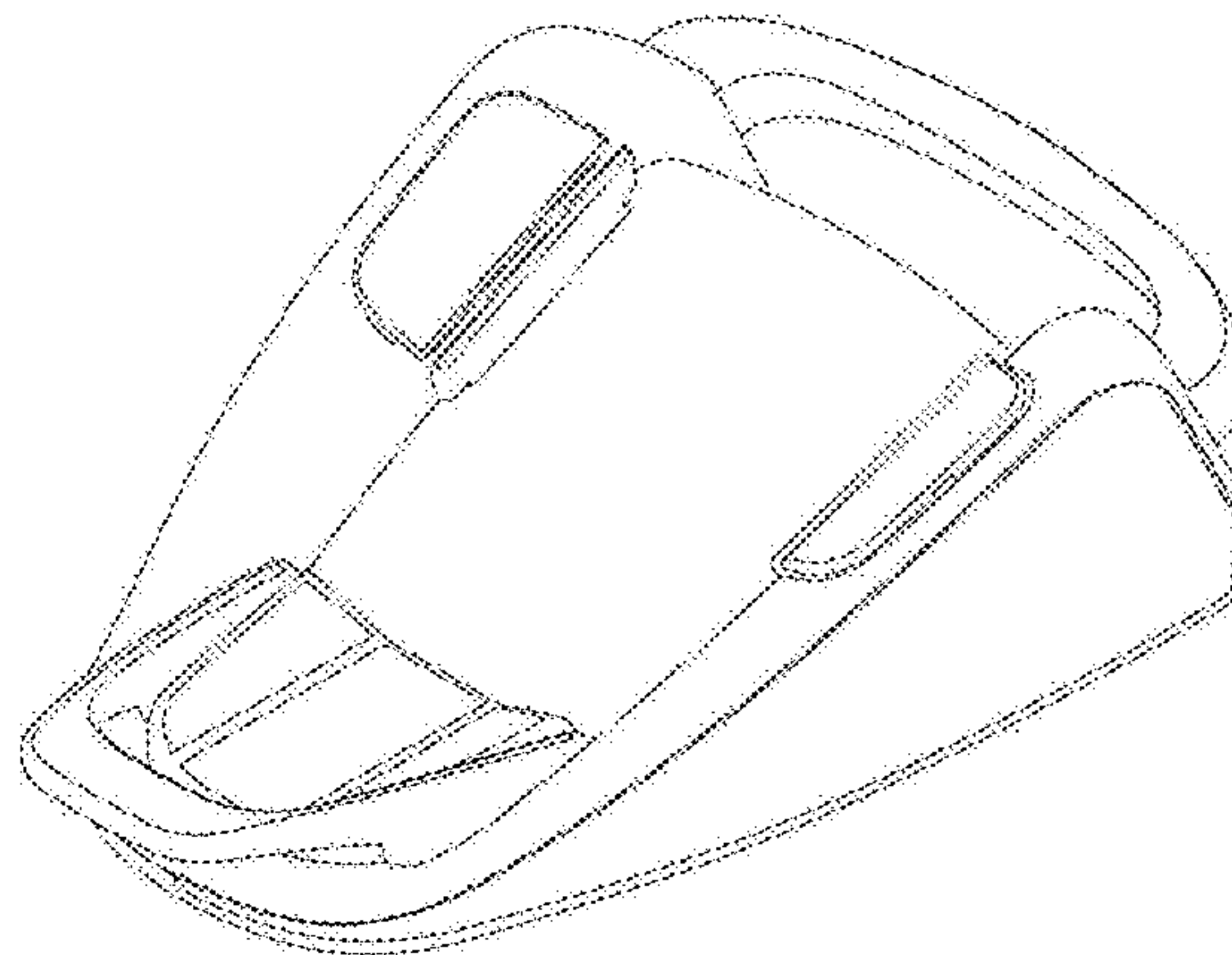
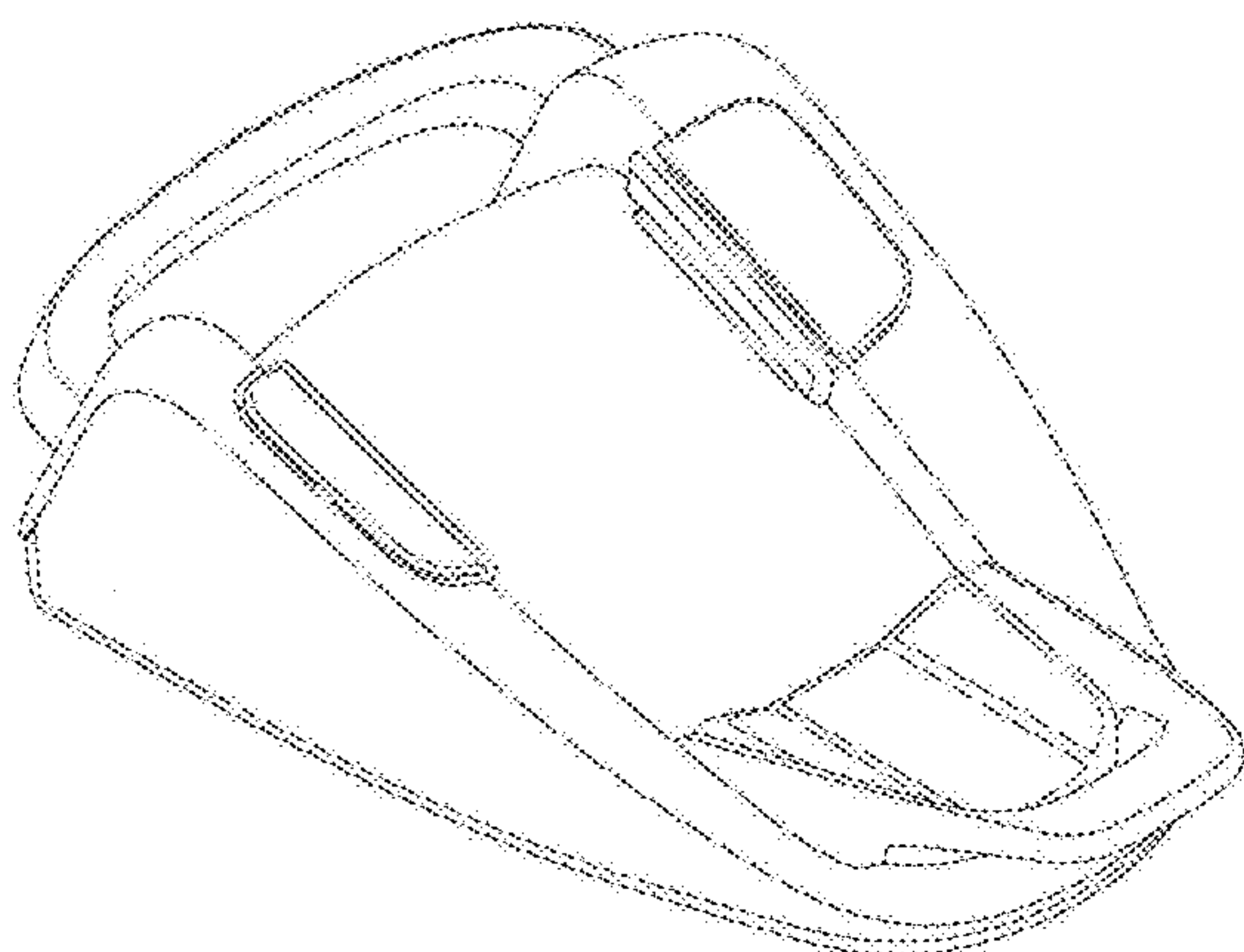
(57) **CLAIM**

The ornamental design for foot pedal, as shown and described.

DESCRIPTION

FIG. 1 is a front perspective view of a foot pedal; FIG. 2 is a front perspective view of a foot pedal; FIG. 3 is right side elevation view of FIG. 2, the left side elevational view being a mirror image thereof; FIG. 4 is a rear elevation view of FIG. 2; FIG. 5 is a front elevation view of FIG. 2; and, FIG. 6 is a rear perspective view of a foot pedal. Applicants disclaim those portions of the foot pedal not shown in the drawings as forming no part of the claimed design. Those portions of the foot pedal shown in phantom in the drawing form no part of the claimed design.

1 Claim, 6 Drawing Sheets



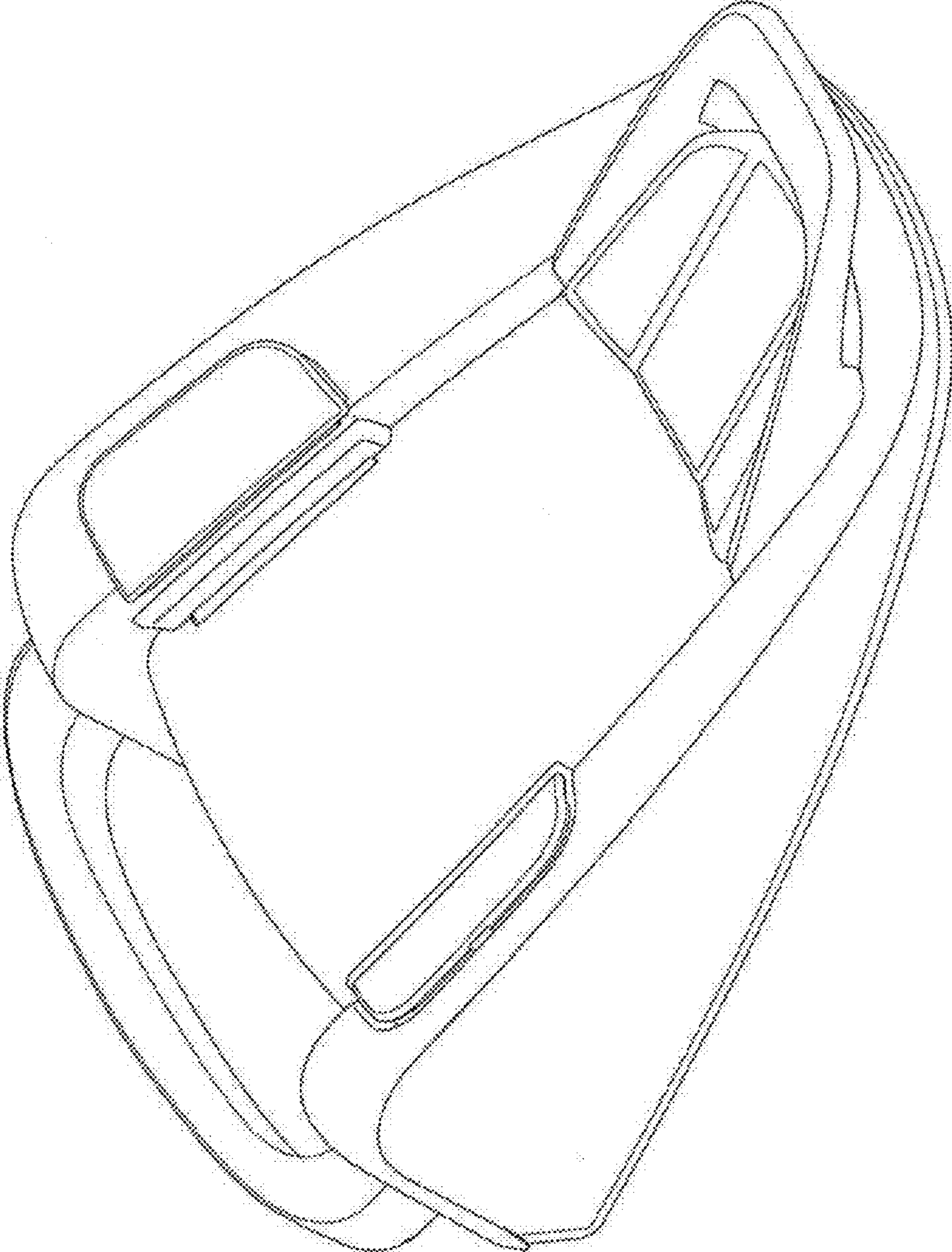


FIG. 1

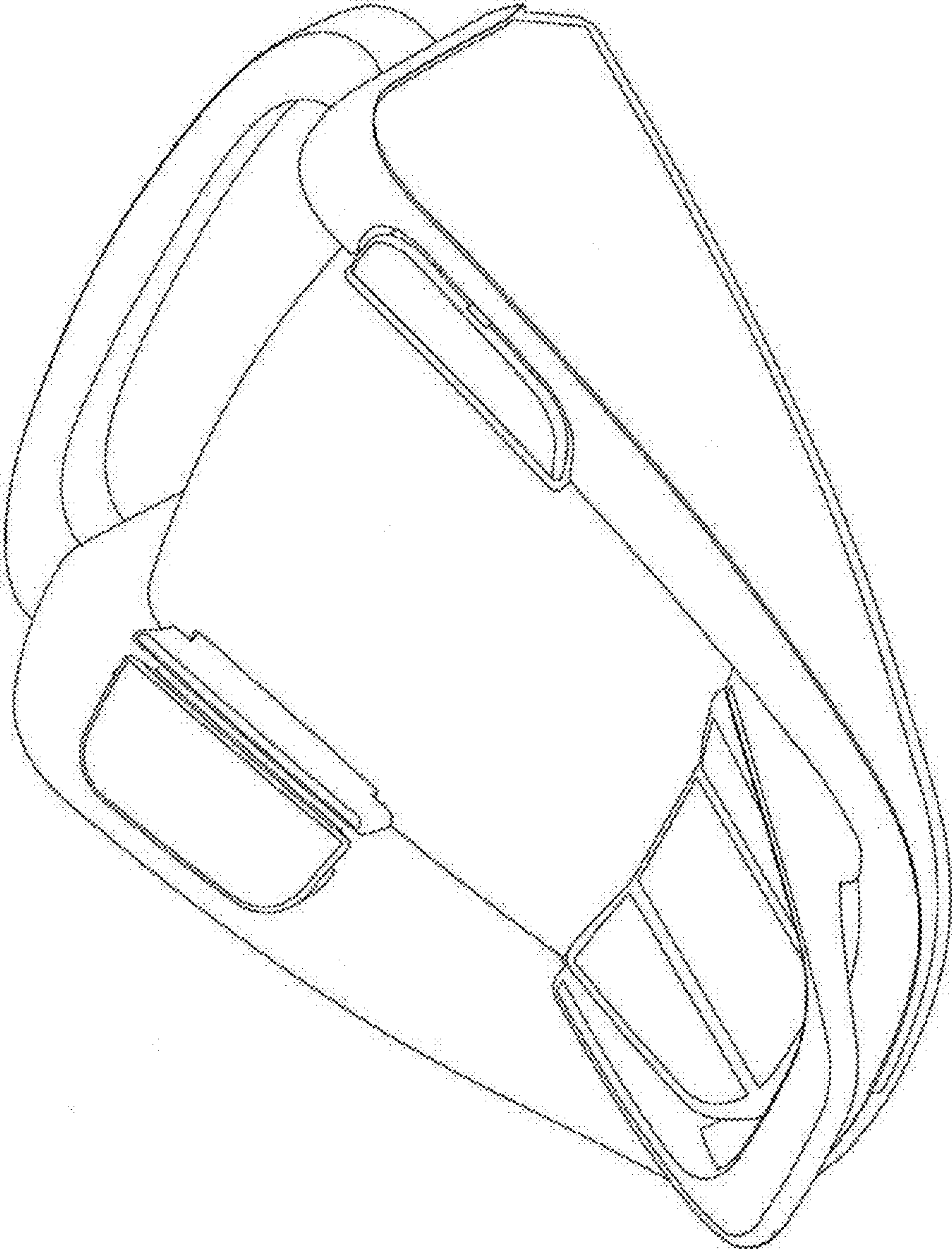


FIG. 2

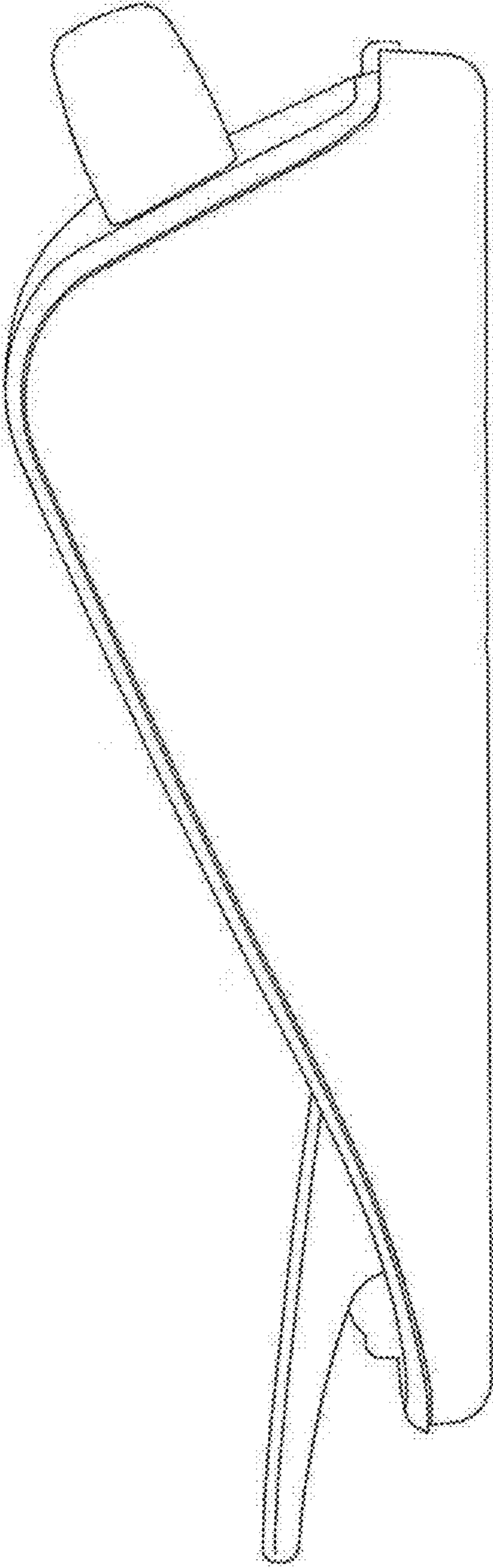


FIG. 3

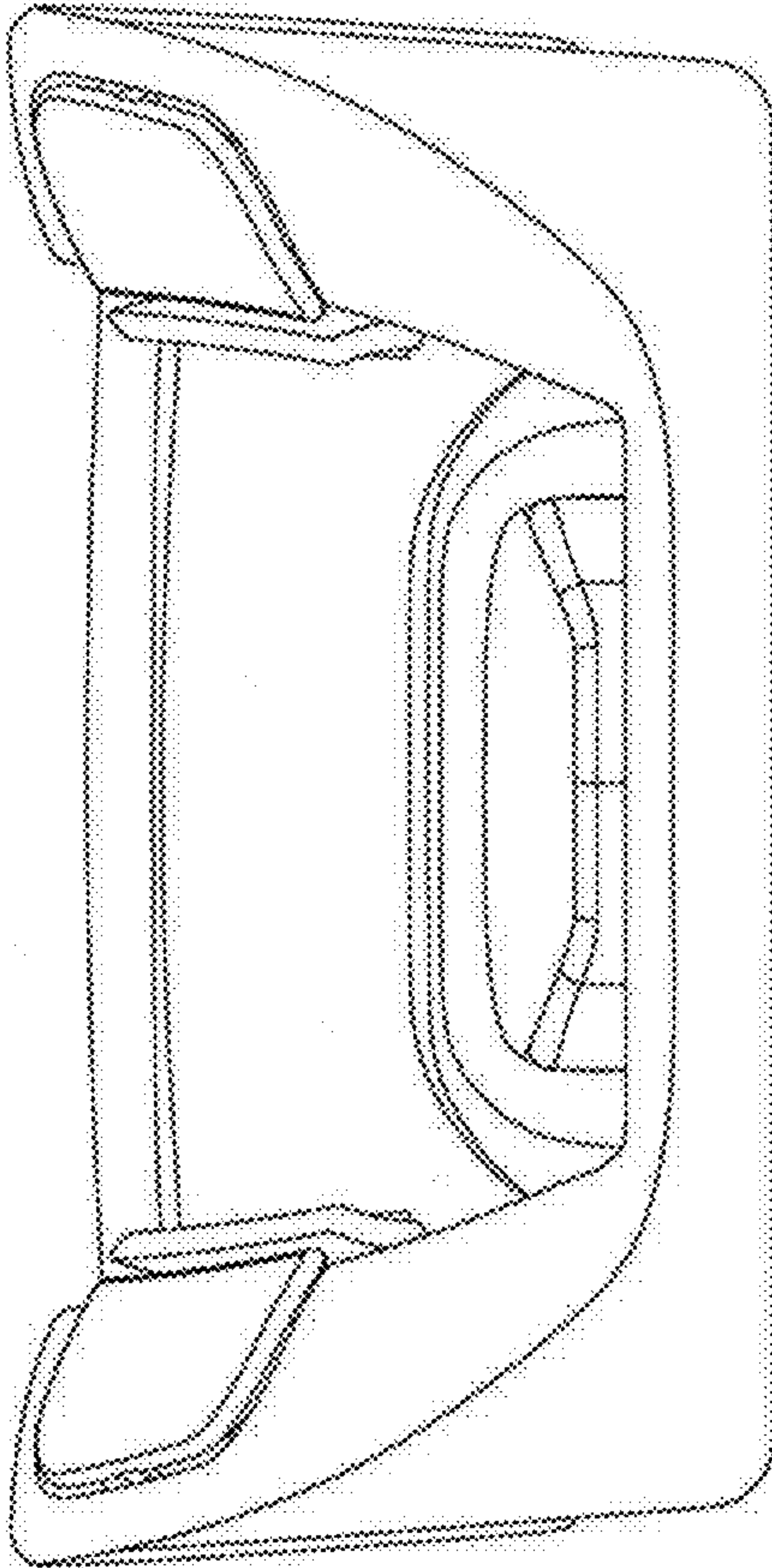


FIG. 4

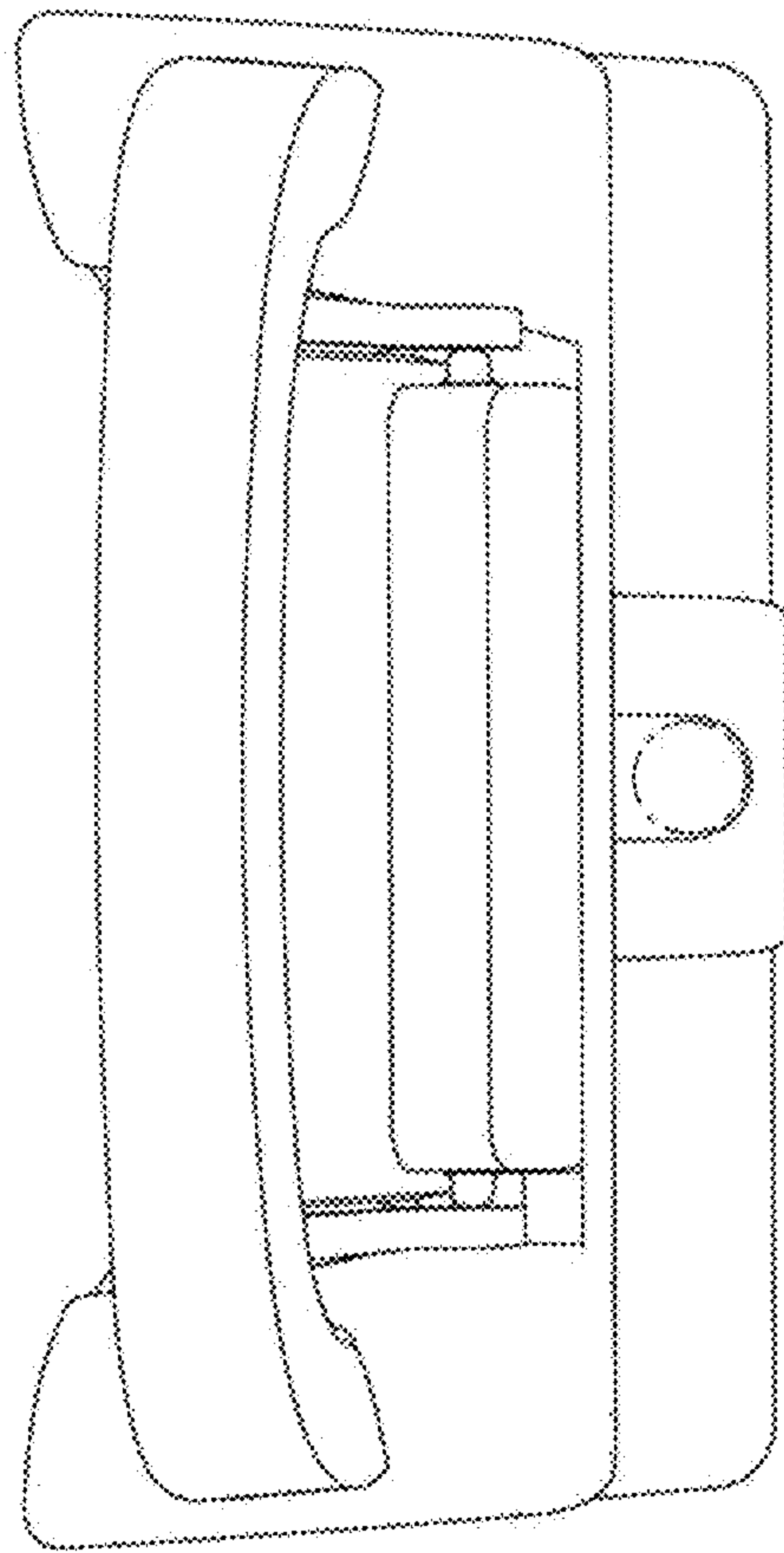


FIG. 5

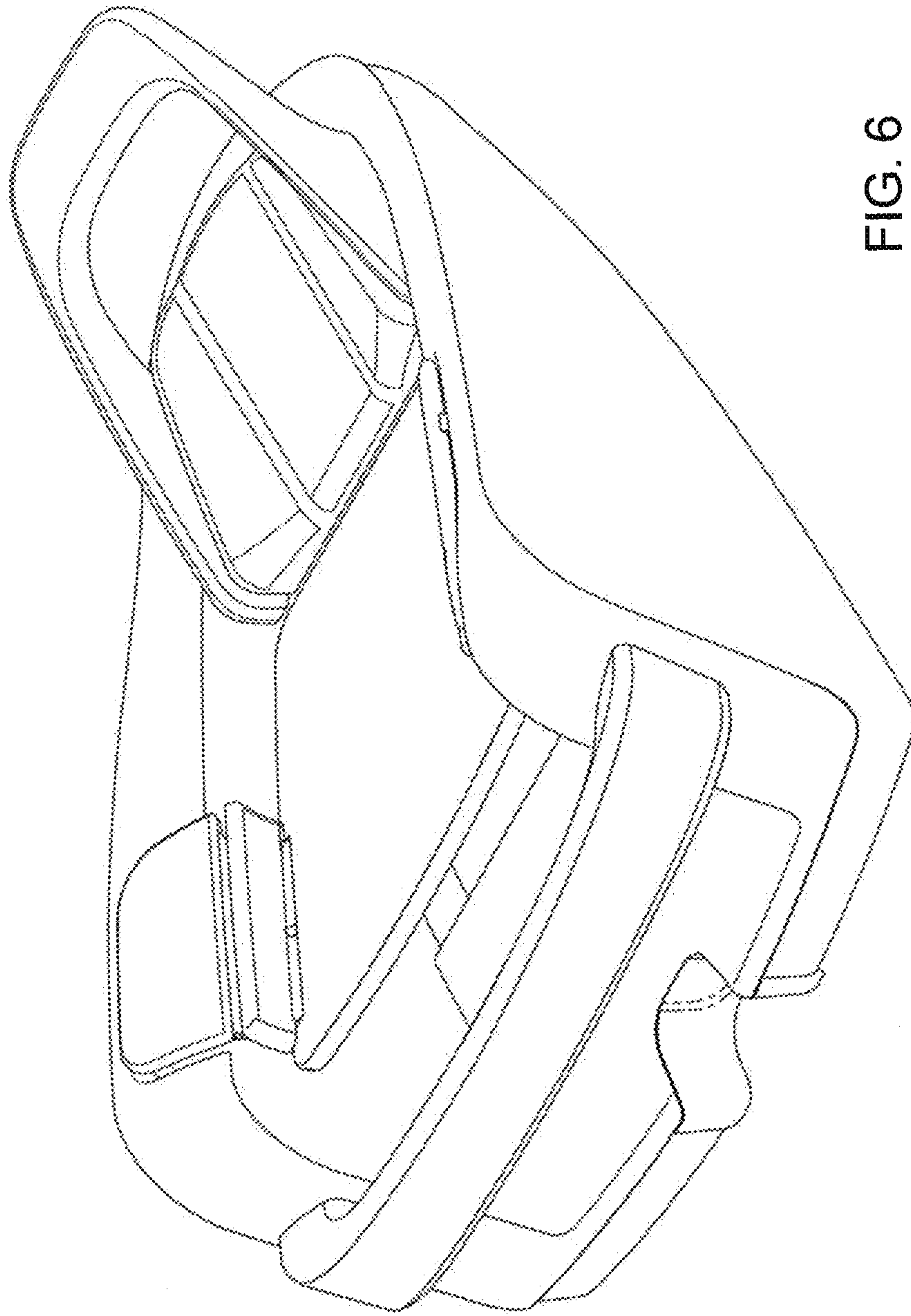


FIG. 6