



US00D708589S

(12) **United States Design Patent**  
**Kosuge**

(10) **Patent No.:** **US D708,589 S**

(45) **Date of Patent:** **\*\* Jul. 8, 2014**

(54) **REMOTE CONTROL FOR AIR  
CONDITIONER**

(71) Applicant: **Hiroyasu Kosuge**, Kusatsu (JP)

(72) Inventor: **Hiroyasu Kosuge**, Kusatsu (JP)

(73) Assignee: **Daikin Industries Ltd.**, Osaka-shi,  
Osaka-fu (JP)

(\*\*) Term: **14 Years**

(21) Appl. No.: **29/463,243**

(22) Filed: **Sep. 19, 2013**

(51) **LOC (10) Cl.** ..... **14-03**

(52) **U.S. Cl.**  
USPC ..... **D13/168**

(58) **Field of Classification Search**  
CPC ..... H03J 1/0025; H03J 9/00; H03J 9/02;  
H03J 9/04; H03J 9/06; H01H 9/0235; H04B  
1/202; G05B 11/01; G05B 2219/2642; G08C  
17/00; G08C 17/02; G08C 19/28; G08C  
23/04; G08C 2201/20; G08C 2201/30; G08C  
2201/33; G08C 2201/40; G08C 2201/91;  
G08C 2201/92; F24F 11/0012; F24F 11/0009;  
F24F 2011/0068  
USPC ..... D13/168; D10/49, 50; D14/218;  
236/1 C, 51; 340/4.3, 4.42, 12.22,  
340/12.23, 12.24, 12.29, 12.3, 12.55, 13.2,  
340/13.21, 13.24; 341/176; 345/169;  
348/734; 455/352; 700/17, 65, 83, 278

See application file for complete search history.

(56) **References Cited**

U.S. PATENT DOCUMENTS

5,454,510	A *	10/1995	Manson et al.	236/46 R
5,590,831	A *	1/1997	Manson et al.	236/51
D573,548	S *	7/2008	Chouji et al.	D13/168
D634,715	S *	3/2011	Choi et al.	D13/168
D639,750	S *	6/2011	Chouji	D13/168
D667,797	S *	9/2012	Saitou	D13/168
D693,778	S *	11/2013	Sakai et al.	D13/168
2011/0148341	A1 *	6/2011	Lee	320/101
2013/0334326	A1 *	12/2013	Shan	236/51

\* cited by examiner

*Primary Examiner* — Selina Sikder

(74) *Attorney, Agent, or Firm* — Manabu Kanesaka

(57) **CLAIM**

The ornamental design for a remote control for an air conditioner, as shown and described.

**DESCRIPTION**

FIG. 1 is a perspective view of a remote control for an air conditioner showing my new design;  
FIG. 2 is a front view thereof;  
FIG. 3 is a rear view thereof;  
FIG. 4 is a plan view thereof;  
FIG. 5 is a bottom view thereof;  
FIG. 6 is a left side view thereof; and,  
FIG. 7 is a right side view thereof.

**1 Claim, 5 Drawing Sheets**




Fig. 1

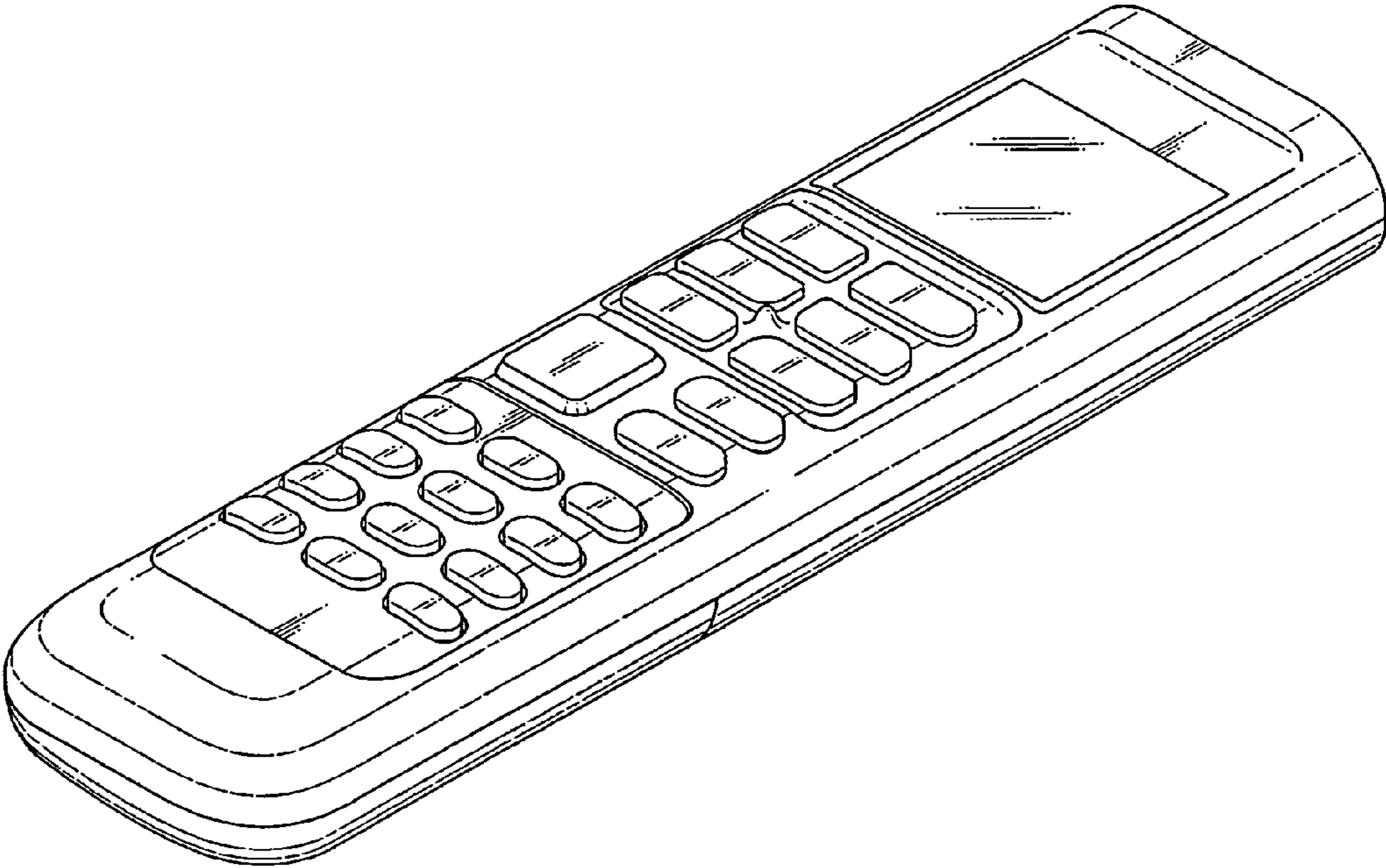


Fig. 2

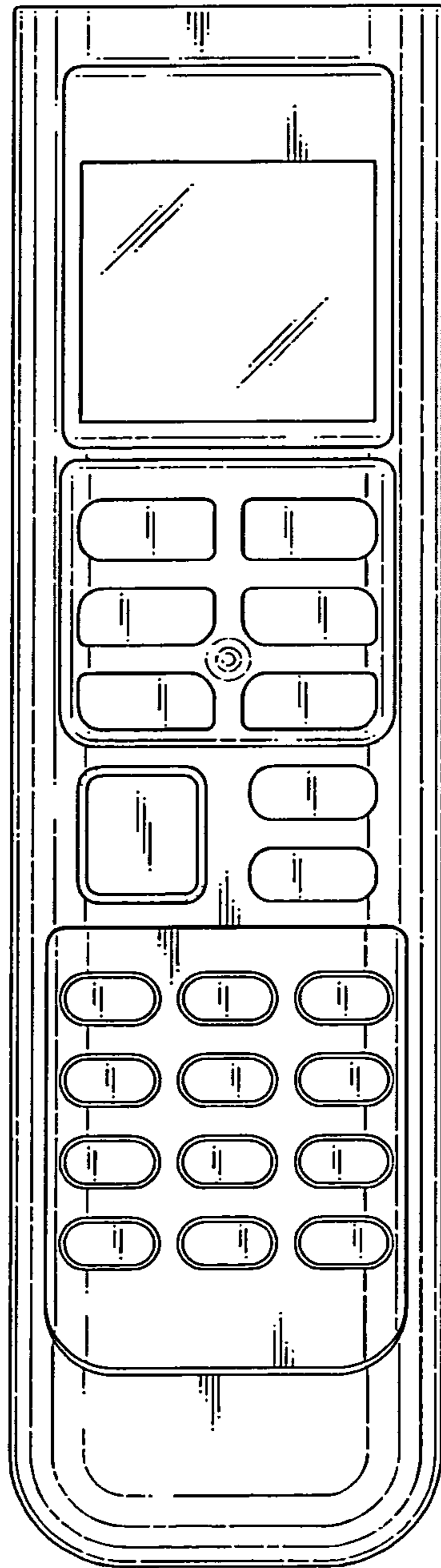


Fig. 3




Fig. 4

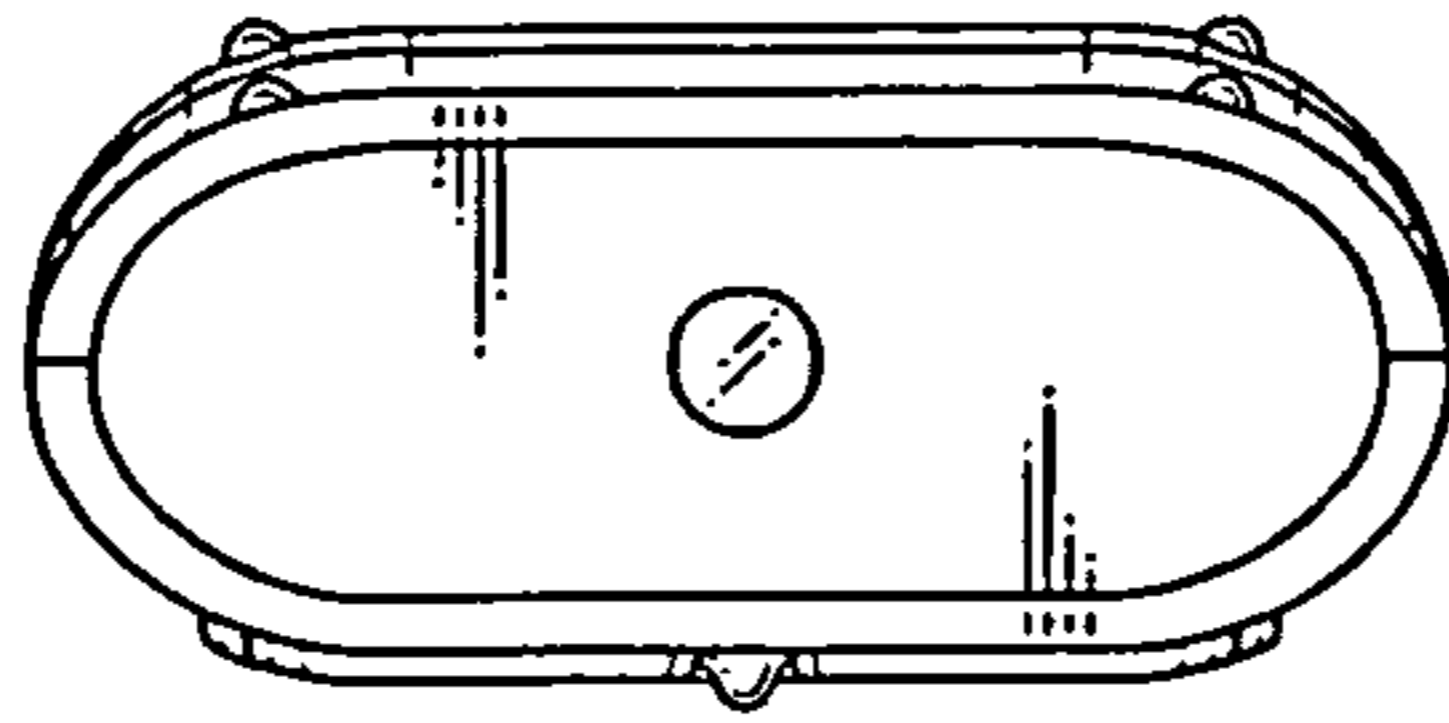


Fig. 5

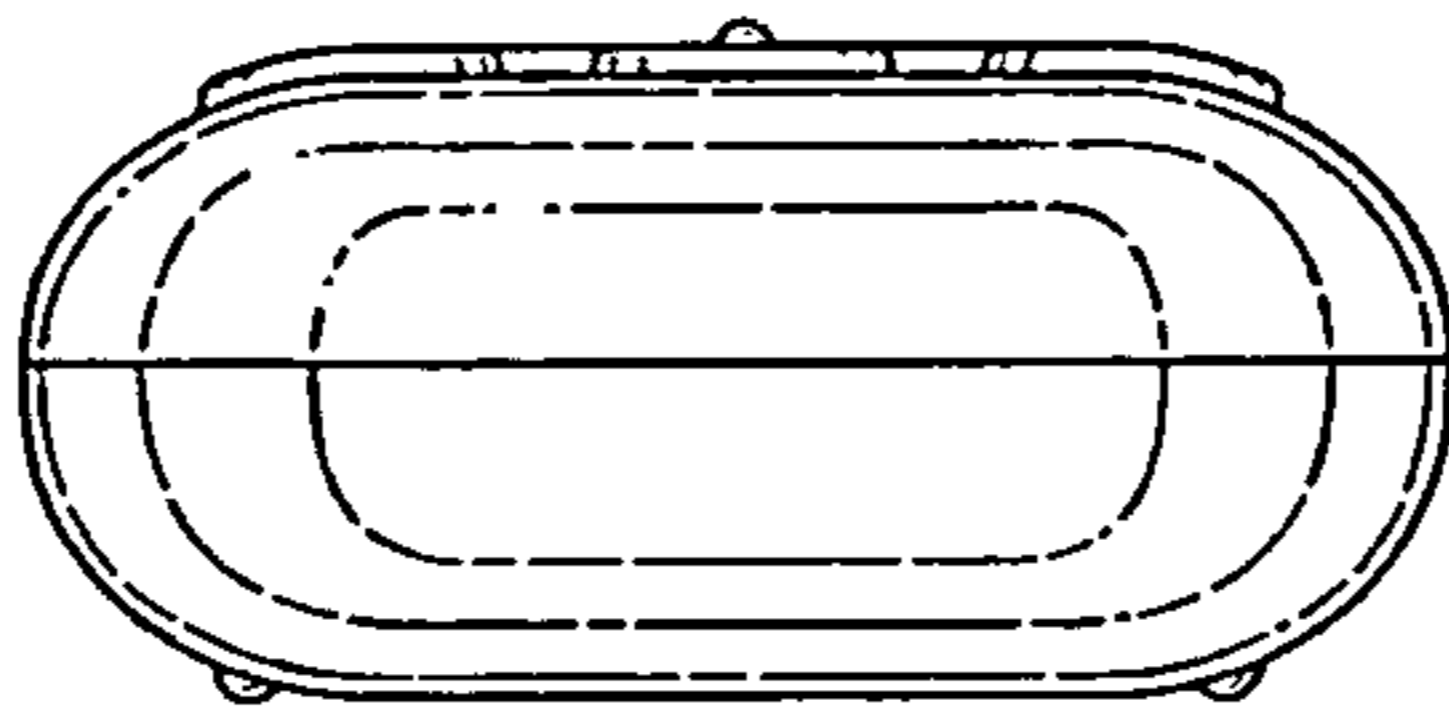


Fig. 6



Fig. 7

