



US00D708577S

(12) **United States Design Patent**
Mason

(10) **Patent No.:** **US D708,577 S**

(45) **Date of Patent:** **** Jul. 8, 2014**

(54) **SURGE COUPLER**

(71) Applicant: **Gerald Stuart Mason**, Nanaimo (CA)

(72) Inventor: **Gerald Stuart Mason**, Nanaimo (CA)

(**) Term: **14 Years**

(21) Appl. No.: **29/445,823**

(22) Filed: **Feb. 16, 2013**

(51) **LOC (10) Cl.** **13-03**

(52) **U.S. Cl.**
USPC **D13/133**

(58) **Field of Classification Search**
USPC D13/133, 146, 147, 151, 154, 184, 199,
D13/159-160, 139.6; 188/3 H, 106 F;
280/428; 439/34, 35, 246, 278, 374,
439/378, 380, 527, 535, 620.01, 620.15,
439/892, 893, 894

See application file for complete search history.

(56) **References Cited**

U.S. PATENT DOCUMENTS

D223,198	S	*	3/1972	Uerikon et al.	D13/184
D314,176	S	*	1/1991	Weber et al.	D13/133
5,414,584	A	*	5/1995	Young	361/115
6,107,567	A	*	8/2000	Blalock	174/58
6,492,590	B1	*	12/2002	Cheng	174/50
D474,449	S	*	5/2003	Rosander	D13/147
6,781,497	B1	*	8/2004	Savino et al.	336/175
D565,443	S	*	4/2008	Frake et al.	D10/78

D638,363	S	*	5/2011	Ledbetter et al.	D13/147
D638,364	S	*	5/2011	Ledbetter et al.	D13/147
8,031,456	B2	*	10/2011	Wang	361/118
8,314,332	B1	*	11/2012	Shotey et al.	174/50
D673,919	S	*	1/2013	Chung	D13/160
8,404,972	B1	*	3/2013	Shotey et al.	174/50
2009/0011629	A1	*	1/2009	Wang et al.	439/188
2014/0009858	A1	*	1/2014	Suchy	361/91.1

* cited by examiner

Primary Examiner — Thomas Johannes

Assistant Examiner — Khawaja Anwar

(74) *Attorney, Agent, or Firm* — Greg L Martinez

(57) **CLAIM**

The ornamental design for a surge coupler, as shown and described.

DESCRIPTION

FIG. 1 is a top perspective view of a surge coupler showing my new design;

FIG. 2 is bottom perspective view thereof;

FIG. 3 is a top view thereof;

FIG. 4 is front view thereof;

FIG. 5 is a side view thereof;

FIG. 6 is a back view thereof;

FIG. 7 is a side view thereof; and,

FIG. 8 is a bottom view thereof.

The broken lines shown in FIGS. 1, 2, 4 and 8 depict unclaimed environmental subject matter only and form no part of the claimed design.

1 Claim, 8 Drawing Sheets




FIG. 1




FIG. 2




FIG. 3

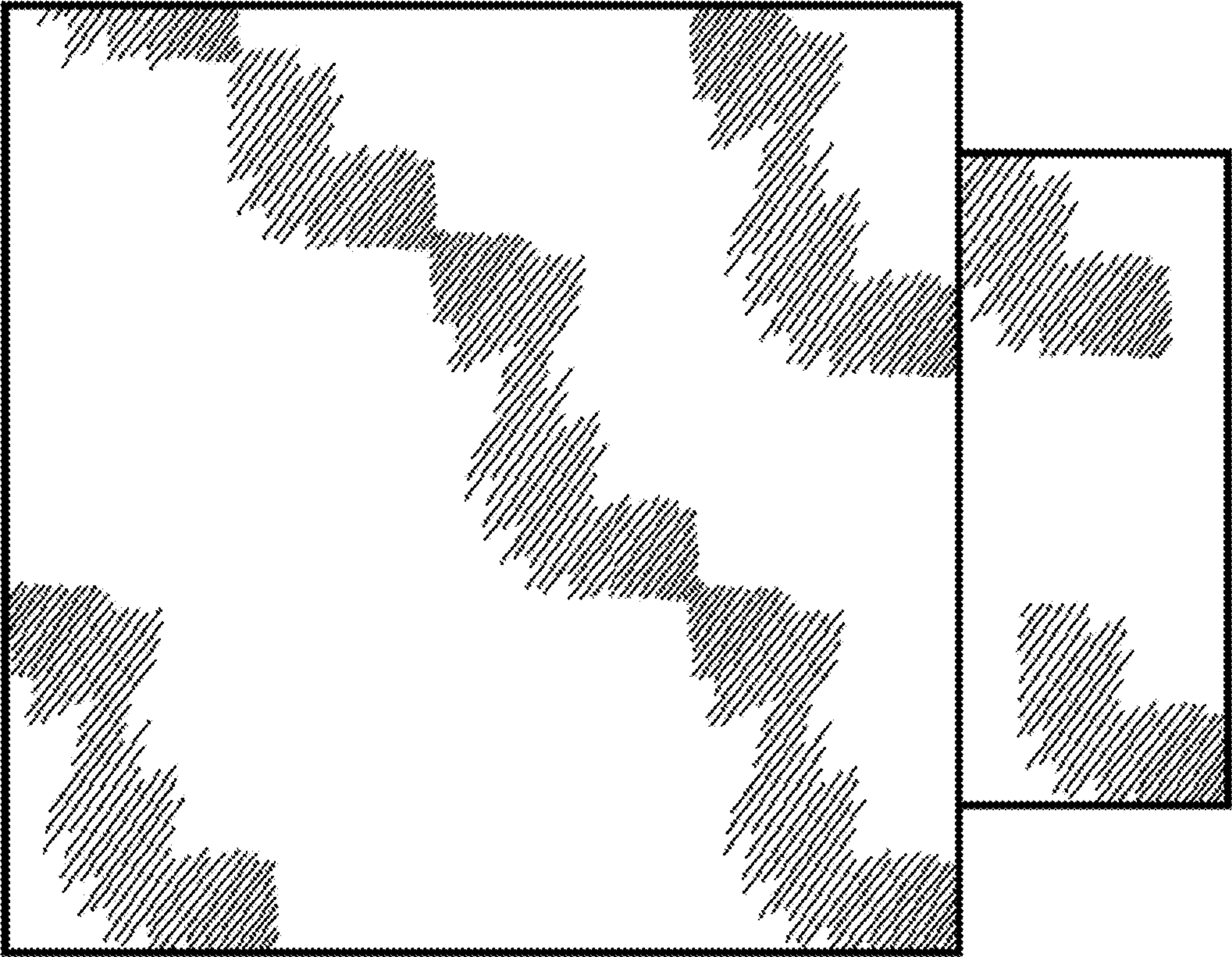


FIG. 4

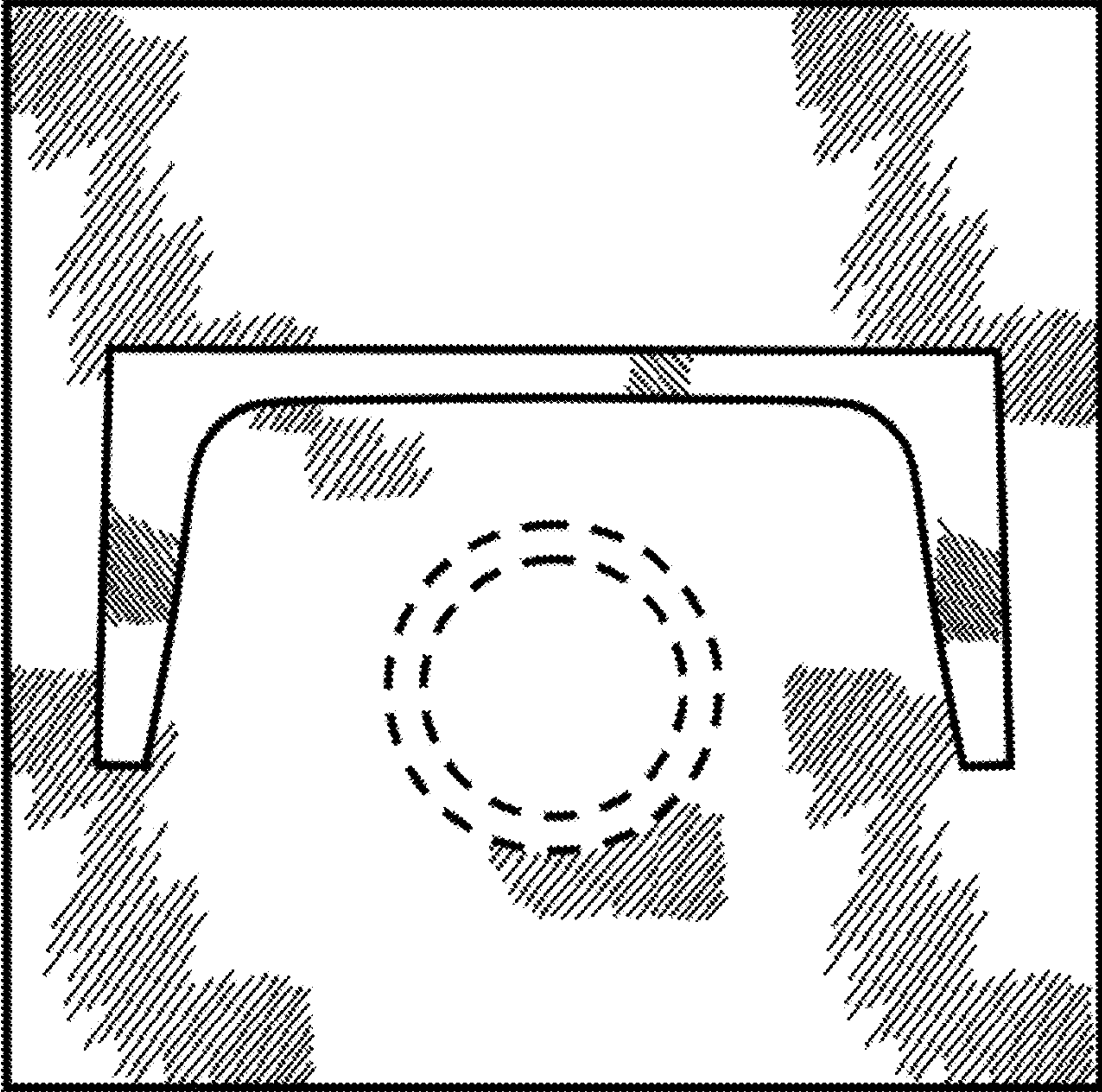


FIG. 5

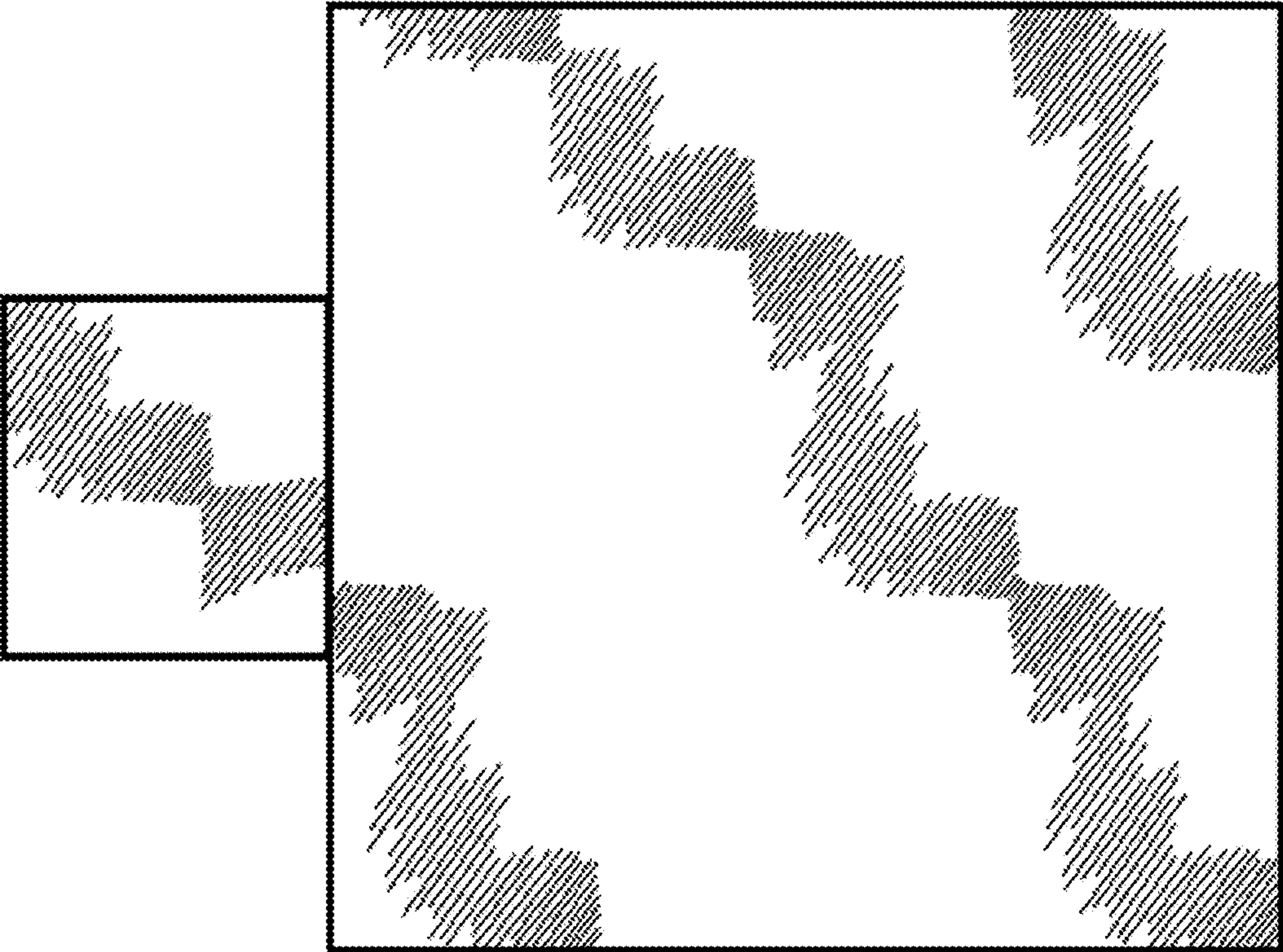


FIG. 6




FIG. 7

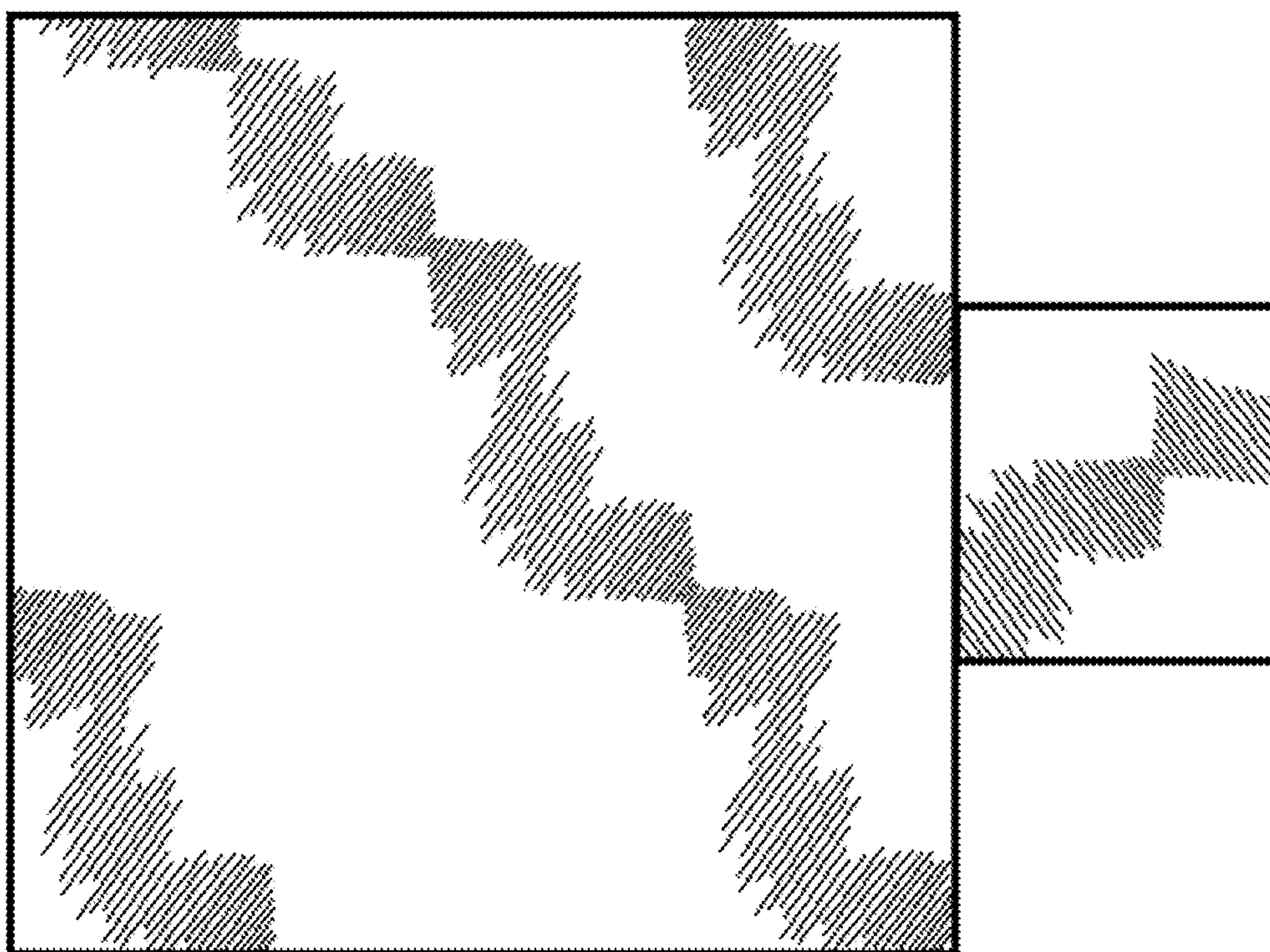


FIG. 8

