



US00D708569S

(12) **United States Design Patent**  
**Beckerman et al.**

(10) **Patent No.:** **US D708,569 S**

(45) **Date of Patent:** **\*\* Jul. 8, 2014**

(54) **FRAMELESS SOLAR MODULE**

(71) Applicant: **Prism Solar Technologies, Inc.**,  
Highland, NY (US)

(72) Inventors: **Wayne Beckerman**, Stone Ridge, NY  
(US); **Jose E. Castillo-Aguilella**,  
Tucson, AZ (US); **Paul S. Hauser**,  
Tucson, AZ (US); **Kevin Randall**  
**Stewart**, Niskayuna, NY (US)

(73) Assignee: **Prism Solar Technologies, Inc.**,  
Highland, NY (US)

(\*) Notice: This patent is subject to a terminal dis-  
claimer.

(\*\*) Term: **14 Years**

(21) Appl. No.: **29/448,713**

(22) Filed: **Mar. 13, 2013**

(51) **LOC (10) Cl.** ..... **13-02**

(52) **U.S. Cl.**  
USPC ..... **D13/102**

(58) **Field of Classification Search**  
USPC ..... D13/102, 101, 103, 107, 108, 110, 199;  
136/243, 244, 245, 246, 251, 252, 259;  
320/101, 102, 107, 108; 361/600, 601,  
361/728, 730

See application file for complete search history.

(56) **References Cited**

U.S. PATENT DOCUMENTS

D380,191	S	*	6/1997	White	.....	D13/102
D469,057	S	*	1/2003	Shugar	.....	D13/102
D573,943	S	*	7/2008	Ono et al.	.....	D13/102
D613,243	S	*	4/2010	Burt	.....	D13/102
D628,534	S	*	12/2010	Daniel	.....	D13/102
2010/0126561	A1	*	5/2010	Reich	.....	136/251

\* cited by examiner

*Primary Examiner* — Derrick Holland

(74) *Attorney, Agent, or Firm* — Yakov Sidorin; Quarles &  
Brady LLP

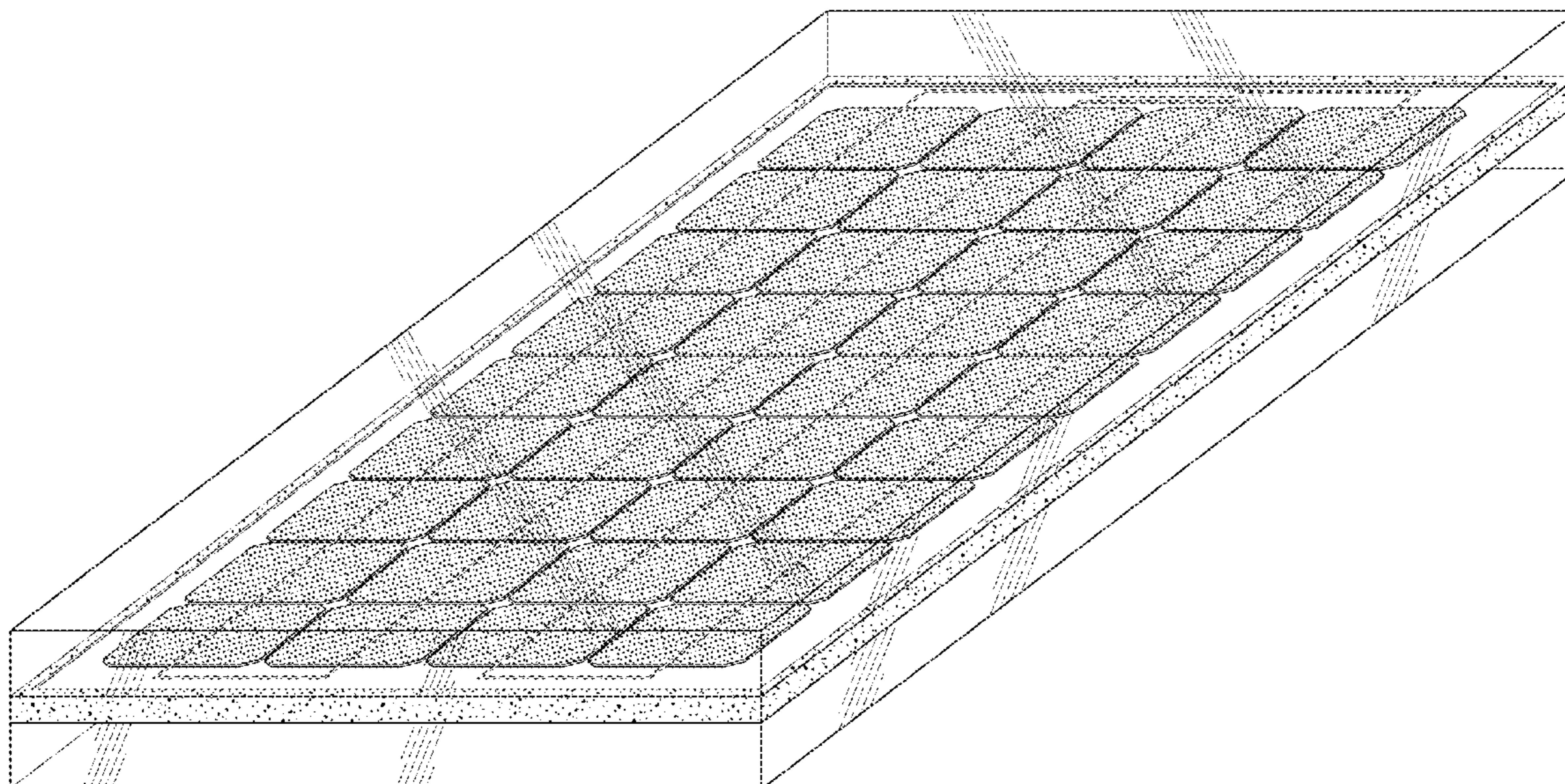
(57) **CLAIM**

The ornamental design for a frameless solar module, as  
shown and described.

**DESCRIPTION**

FIG. 1 is a perspective view of a frameless solar module  
showing our new design;  
FIG. 2 is a top plan view thereof;  
FIG. 3 is a bottom plan view thereof;  
FIG. 4 is a first side elevational view thereof;  
FIG. 5 is a second side elevational view thereof;  
FIG. 6 is a third side elevational view thereof; and,  
FIG. 7 is a fourth side elevational view thereof.  
The broken lines shown represent unclaimed subject matter  
and form no part of the claimed design.

**1 Claim, 5 Drawing Sheets**





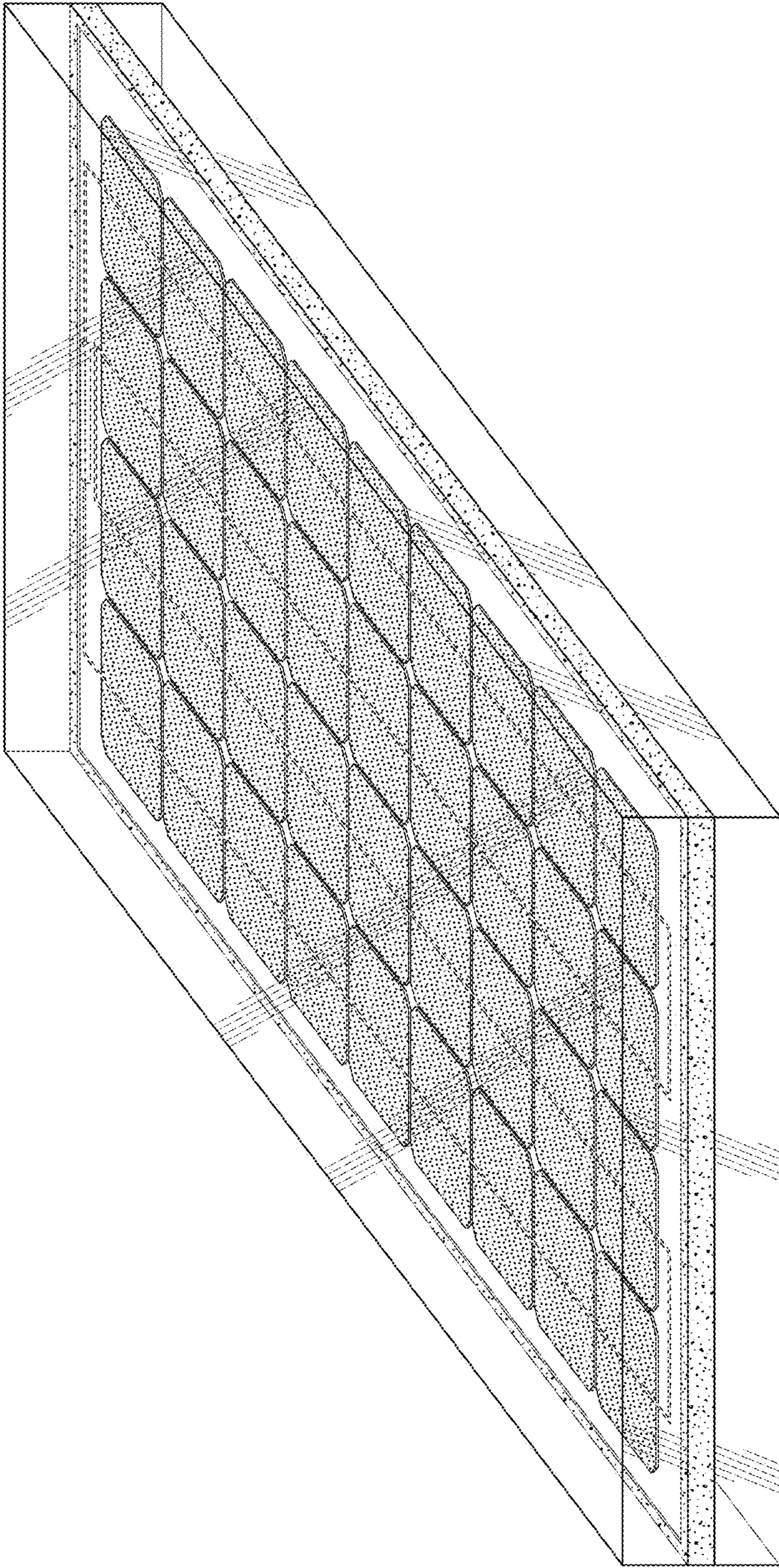


FIG. 1






FIG. 2



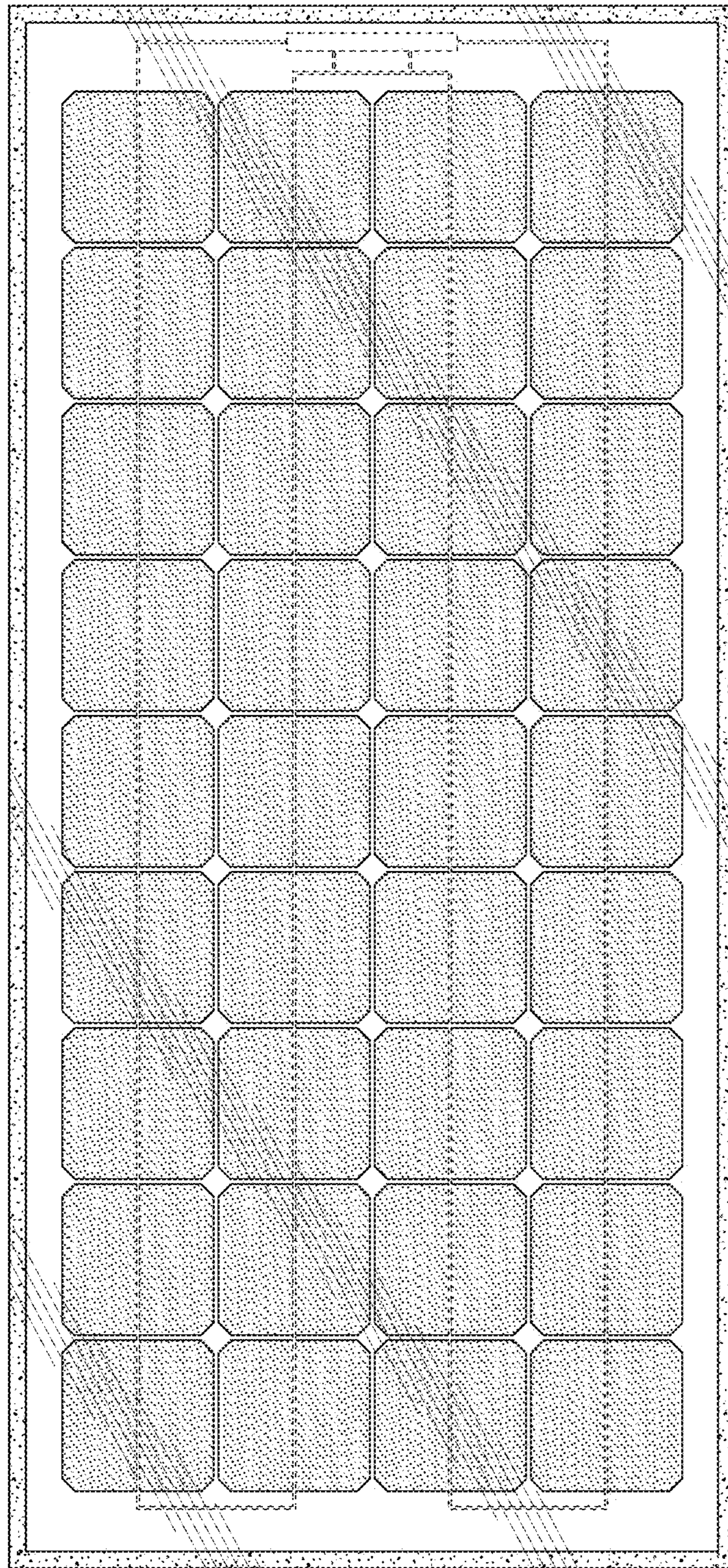


FIG. 3

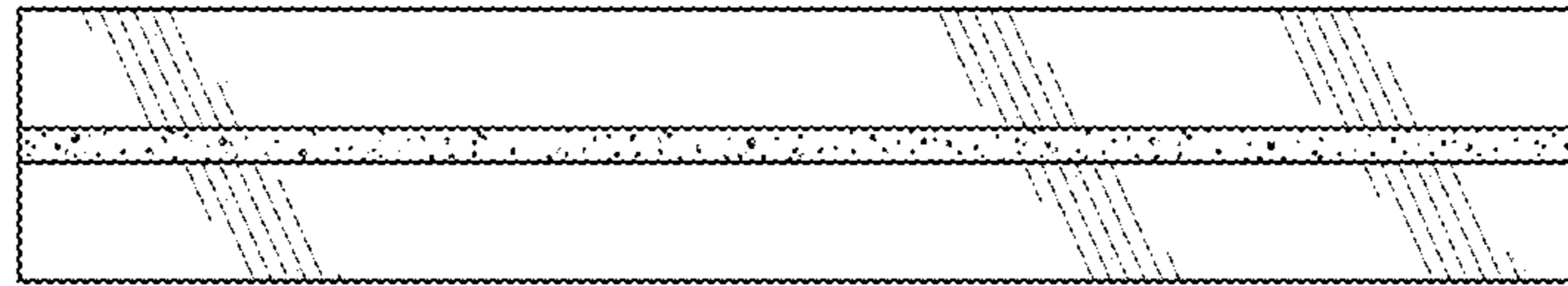


FIG. 4

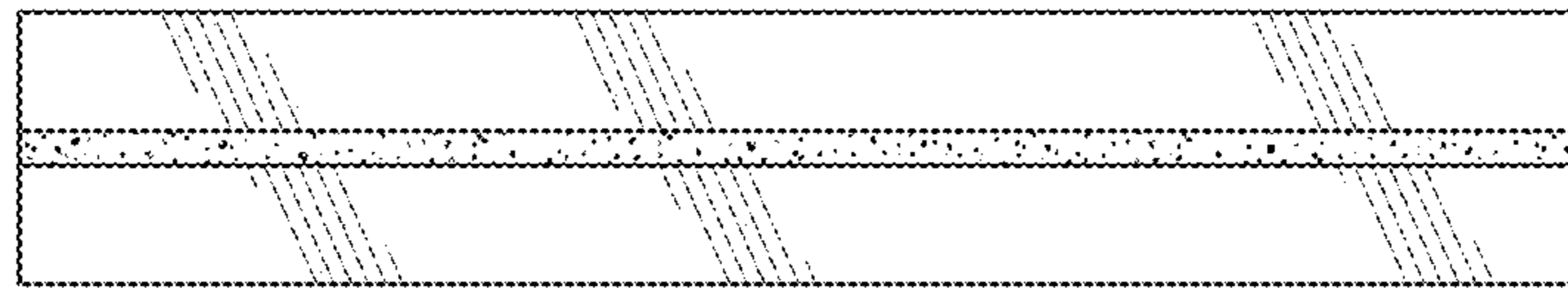


FIG. 5






FIG. 6

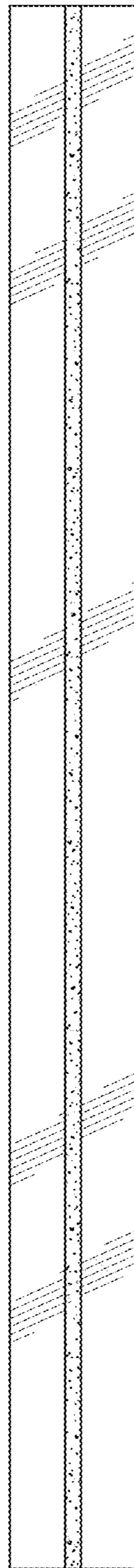


FIG. 7