



US00D708566S

(12) **United States Design Patent**  
**Wang**

(10) **Patent No.:** **US D708,566 S**

(45) **Date of Patent:** **\*\* Jul. 8, 2014**

(54) **TIRE TREAD**

(71) Applicant: **Fortune Gold Enterprises Ltd, Mahe (SC)**

(72) Inventor: **Feng Wang, Shandong (CN)**

(73) Assignee: **Fortune Gold Enterprises Ltd., Mahe (SC)**

(\*\*) Term: **14 Years**

(21) Appl. No.: **29/477,426**

(22) Filed: **Dec. 20, 2013**

(51) **LOC (10) Cl.** ..... **12-15**

(52) **U.S. Cl.**  
USPC ..... **D12/551**

(58) **Field of Classification Search**  
USPC ..... D12/533-567, 900-901;  
152/209.1-209.9, 209.11-209.19,  
152/209.21-209.28, 455

See application file for complete search history.

(56) **References Cited**

**U.S. PATENT DOCUMENTS**

D427,953 S *	7/2000	Murata	.....	D12/552
D459,290 S *	6/2002	Weber et al.	.....	D12/551
D471,150 S *	3/2003	Endo et al.	.....	D12/551
D471,858 S *	3/2003	Endo et al.	.....	D12/551
D487,424 S *	3/2004	Takahashi et al.	.....	D12/551

D549,158 S *	8/2007	Heinen et al.	.....	D12/551
D581,349 S *	11/2008	Ibaraki	.....	D12/552
D588,527 S *	3/2009	Sato	.....	D12/551
D588,981 S *	3/2009	Ibaraki	.....	D12/551
D607,810 S *	1/2010	Oizumi et al.	.....	D12/552
D670,234 S *	11/2012	Rittweger	.....	D12/552

\* cited by examiner

*Primary Examiner* — Stacia Cadmus

(74) *Attorney, Agent, or Firm* — Vidas, Arrett & Steinkraus

(57) **CLAIM**

The ornamental design for a tire tread, as shown and described.

**DESCRIPTION**

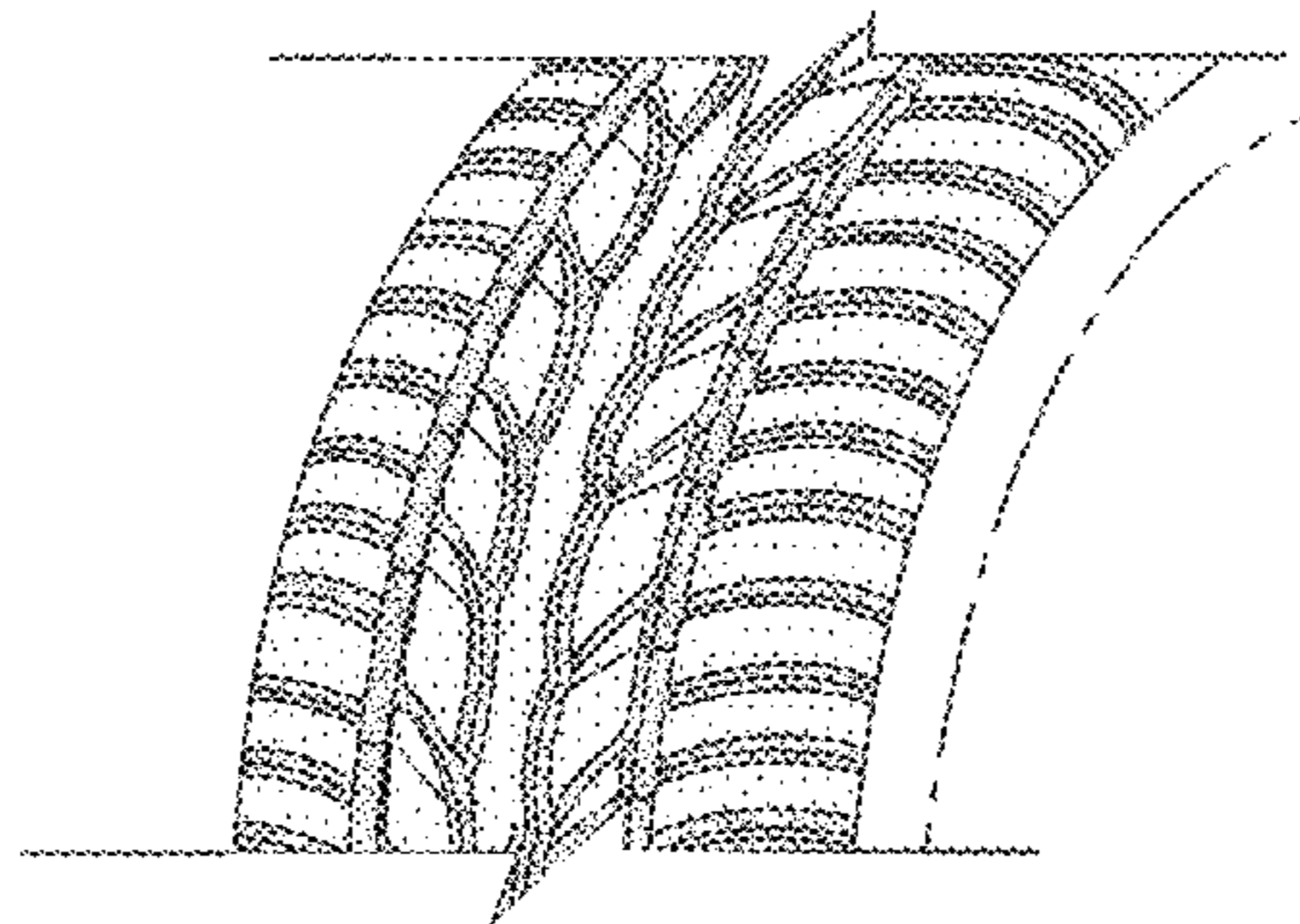
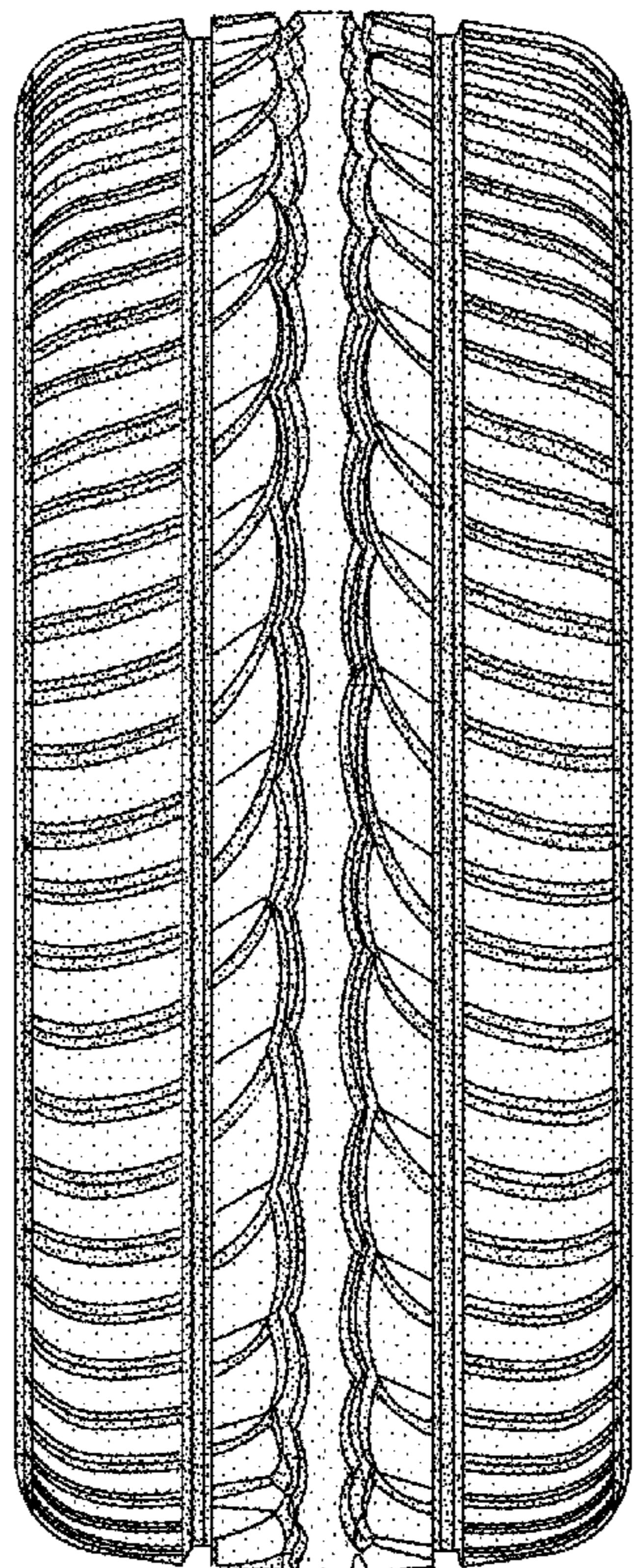
FIG. 1 is a front elevational view of the tire tread, it being understood that the tread pattern is repeated throughout the circumference of the tire tread, the opposite side being the same as that shown.

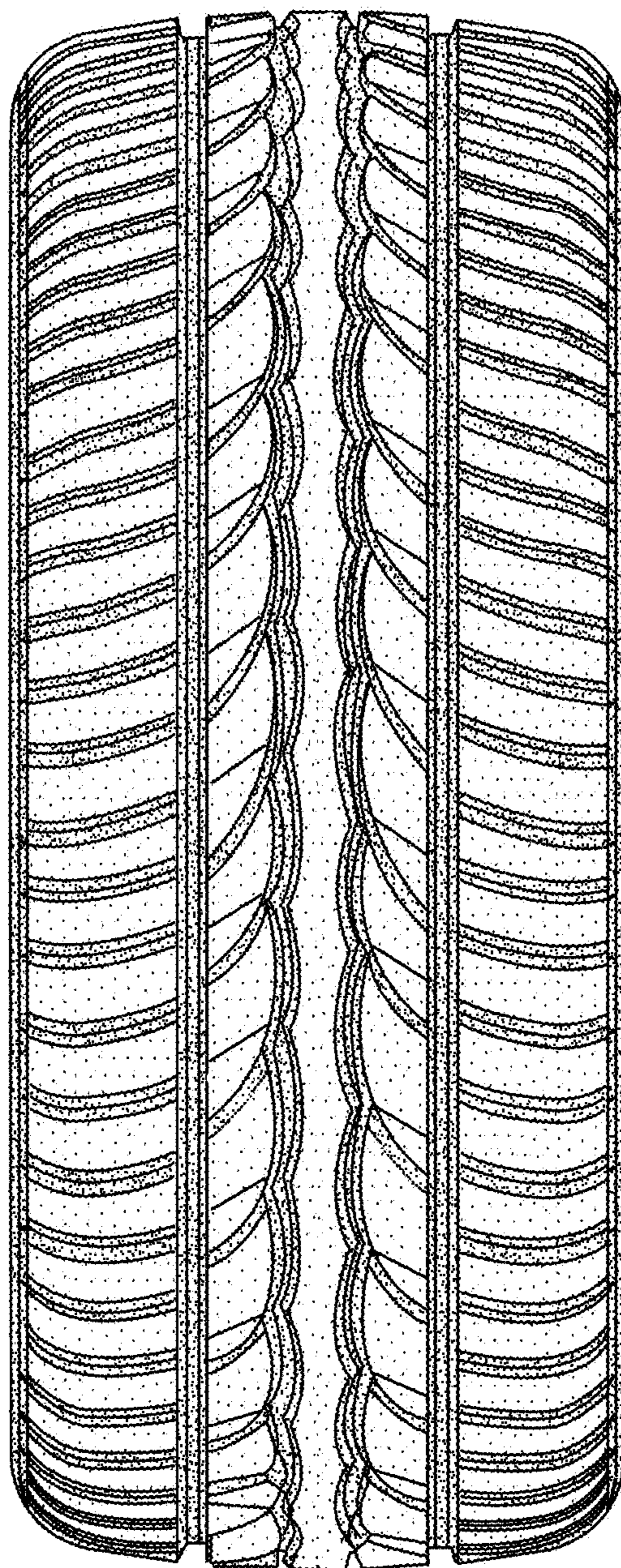
FIG. 2 is a fragmentary perspective view of the tire tread, it being understood that the tread pattern is repeated throughout the circumference of the tire tread shown on a reduced scale from FIG. 1; and,

FIG. 3 is a side elevational view of the right side of the tire tread shown on a reduced scale from FIG. 1, the opposite side being identical thereto.

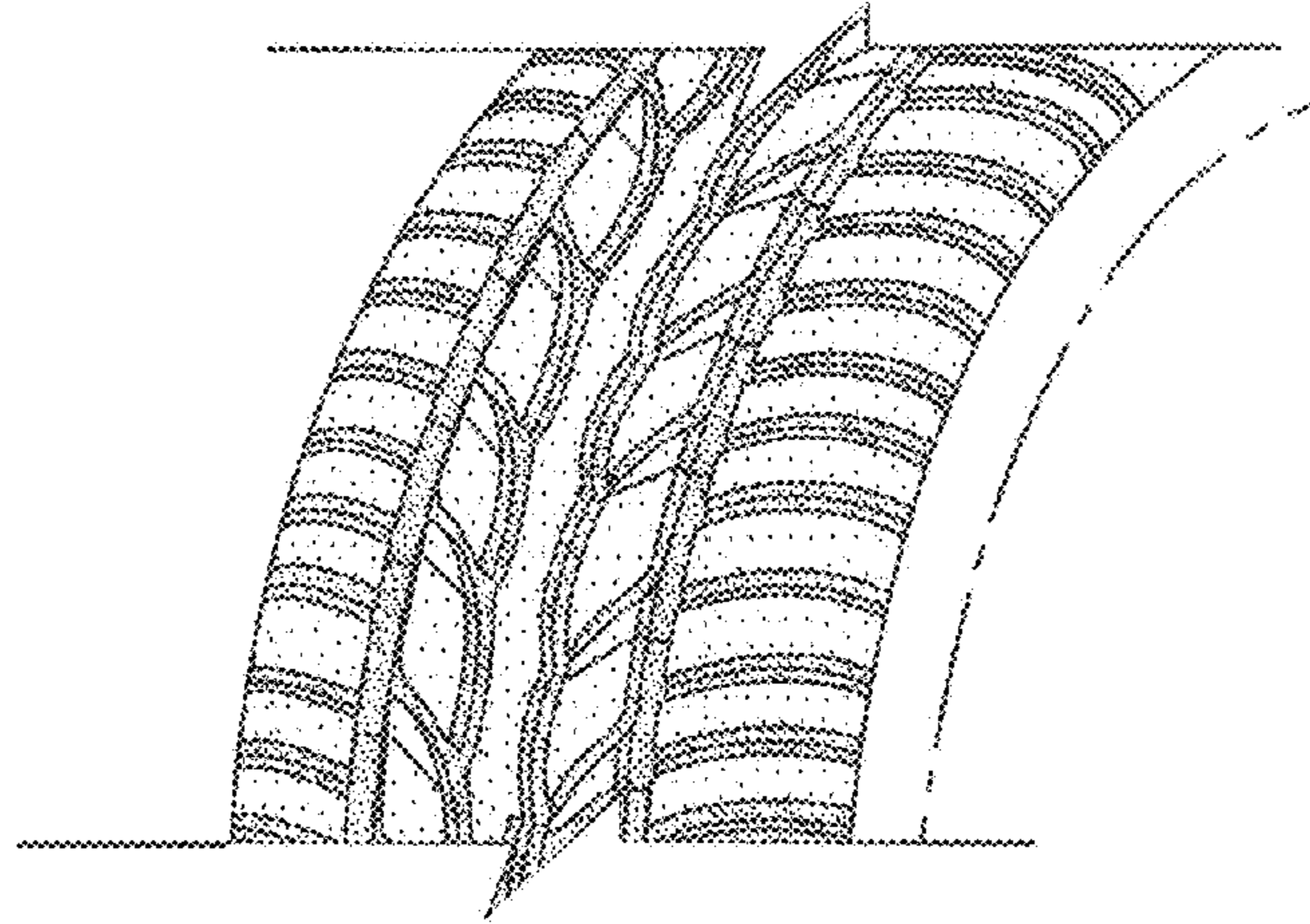
The broken lines in FIGS. 1-3 form the boundary of the claim, with the broken lines themselves forming no part of the claimed design.

**1 Claim, 2 Drawing Sheets**

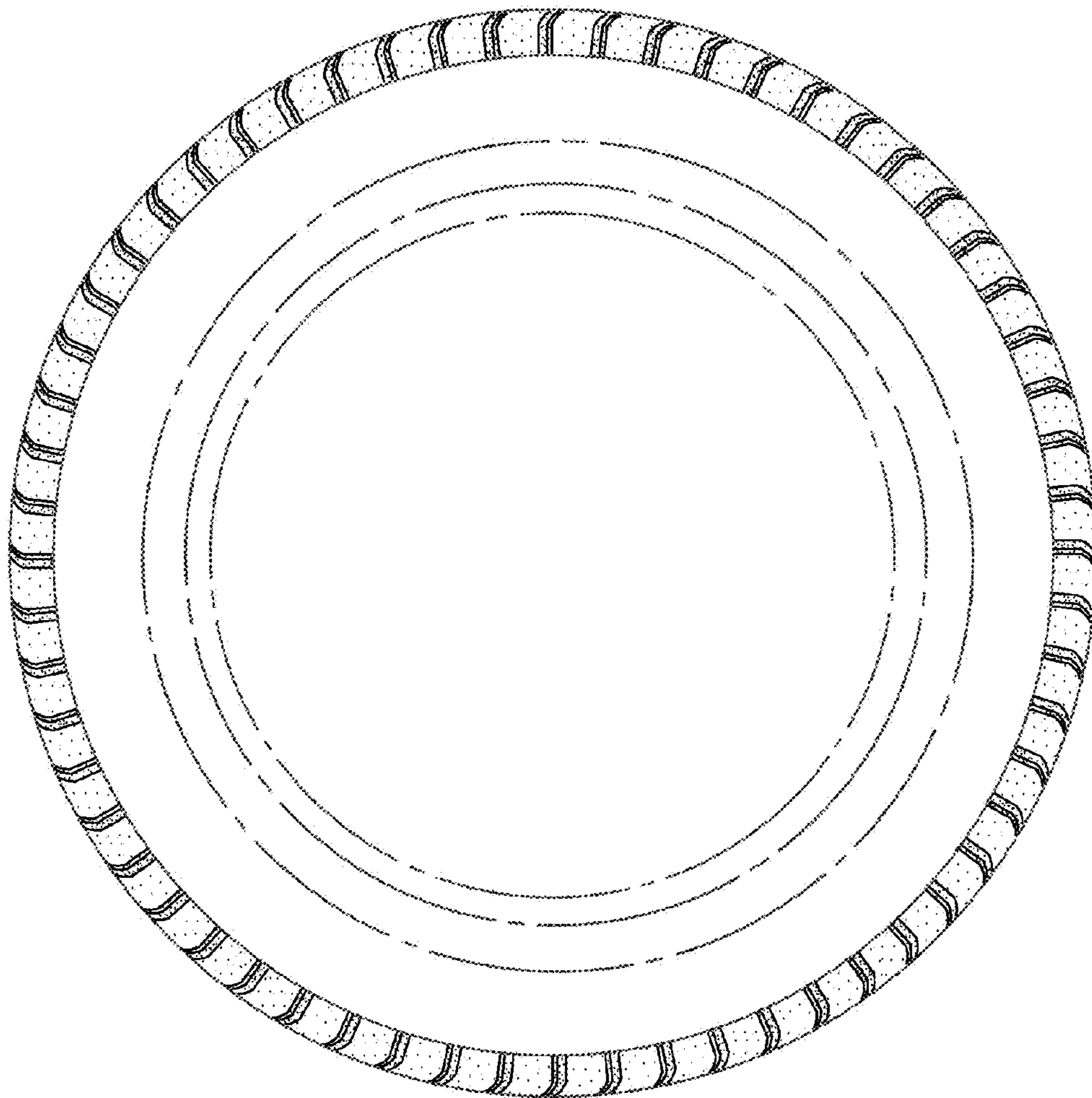




*Fig. 1*



*Fig. 2*



*Fig. 3*