



US00D708561S

(12) **United States Design Patent**
Chou et al.

(10) **Patent No.:** **US D708,561 S**
(45) **Date of Patent:** **** Jul. 8, 2014**

(54) **DIAMOND EXHAUST STACK FOR TRANSPORTATION VEHICLE**

(56) **References Cited**

U.S. PATENT DOCUMENTS

(71) Applicants: **Chiahua Eleanor Chou**, Schaumburg, IL (US); **Craig Massner**, Naperville, IL (US)

2,909,235 A *	10/1959	Beranek	181/252
D539,893 S *	4/2007	Badick	D23/371
D617,705 S *	6/2010	Cunningham	D12/194
D688,613 S *	8/2013	Chou et al.	D12/194

(72) Inventors: **Chiahua Eleanor Chou**, Schaumburg, IL (US); **Craig Massner**, Naperville, IL (US)

* cited by examiner

Primary Examiner — Michael A Pratt
(74) *Attorney, Agent, or Firm* — WPAT, P.C.; Anthony King

(**) Term: **14 Years**

(57) **CLAIM**

(21) Appl. No.: **29/468,542**

The ornamental design of an diamond exhaust stack for transportation vehicle, as shown and described.

(22) Filed: **Oct. 1, 2013**

DESCRIPTION

(51) **LOC (10) Cl.** **12-16**

(52) **U.S. Cl.**
USPC **D12/194**

(58) **Field of Classification Search**
USPC D12/194; D15/5; 293/113; 29/890.08; 180/89.2, 296, 309; 181/247-249, 264, 181/282, 239-241, 227, 228; 60/303, 313, 60/323; 138/37-39, 44, 103, 109

FIG. 1 is a three dimensional view of an diamond exhaust stack for transportation vehicle such as a truck;
FIG. 2 is a left side view thereof;
FIG. 3 is a right side view thereof;
FIG. 4 is a rear elevational view thereof;
FIG. 5 is a front elevational view thereof;
FIG. 6 is a top plan view thereof; and,
FIG. 7 is a bottom plan view thereof.

See application file for complete search history.

1 Claim, 4 Drawing Sheets




FIG. 1




FIG. 2




FIG. 3




FIG. 4




FIG. 5

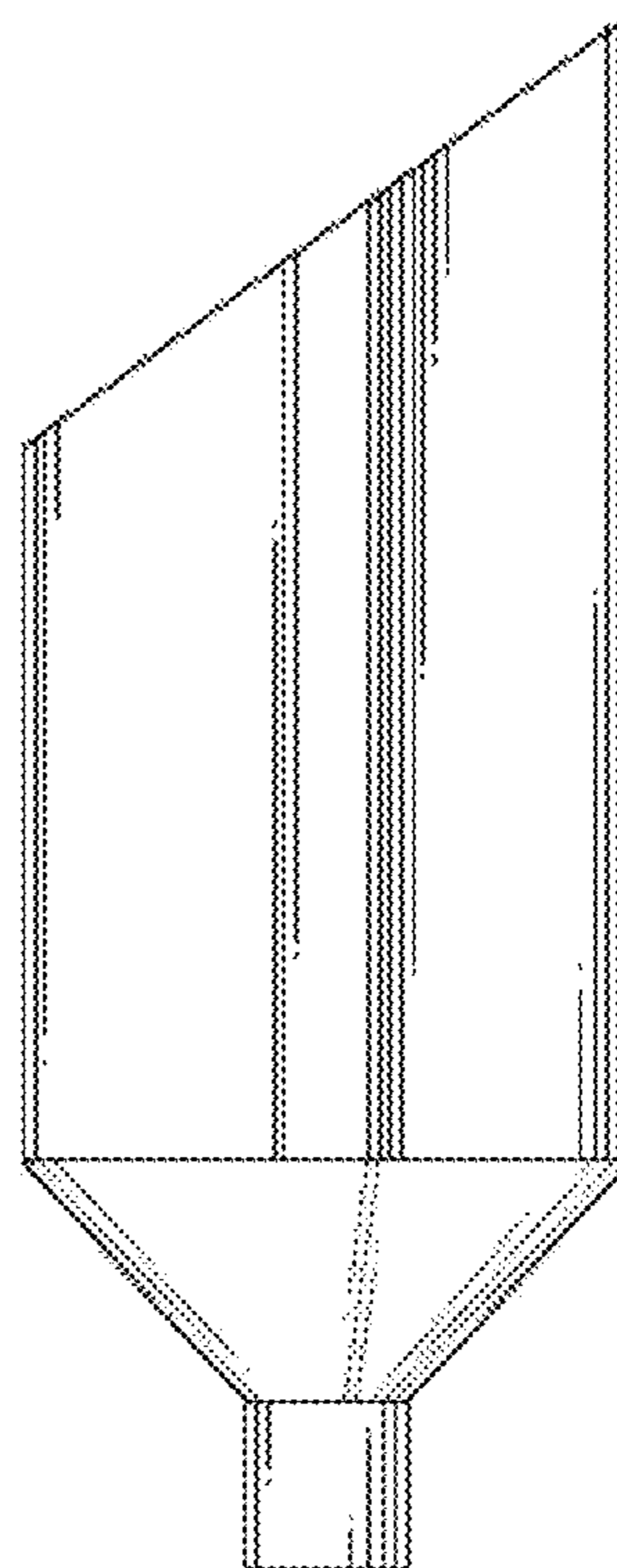


FIG. 6

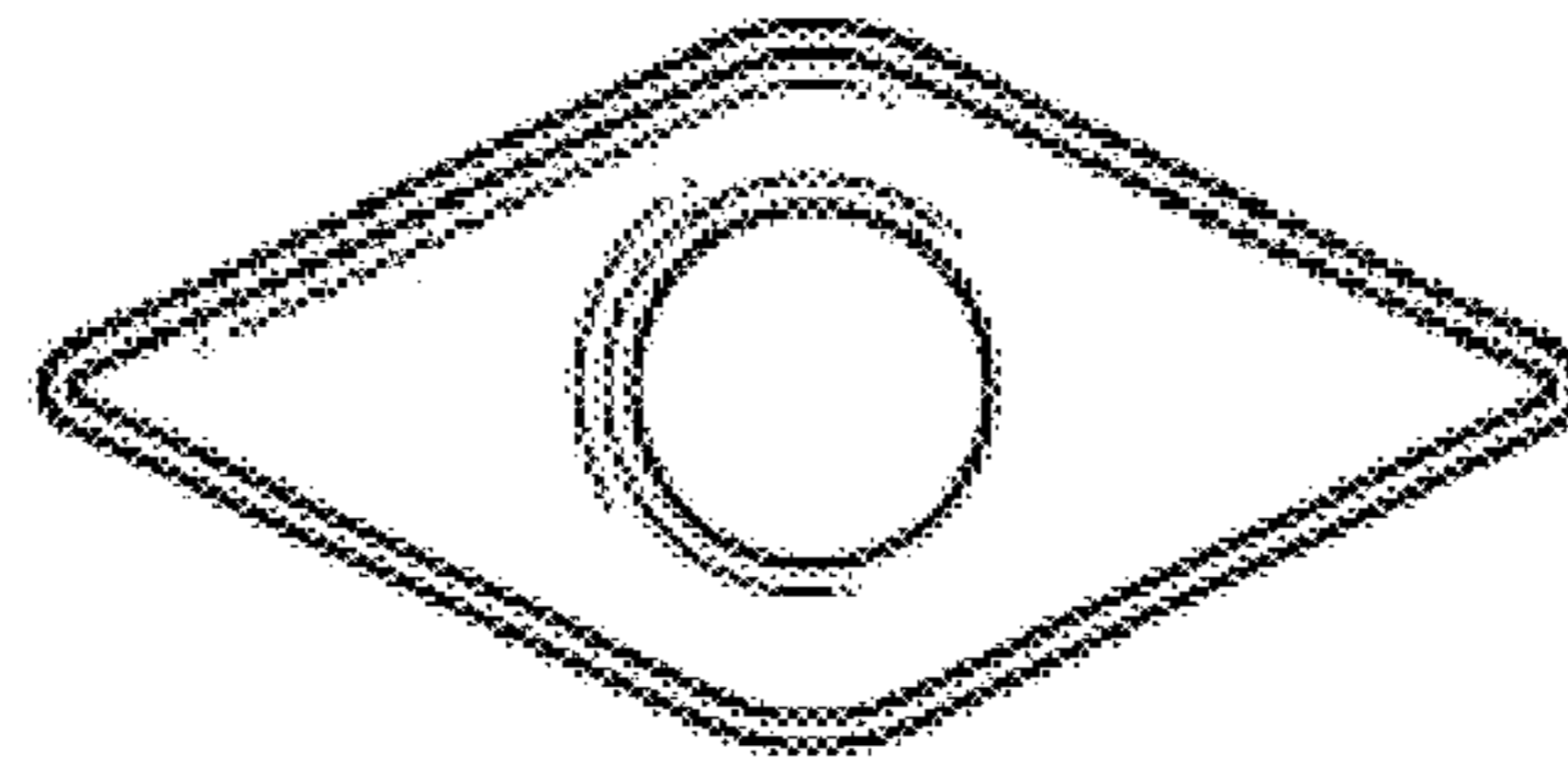


FIG. 7

