



US00D708557S

(12) **United States Design Patent**
Grech

(10) **Patent No.:** **US D708,557 S**
(45) **Date of Patent:** **** Jul. 8, 2014**

(54) **AUTOMOTIVE VEHICLE WITH A PANORAMIC WINDOW IN AN UPPER CAB PORTION OF THE VEHICLE**

Primary Examiner — Katrina A Betton
(74) *Attorney, Agent, or Firm* — John J. Connors; Connors & Assoc. pc

(71) Applicant: **Edward Grech**, Riverside, CA (US)

(72) Inventor: **Edward Grech**, Riverside, CA (US)

(**) Term: **14 Years**

(21) Appl. No.: **29/450,076**

(22) Filed: **Mar. 15, 2013**

(51) **LOC (10) Cl.** **12-08**

(52) **U.S. Cl.**
USPC **D12/183**

(58) **Field of Classification Search**
USPC D12/183, 400–401, 191, 182, 417, 181;
150/166, 168; 160/DIG. 2, DIG. 3,
160/370.21–370.23; 224/312; 296/84.1, 89,
296/96, 97.1, 97.5–97.11, 146.1, 187.01,
296/190.01; 49/502–504; 428/12
See application file for complete search history.

(56) **References Cited**

U.S. PATENT DOCUMENTS

5,641,558	A *	6/1997	Noda et al.	428/210
5,860,466	A *	1/1999	Kao	160/370.22
7,694,712	B2 *	4/2010	Schimko et al.	160/315
2004/0069425	A1 *	4/2004	Hansen et al.	160/370.22

* cited by examiner

(57) **CLAIM**

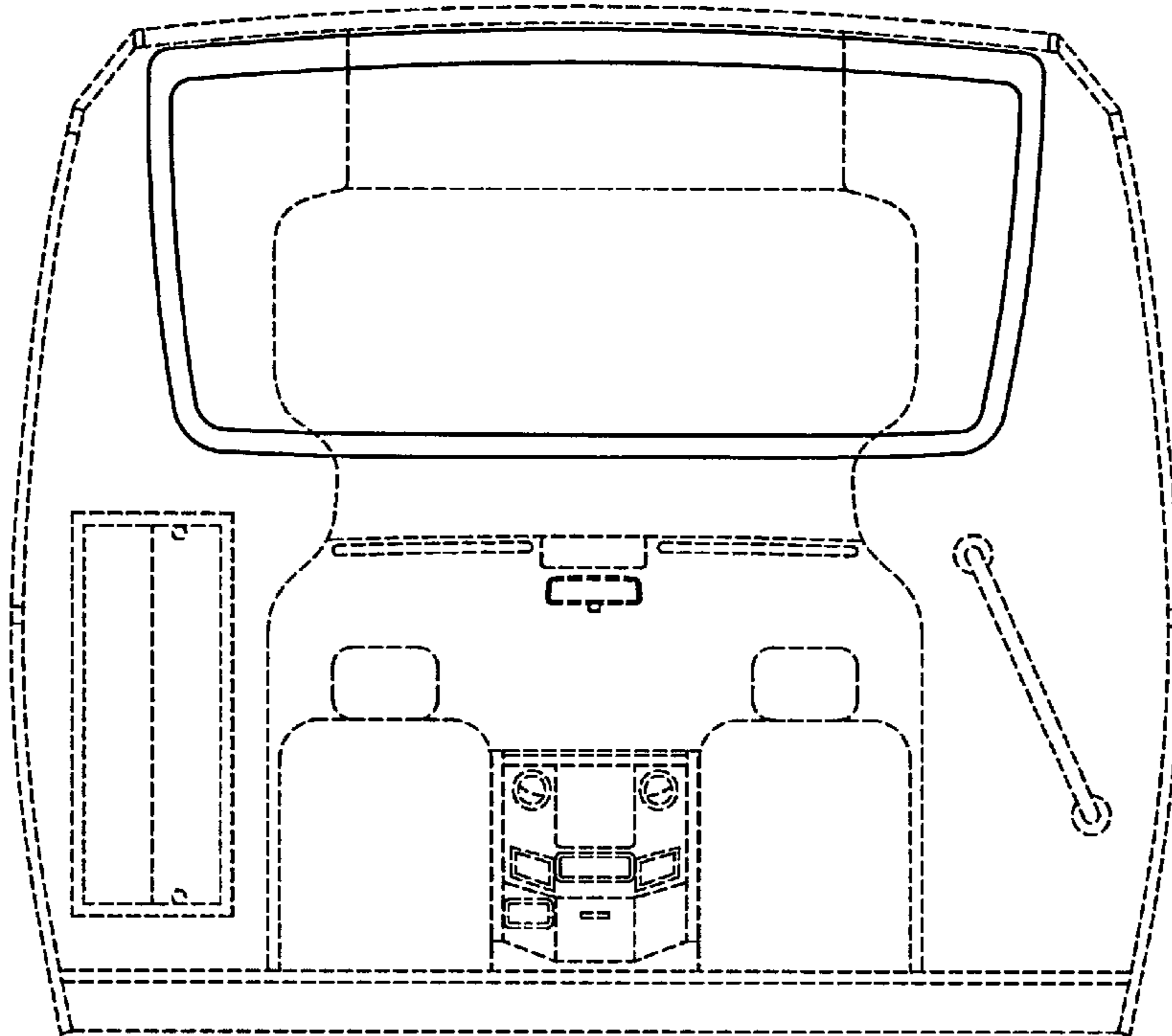
The ornamental design for an automotive vehicle with a panoramic window in an upper cab portion of the vehicle, as shown and described.

DESCRIPTION

FIG. 1 is a perspective view of my automotive vehicle with a panoramic window in an upper cab portion of the vehicle.
FIG. 2 is a right side elevation view of my automotive vehicle with a panoramic window in an upper cab portion of the vehicle illustrated in FIG. 1.
FIG. 3 is a left side elevation view of my automotive vehicle with a panoramic window in an upper cab portion of the vehicle illustrated in FIG. 1.
FIG. 4 is a top plan view of my automotive vehicle with a panoramic window in an upper cab portion of the vehicle illustrated in FIG. 1; and,
FIG. 5 is a rear view from inside the cab of the embodiment of my automotive vehicle with a panoramic window in an upper cab portion of the vehicle.

The bottom the panoramic window is integral with the cab portion of the vehicle to which it is mounted and forms no part of the claimed design. The broken line disclosure is for illustrative purposes only and forms no part of the claimed design.

1 Claim, 5 Drawing Sheets



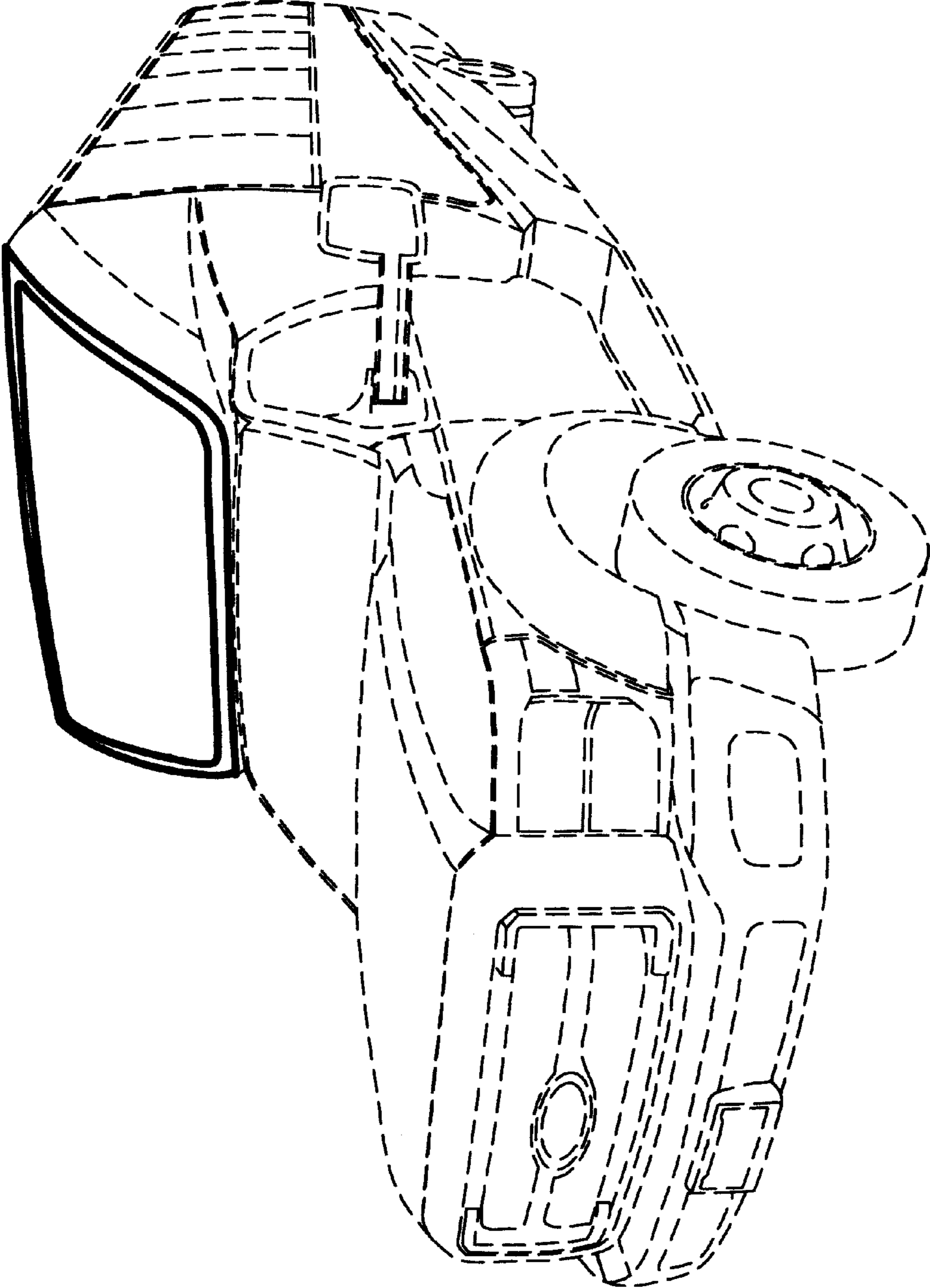


FIG. 1

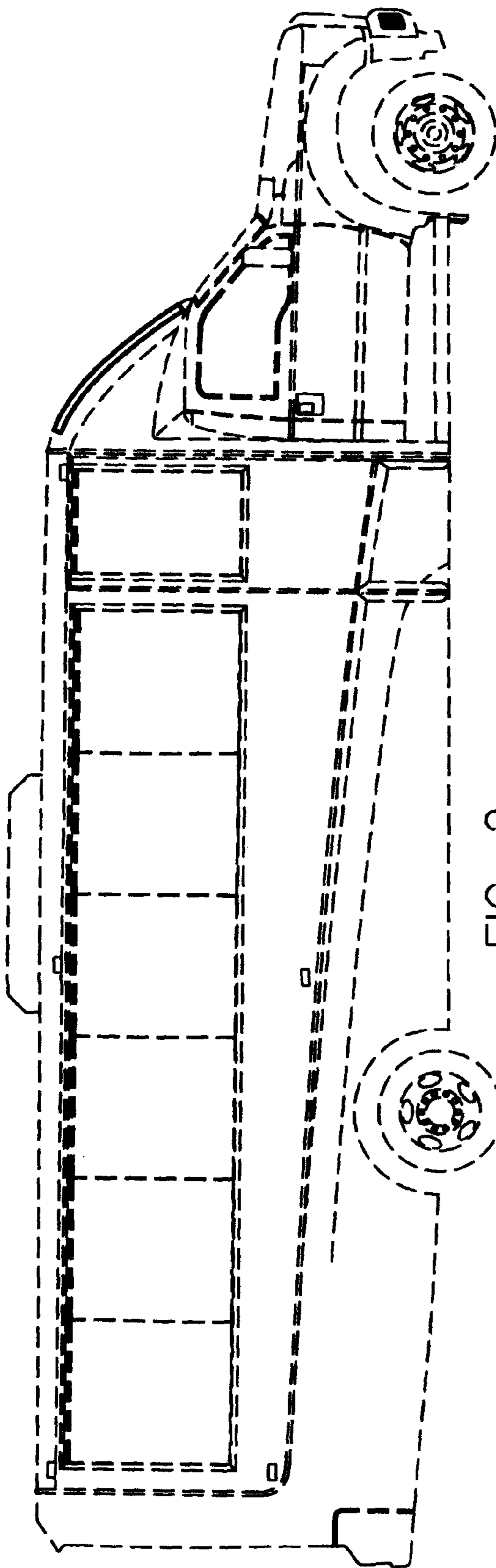


FIG. 2

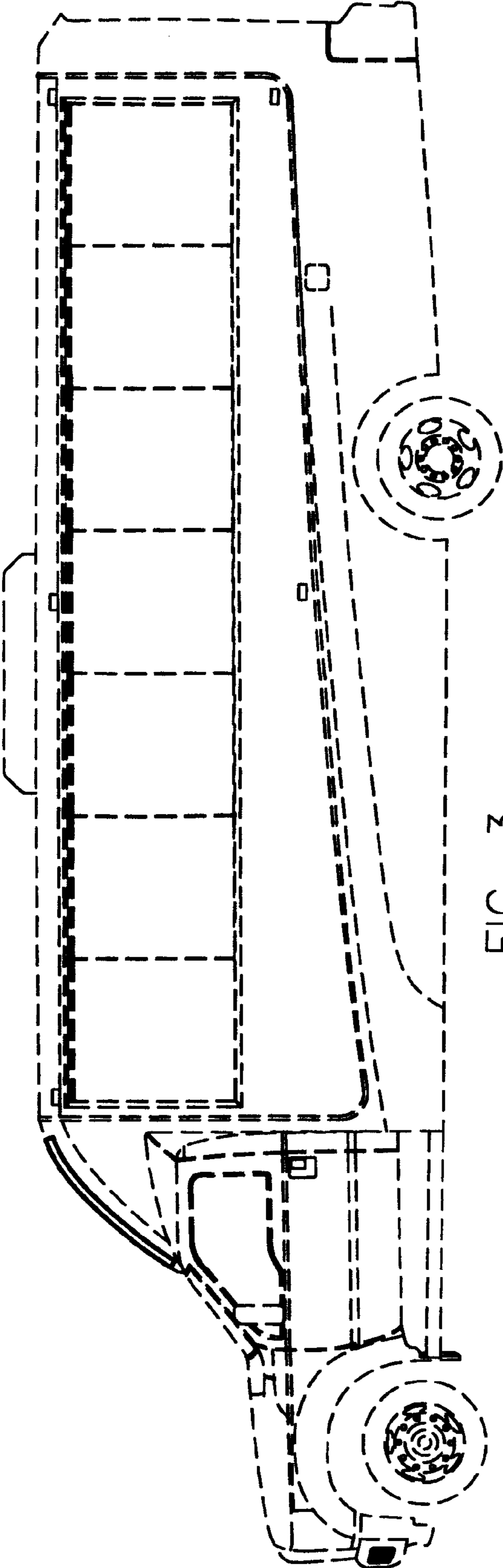


FIG. 3

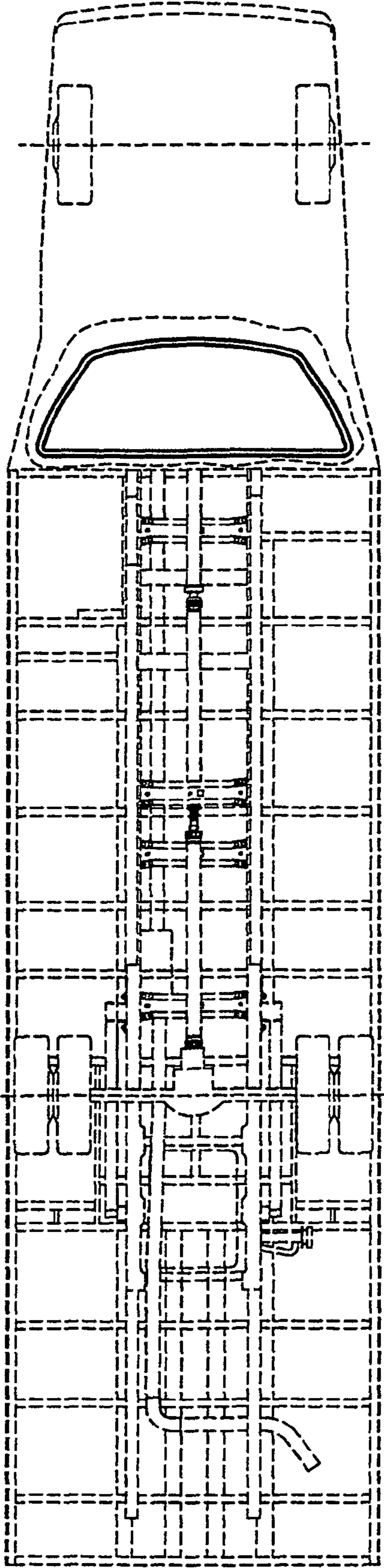


FIG. 4

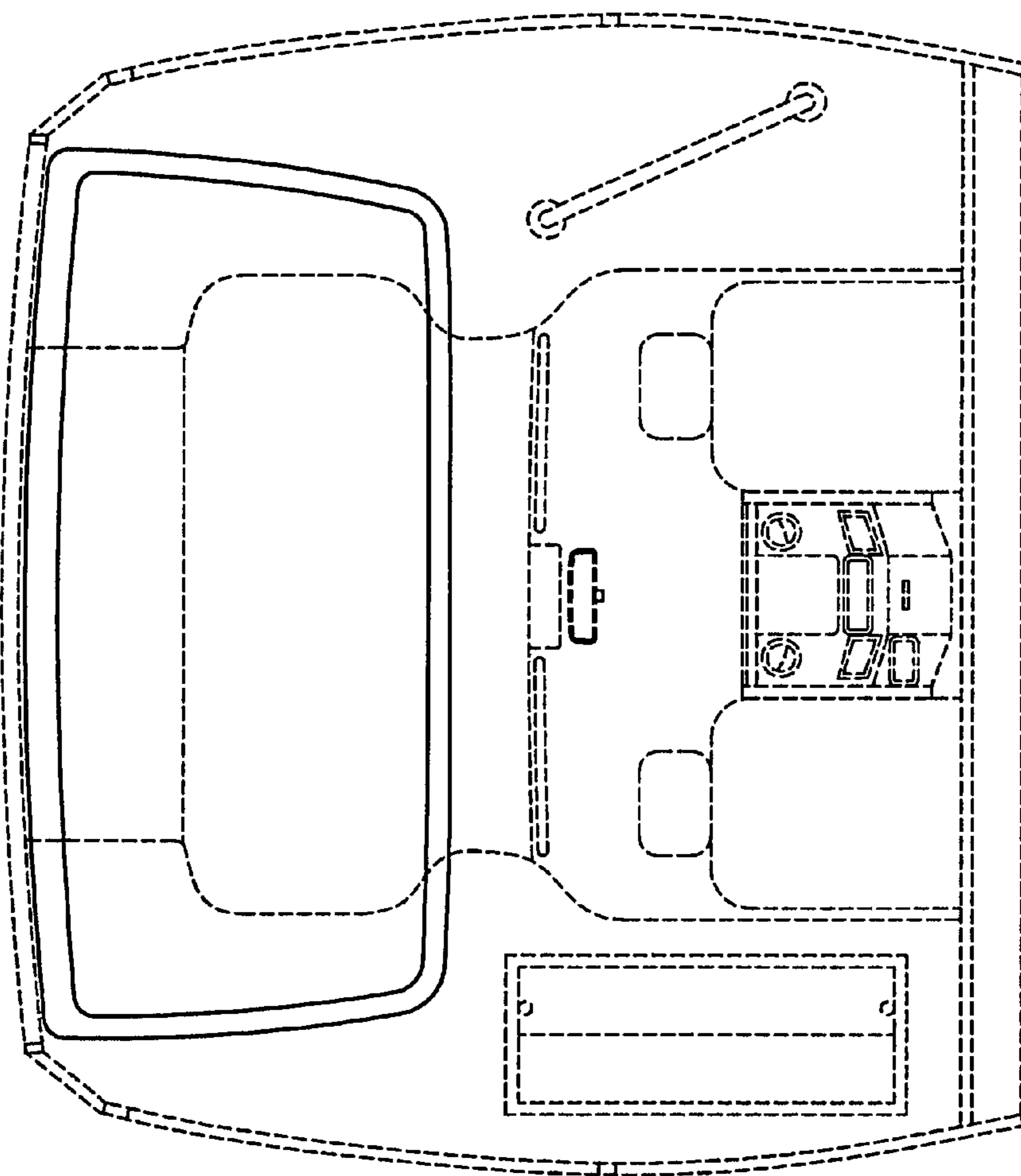


FIG. 5