



US00D708556S

(12) **United States Design Patent**  
**Mito**

(10) **Patent No.:** **US D708,556 S**

(45) **Date of Patent:** **\*\* Jul. 8, 2014**

(54) **STEERING WHEEL FOR AN AUTOMOBILE**

- (71) Applicant: **Toyota Jidosha Kabushiki Kaisha,**  
Toyota (JP)
- (72) Inventor: **Masato Mito,** Ichinomiya (JP)
- (73) Assignee: **Toyota Jidosha Kabushiki Kaisha** (JP)
- (\*\*) Term: **14 Years**
- (21) Appl. No.: **29/449,375**
- (22) Filed: **Mar. 15, 2013**
- (51) **LOC (10) Cl.** ..... **12-16**
- (52) **U.S. Cl.**  
USPC ..... **D12/176**
- (58) **Field of Classification Search**  
USPC ..... **D12/175, 176; 74/552, 558, 558.5**  
See application file for complete search history.

(56) **References Cited**

**U.S. PATENT DOCUMENTS**

D651,542 S *	1/2012	Nagasawa et al. ....	D12/176
D653,180 S *	1/2012	Tanaka et al. ....	D12/176
D684,511 S *	6/2013	Koyama .....	D12/176
D692,813 S *	11/2013	Koyama .....	D12/176

**OTHER PUBLICATIONS**

Ford, Ford Explorer, Car and Driver, published Nov. 1, 2011 by Hachette Filipacchi Médias.  
Honda, Honda Pilot, 4x4 Magazine, published Sep. 1, 2008 by 4x4 Magazine Sha.

\* cited by examiner

*Primary Examiner* — Melody Brown

(74) *Attorney, Agent, or Firm* — SAIDMAN DesignLaw Group

(57) **CLAIM**

The ornamental design for a steering wheel for an automobile, as shown and described.

**DESCRIPTION**

FIG. 1 is a front, perspective view of a steering wheel for an automobile showing my new design;  
FIG. 2 is a front view thereof;  
FIG. 3 is a rear view thereof;  
FIG. 4 is a top view thereof;  
FIG. 5 is a bottom view thereof;  
FIG. 6 is a right side view thereof; and,  
FIG. 7 is a left side view thereof.

**1 Claim, 2 Drawing Sheets**







FIG. 1



FIG. 2



FIG. 3




FIG. 4




FIG. 5




FIG. 6




FIG. 7