



US00D708542S

(12) **United States Design Patent**
Smith

(10) **Patent No.:** **US D708,542 S**

(45) **Date of Patent:** **** Jul. 8, 2014**

(54) **JEWELRY**

(71) Applicant: **James Dwight Smith**, Nashville, TN
(US)

(72) Inventor: **James Dwight Smith**, Nashville, TN
(US)

(**) Term: **14 Years**

(21) Appl. No.: **29/475,772**

(22) Filed: **Dec. 6, 2013**

(51) **LOC (10) Cl.** **11-01**

(52) **U.S. Cl.**
USPC **D11/81; D11/56**

(58) **Field of Classification Search**
USPC D11/1, 2, 7, 8, 43, 44, 47, 48, 56,
D11/79-86, 103; 63/18, 19, 20; D3/211;
D8/347
See application file for complete search history.

(56) **References Cited**

U.S. PATENT DOCUMENTS

D105,901 S * 8/1937 Schwartz D3/211
2,183,994 A * 12/1939 Lindquist D3/211

D240,257 S * 6/1976 Roberts D11/83
D273,532 S * 4/1984 Autry D3/23
5,383,343 A * 1/1995 Thach 63/1.12
D516,943 S * 3/2006 Slater D11/103
D566,524 S * 4/2008 Daas D8/347
D605,495 S * 12/2009 Elhaj D8/347
D628,932 S * 12/2010 Tirakian D11/79
D639,200 S * 6/2011 Ewing D11/79
D651,116 S * 12/2011 Eddlemon D11/81
D698,275 S * 1/2014 Marsh, Jr. D11/81

* cited by examiner

Primary Examiner — Garth Rademaker
Assistant Examiner — Melanie Pellegrini

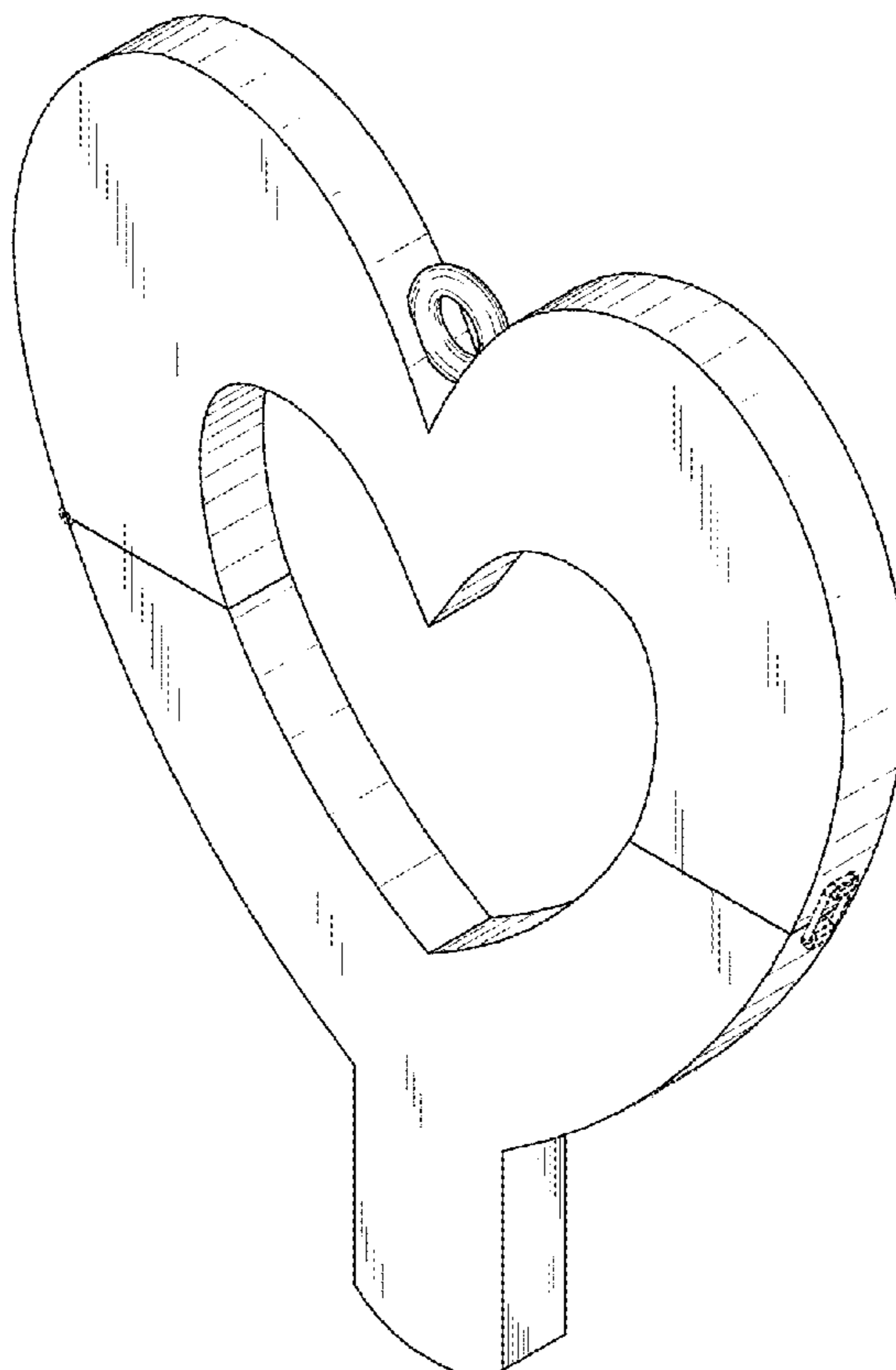
(57) **CLAIM**

The ornamental design for a jewelry, as shown and described.

DESCRIPTION

FIG. 1 is a perspective view of jewelry showing my new design;
FIG. 2 is a front elevational view thereof;
FIG. 3 is a rear elevational view thereof;
FIG. 4 is a right-side elevational view thereof;
FIG. 5 is a left-side elevational view thereof;
FIG. 6 is a bottom plan view thereof; and,
FIG. 7 is a top plan view thereof.

1 Claim, 7 Drawing Sheets



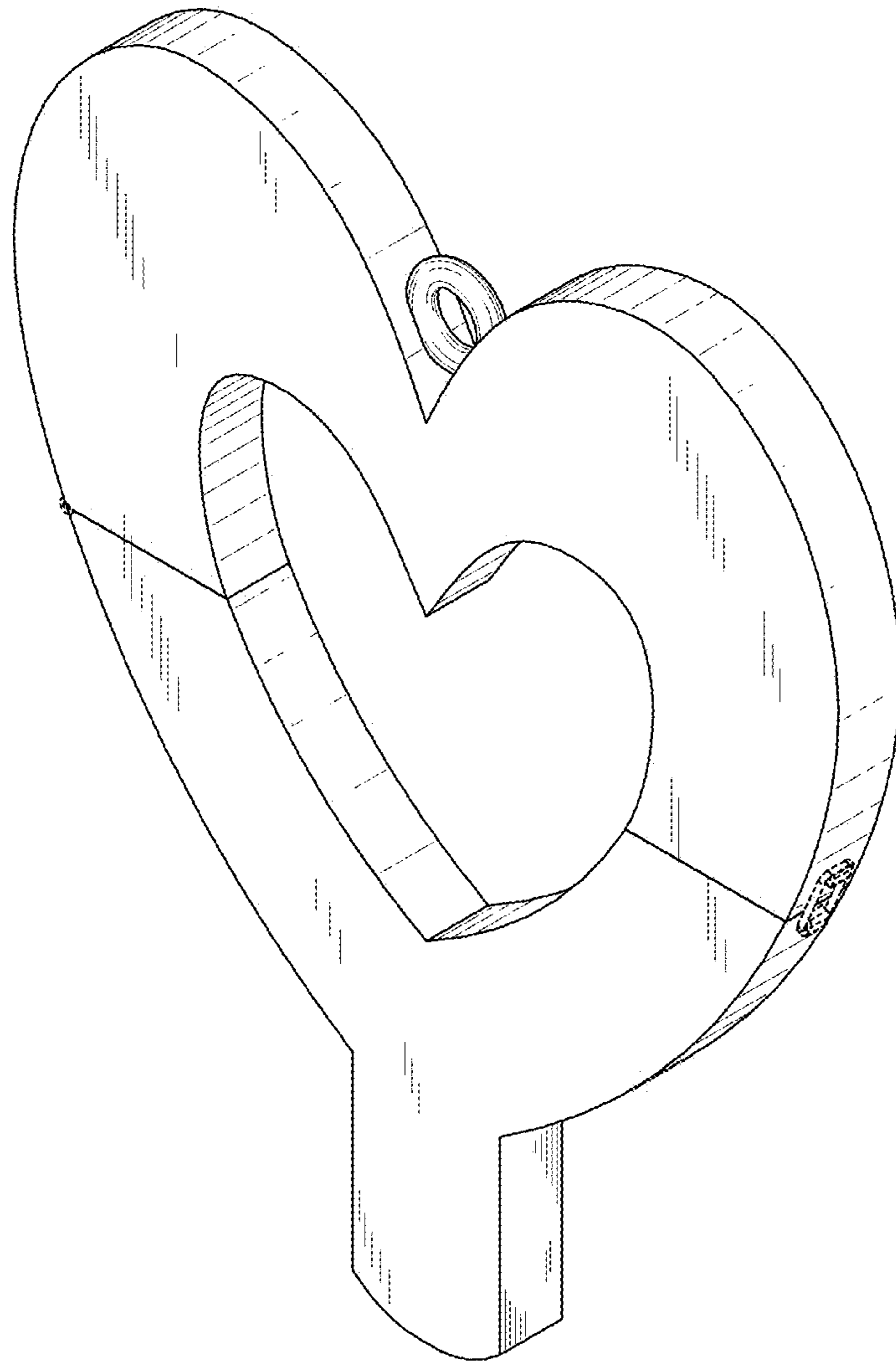


FIG. 1

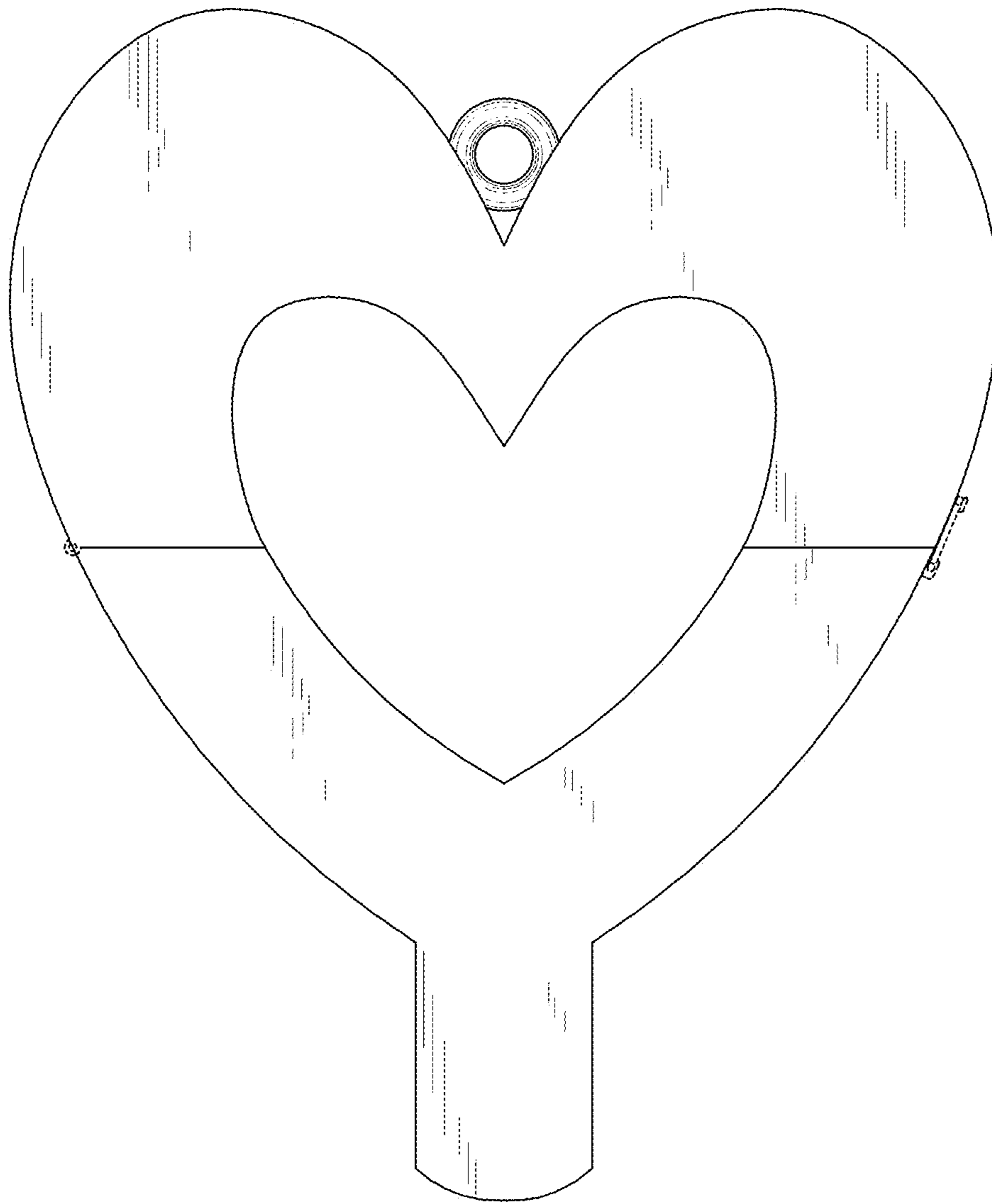


FIG. 2

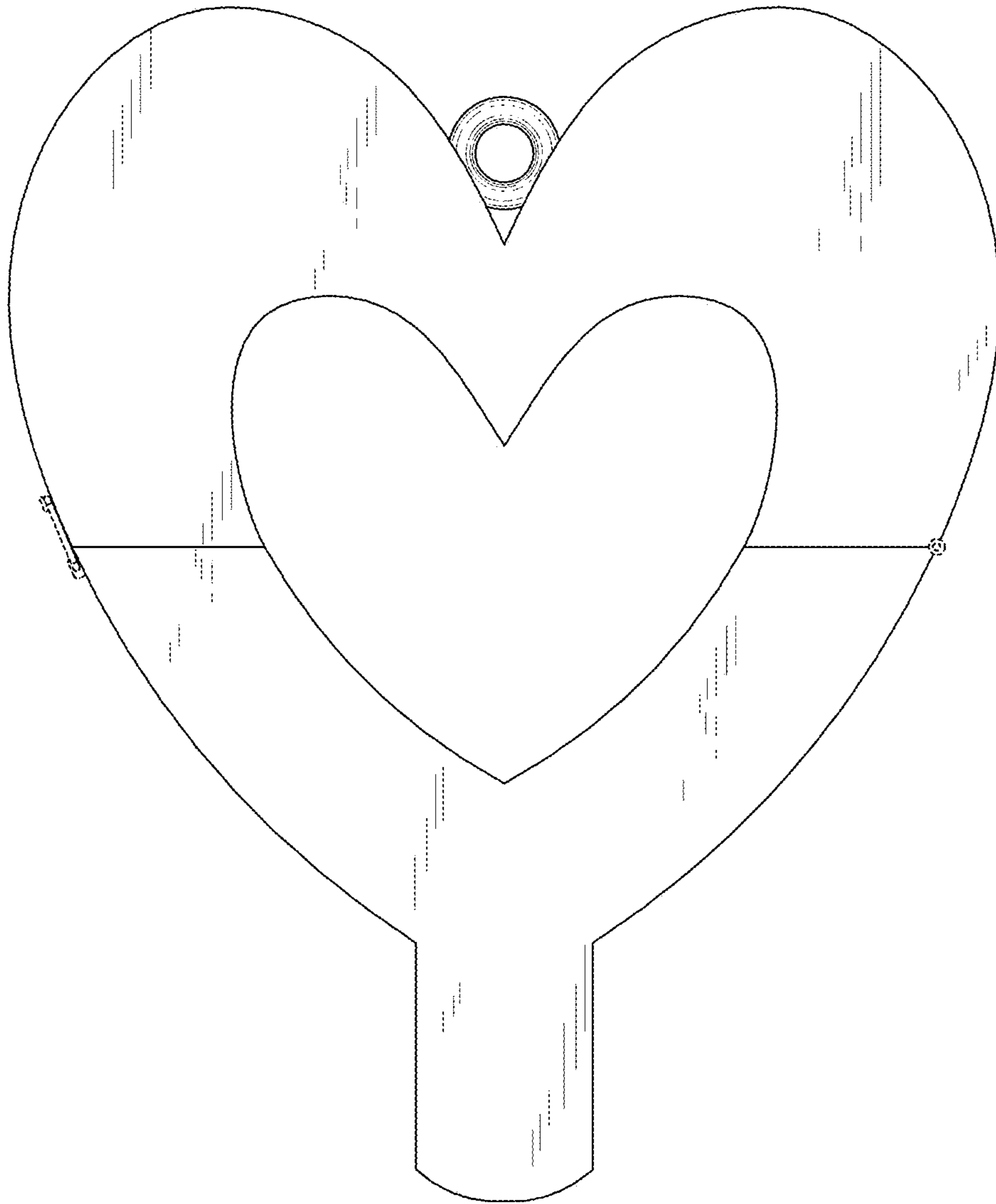


FIG. 3

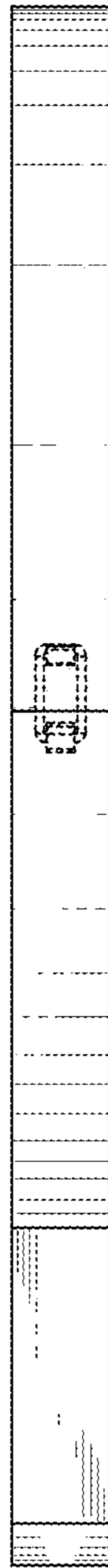


FIG. 4



FIG. 5



FIG. 6

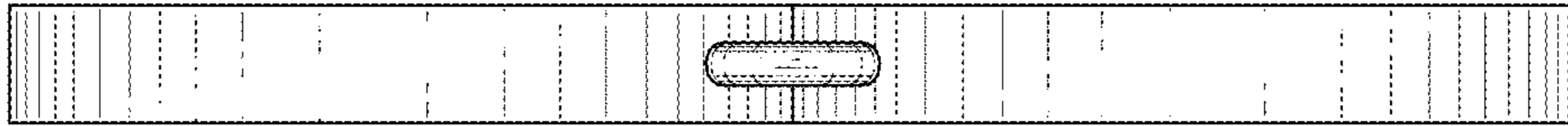


FIG. 7