



US00D708519S

(12) **United States Design Patent**  
**Jacobs et al.**

(10) **Patent No.:** **US D708,519 S**  
(45) **Date of Patent:** **\*\* Jul. 8, 2014**

(54) **BOTTLE CAP**

(71) Applicant: **Marc Jacobs Trademarks, L.L.C.**, New York, NY (US)

(72) Inventors: **Marc Jacobs**, Paris (FR); **Sayuri Shoji**, Tokyo (JP)

(73) Assignee: **Marc Jacobs Trademarks, L.L.C.**, New York, NY (US)

(\*\*) Term: **14 Years**

(21) Appl. No.: **29/444,020**

(22) Filed: **Jan. 25, 2013**

(51) **LOC (10) Cl.** ..... **09-07**

(52) **U.S. Cl.**  
USPC ..... **D9/451**

(58) **Field of Classification Search**  
USPC ..... D7/514–520, 613, 619.2, 623, 628,  
D7/392.1; D9/600, 630, 661–664,  
D9/500–504, 516.519, 544–546, 549,  
D9/434–435, 439–441, 444–447, 450–451,  
D9/454; 206/494, 457, 459.1, 459.5;  
215/230, 400

See application file for complete search history.

(56) **References Cited**

**U.S. PATENT DOCUMENTS**

D306,258 S \* 2/1990 Liss ..... D9/447  
D337,266 S \* 7/1993 Martine ..... D9/661

D337,267 S \* 7/1993 Paglina ..... D9/661  
D352,906 S \* 11/1994 Gobe ..... D9/663  
D365,276 S \* 12/1995 Dinand ..... D9/504  
D367,009 S \* 2/1996 Dinand ..... D9/519  
D368,860 S \* 4/1996 Mansau ..... D9/545  
D390,105 S \* 2/1998 Lalique ..... D9/661  
D412,276 S \* 7/1999 Arslanian ..... D9/661  
D436,850 S \* 1/2001 Green ..... D9/545  
D595,576 S \* 7/2009 Antretter ..... D9/451  
D660,175 S \* 5/2012 Chiott ..... D9/545

\* cited by examiner

*Primary Examiner* — Sandra Morris

(74) *Attorney, Agent, or Firm* — Ward & Zinna, LLC

(57) **CLAIM**

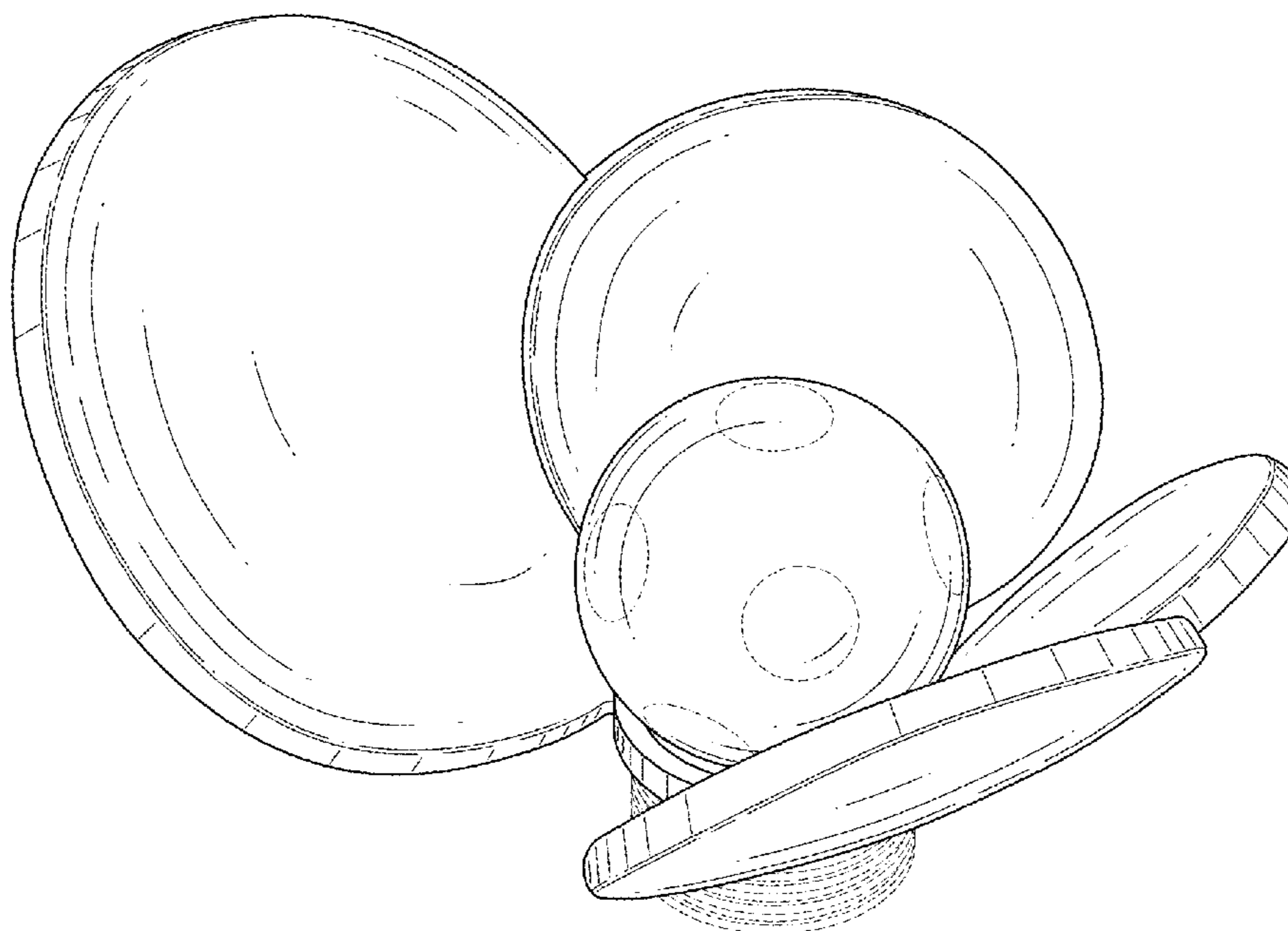
The ornamental design for a bottle cap, as shown and described.

**DESCRIPTION**

FIG. 1 is a front perspective view of a bottle cap;  
FIG. 2 is a front view thereof;  
FIG. 3 is a rear view thereof;  
FIG. 4 is a left side view thereof;  
FIG. 5 is a right side view thereof;  
FIG. 6 is a top view thereof; and,  
FIG. 7 is a bottom view thereof.

The broken lines showing in the figures are included for the purpose of illustrating environment of the design and form no part of the claimed invention.

**1 Claim, 6 Drawing Sheets**



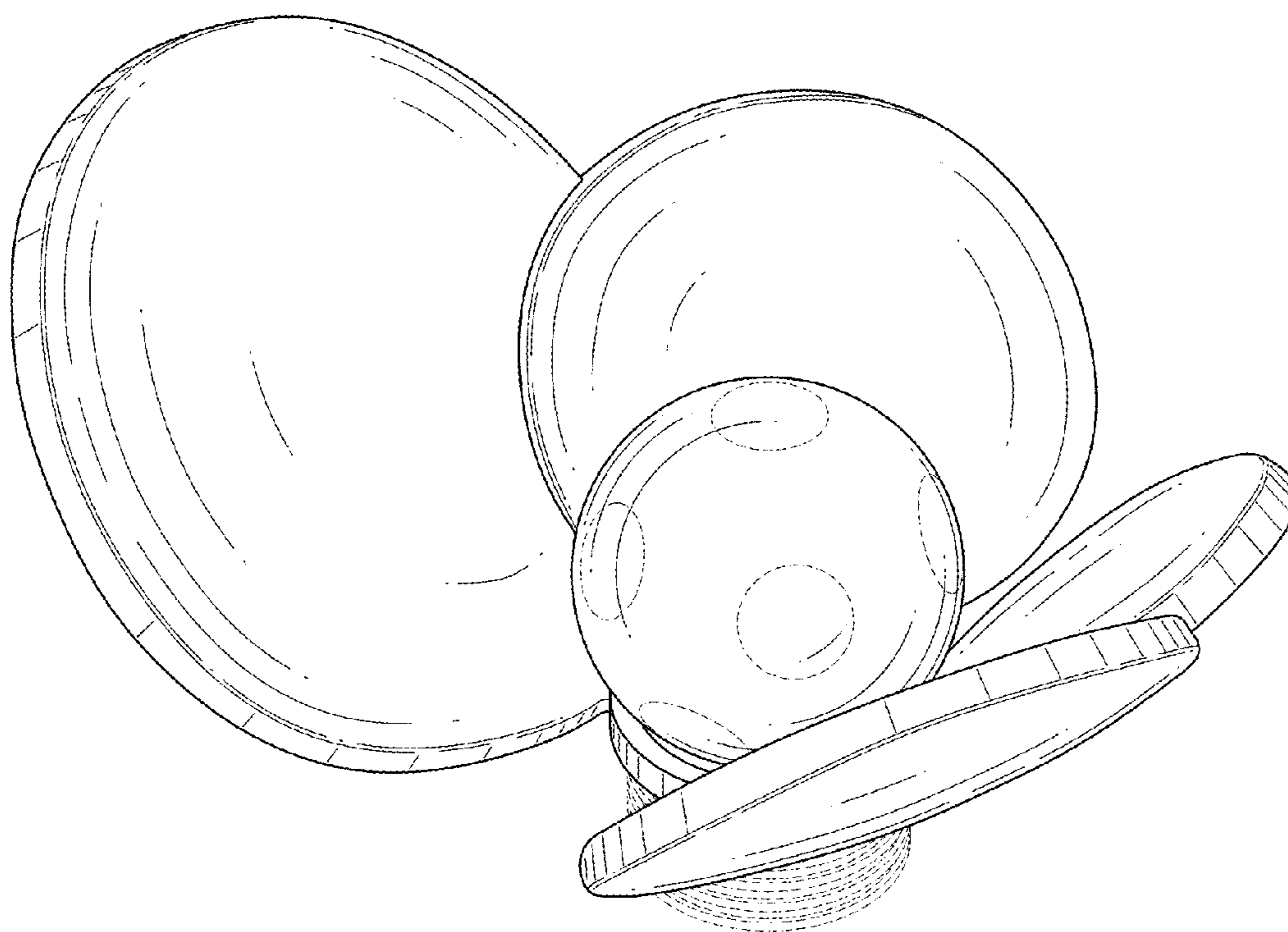


FIG. 1

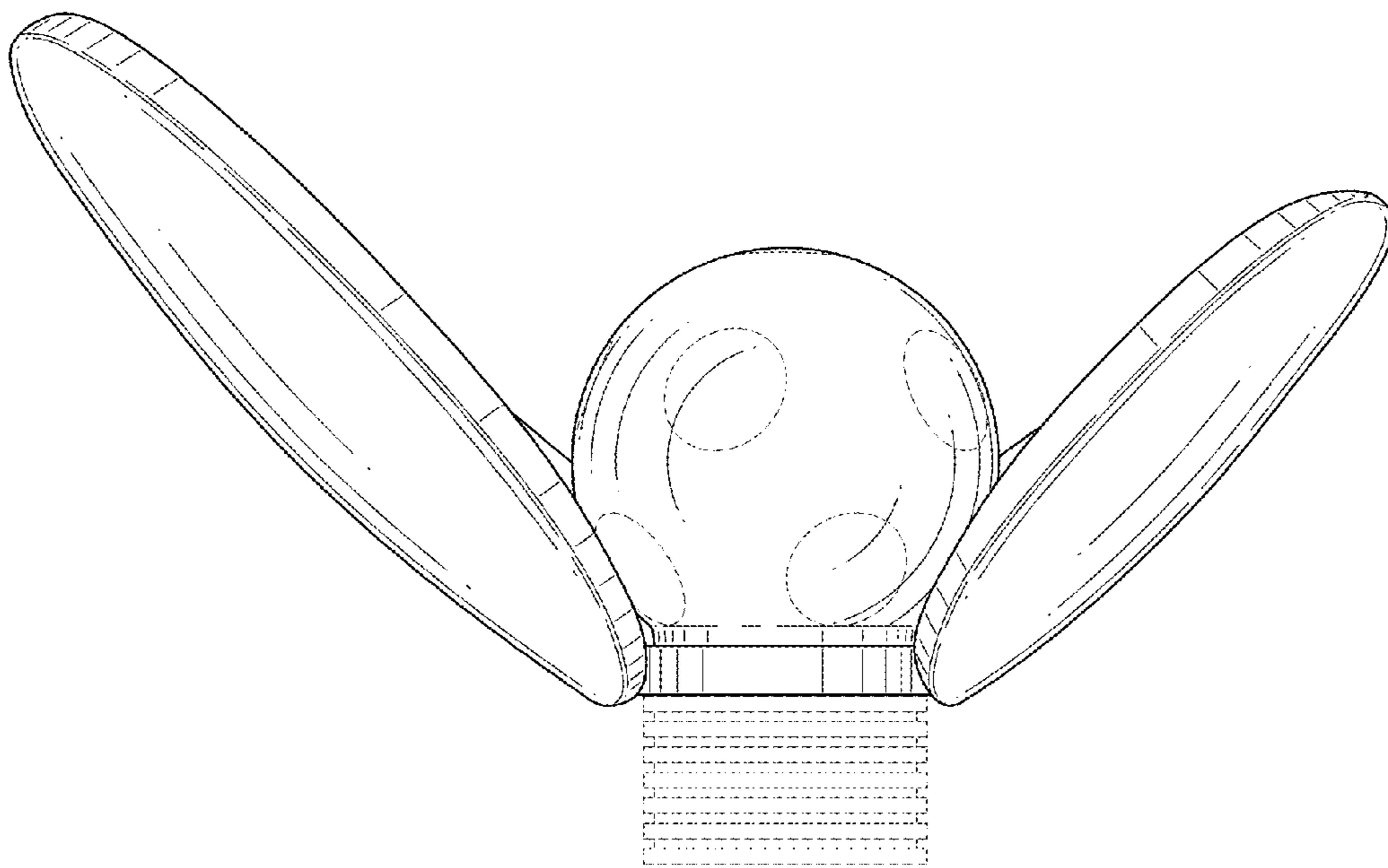


FIG.2

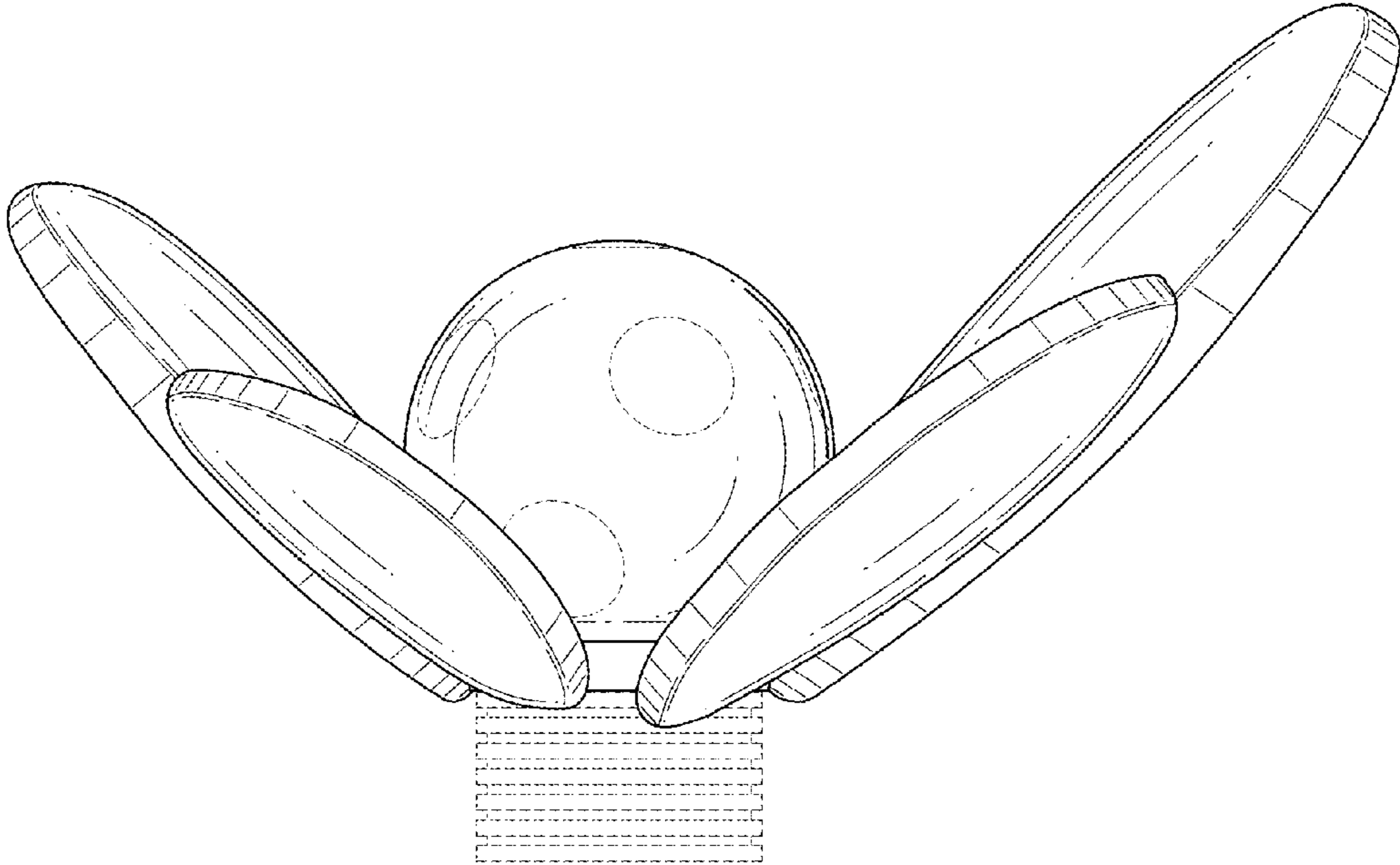


FIG.3

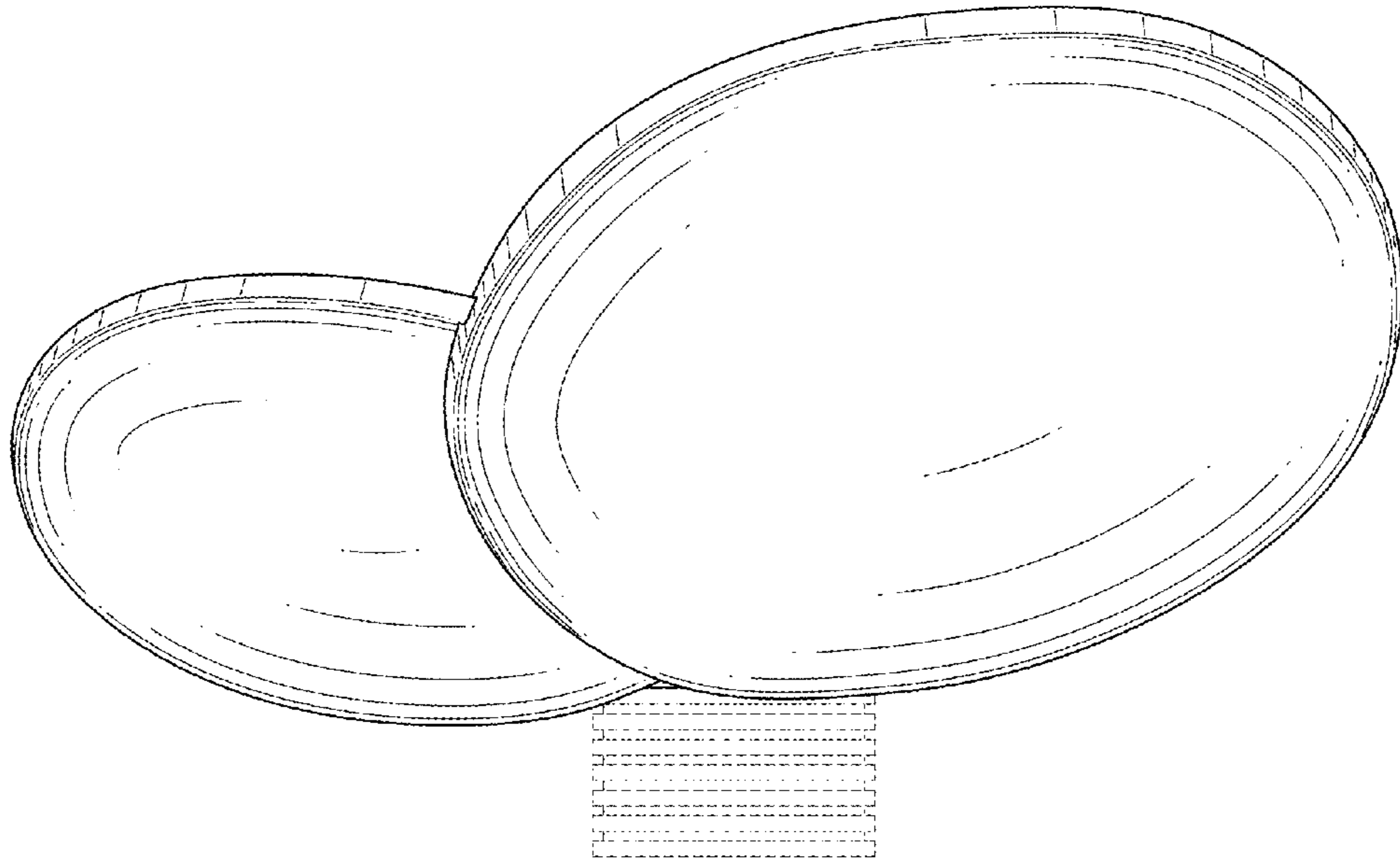


FIG. 4

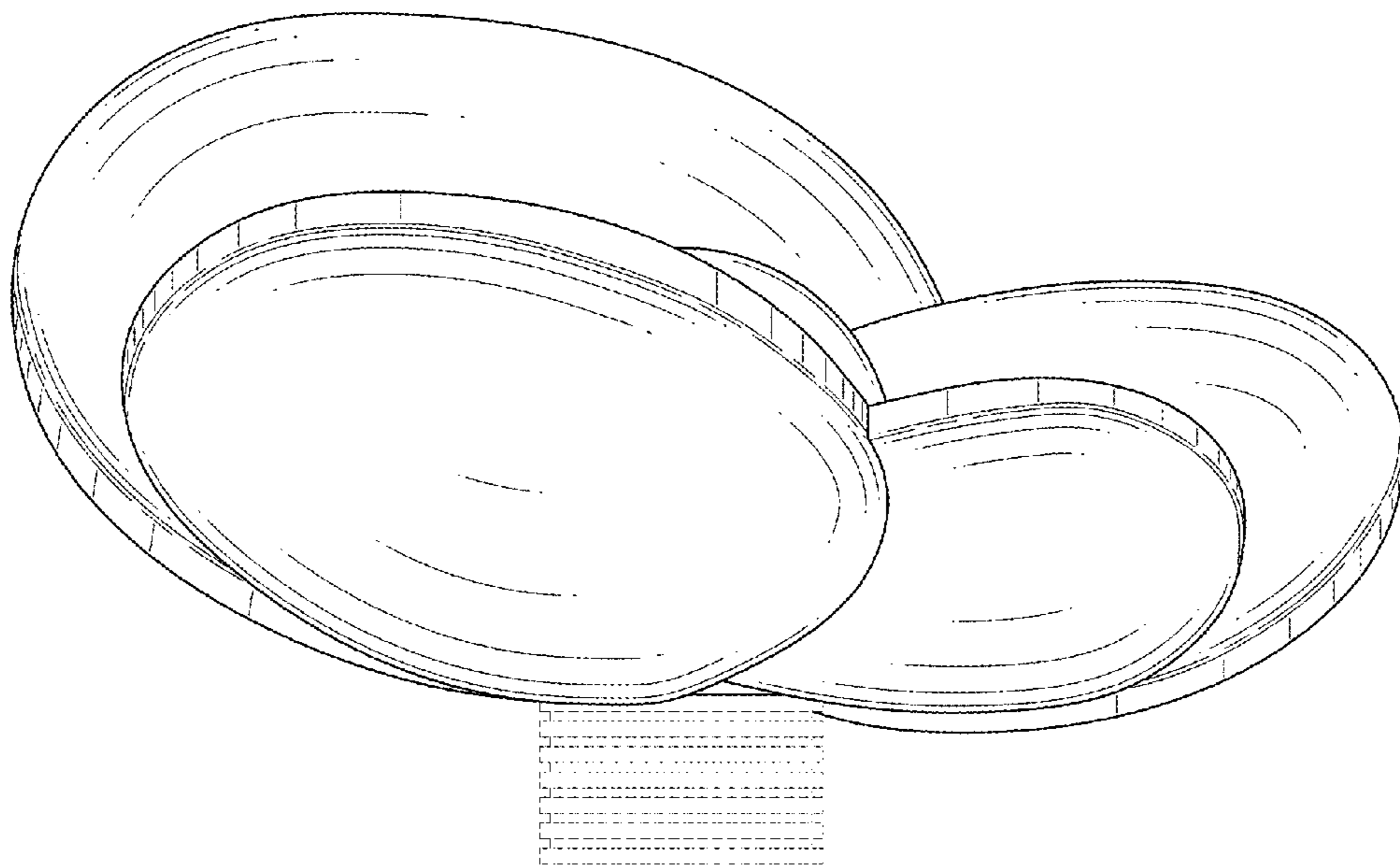


FIG. 5






FIG.6




FIG. 7