



US00D708518S

(12) **United States Design Patent**  
**Ivosevic**

(10) **Patent No.:** **US D708,518 S**  
(45) **Date of Patent:** **\*\* Jul. 8, 2014**

- (54) **SOFT CAP FOR A CONNECTOR**
- (75) Inventor: **Milan Ivosevic**, Kinnelon, NJ (US)
- (73) Assignee: **Becton Dickinson and Company Limited**, Dun Laoghaire (IE)
- (\*\*) Term: **14 Years**
- (21) Appl. No.: **29/431,791**
- (22) Filed: **Sep. 11, 2012**
- (51) **LOC (10) Cl.** ..... **09-01**
- (52) **U.S. Cl.**  
USPC ..... **D9/445**
- (58) **Field of Classification Search**  
CPC ..... A61M 5/3202; A61M 39/1011; A61J 2001/201; A61J 1/2089; A47G 19/26; B65D 41/3428  
USPC ..... D7/396.2, 507, 509, 510, 511; D9/434, D9/443, 444, 447, 448, 452, 454; D24/196, 197; 215/200, 235, 236, 252, 215/254, 329, 355-364; 220/200; 604/192, 604/411, 413, 414, 533, 905  
See application file for complete search history.

D394,006	S *	5/1998	Toleman	.....	D9/435
6,394,983	B1	5/2002	Mayoral et al.		
6,409,708	B1	6/2002	Wessman		
D585,738	S *	2/2009	Zeyfang	.....	D9/443
7,744,581	B2	6/2010	Wallen et al.		
7,867,215	B2	1/2011	Akerlund et al.		
D669,733	S *	10/2012	Jewett et al.	.....	D7/392.1
D674,104	S *	1/2013	Fairchild	.....	D24/197
2005/0215976	A1	9/2005	Wallen		
2010/0249745	A1	9/2010	Ellstrom		

**FOREIGN PATENT DOCUMENTS**

WO 2012163409 A1 12/2012

\* cited by examiner

*Primary Examiner* — Robert M Spear

*Assistant Examiner* — Marissa Cash

(74) *Attorney, Agent, or Firm* — The Webb Law Firm

(57) **CLAIM**

The ornamental design for a soft cap for a connector, as shown and described.

**DESCRIPTION**

FIG. 1 is a perspective view of a soft cap for a connector in accordance with an embodiment of the present invention.

FIG. 2 is a bottom view of the soft cap for a connector of FIG. 1.

FIG. 3 is a front view of the soft cap for a connector of FIG. 1, with the rear view being a mirror image thereof.

FIG. 4 is a left side view of the soft cap for a connector of FIG. 1, with the right side view being a mirror image thereof.

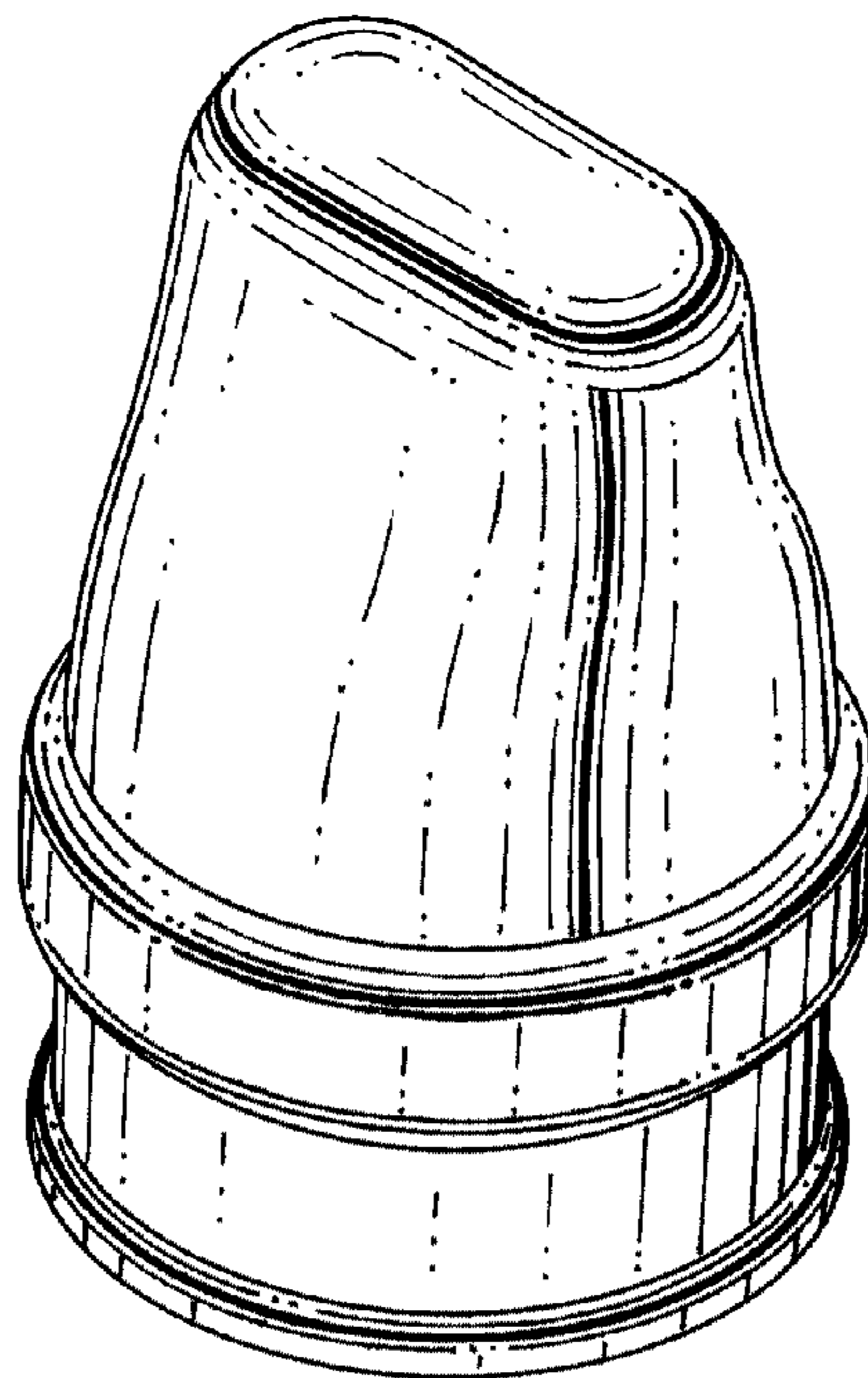
FIG. 5 is a top view of the medical injector of FIG. 1; and, FIG. 6 is a cross-sectional view of the soft cap for a connector of FIG. 1 taken along line 6-6 of FIG. 2.

**1 Claim, 3 Drawing Sheets**

(56) **References Cited**

**U.S. PATENT DOCUMENTS**

D35,499	S *	12/1901	Heunisch	.....	D9/452
D214,146	S *	5/1969	Rital	.....	D24/197
3,923,059	A *	12/1975	Ogle	.....	604/413
D243,890	S *	3/1977	Yajima	.....	D28/49
D311,063	S *	10/1990	Stephenson	.....	D24/197
D325,697	S *	4/1992	Parr	.....	D9/503
D349,769	S *	8/1994	Green	.....	D24/197
D353,204	S *	12/1994	Neff et al.	.....	D24/197



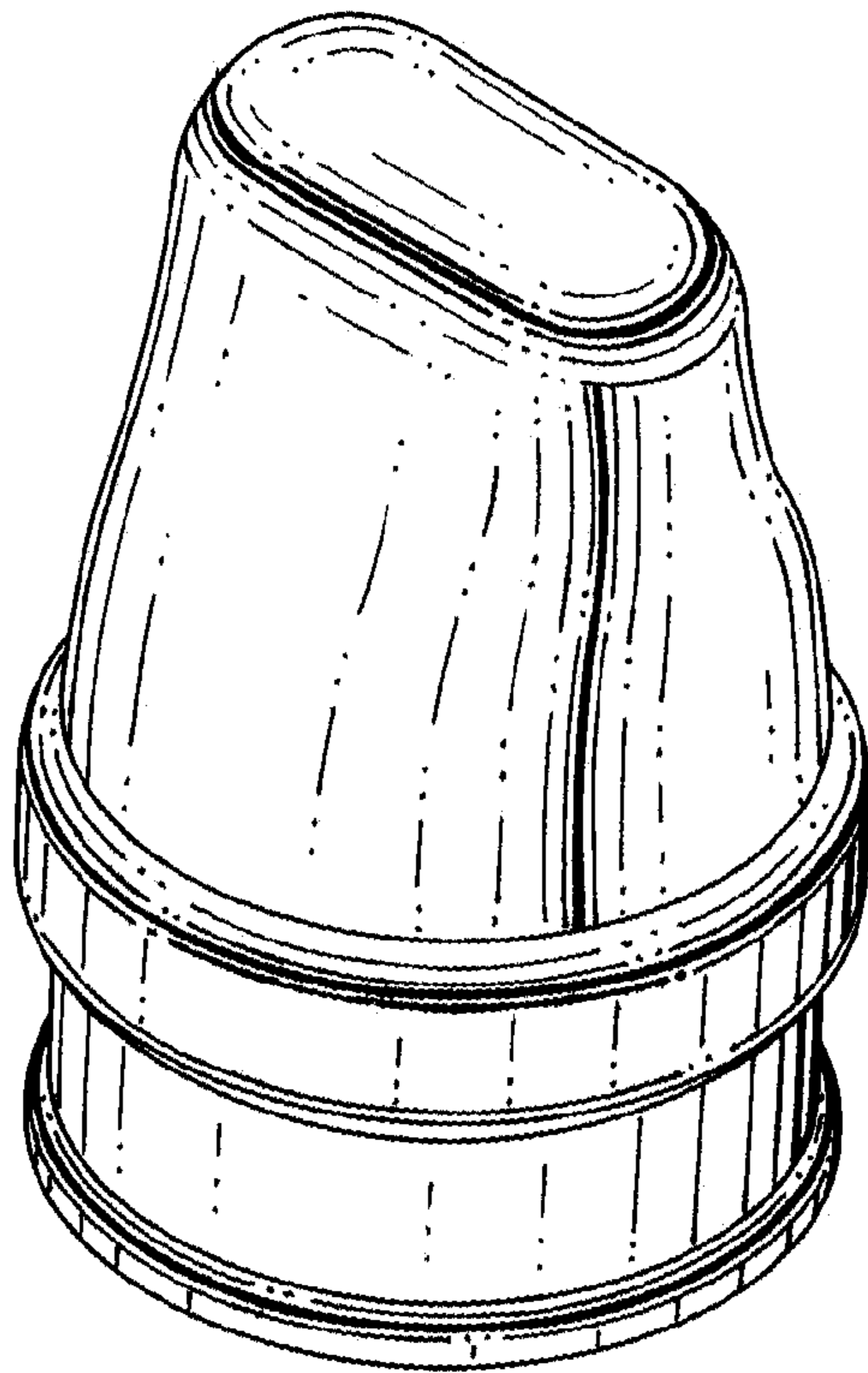


FIG. 1

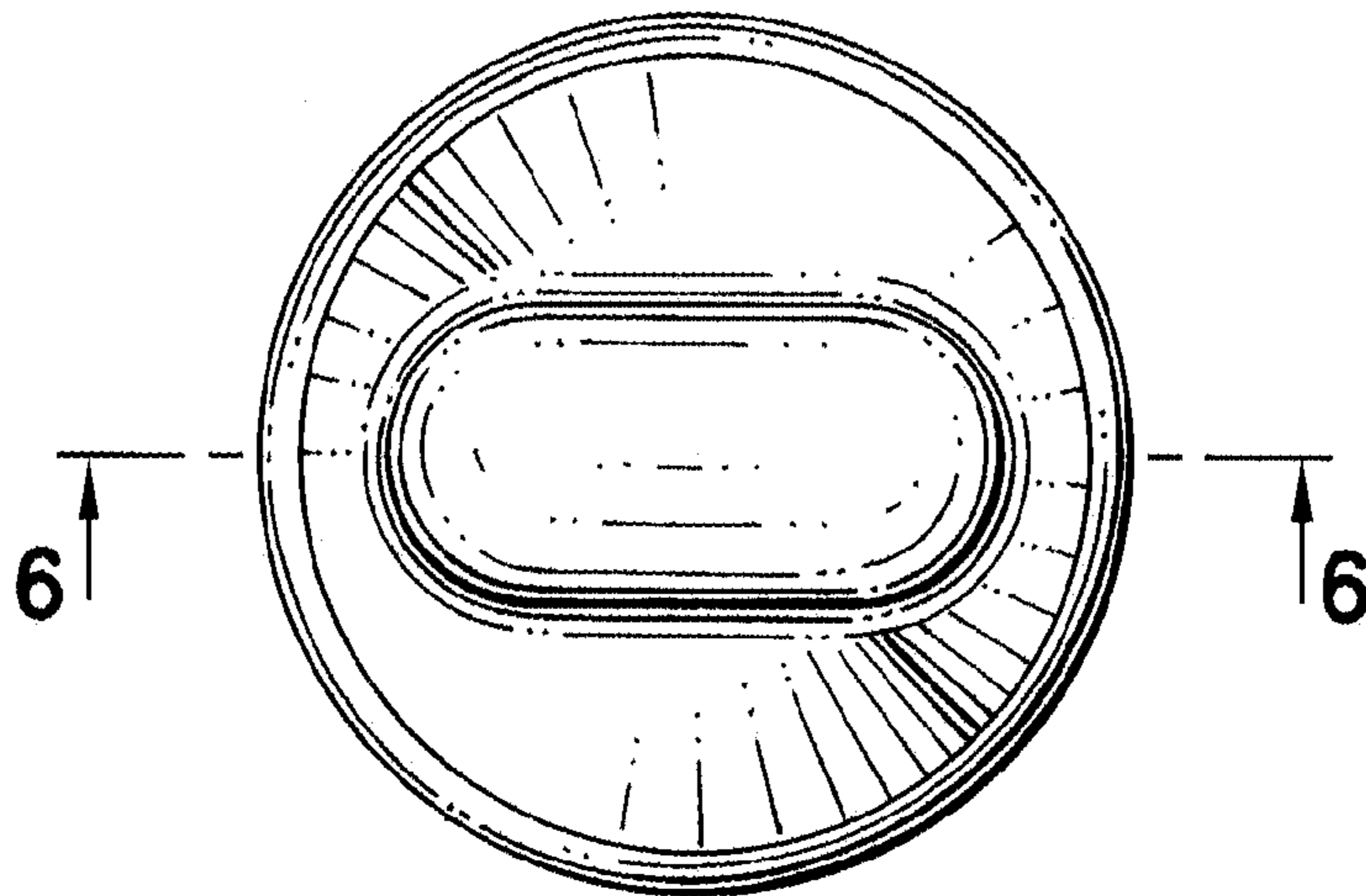


FIG. 2

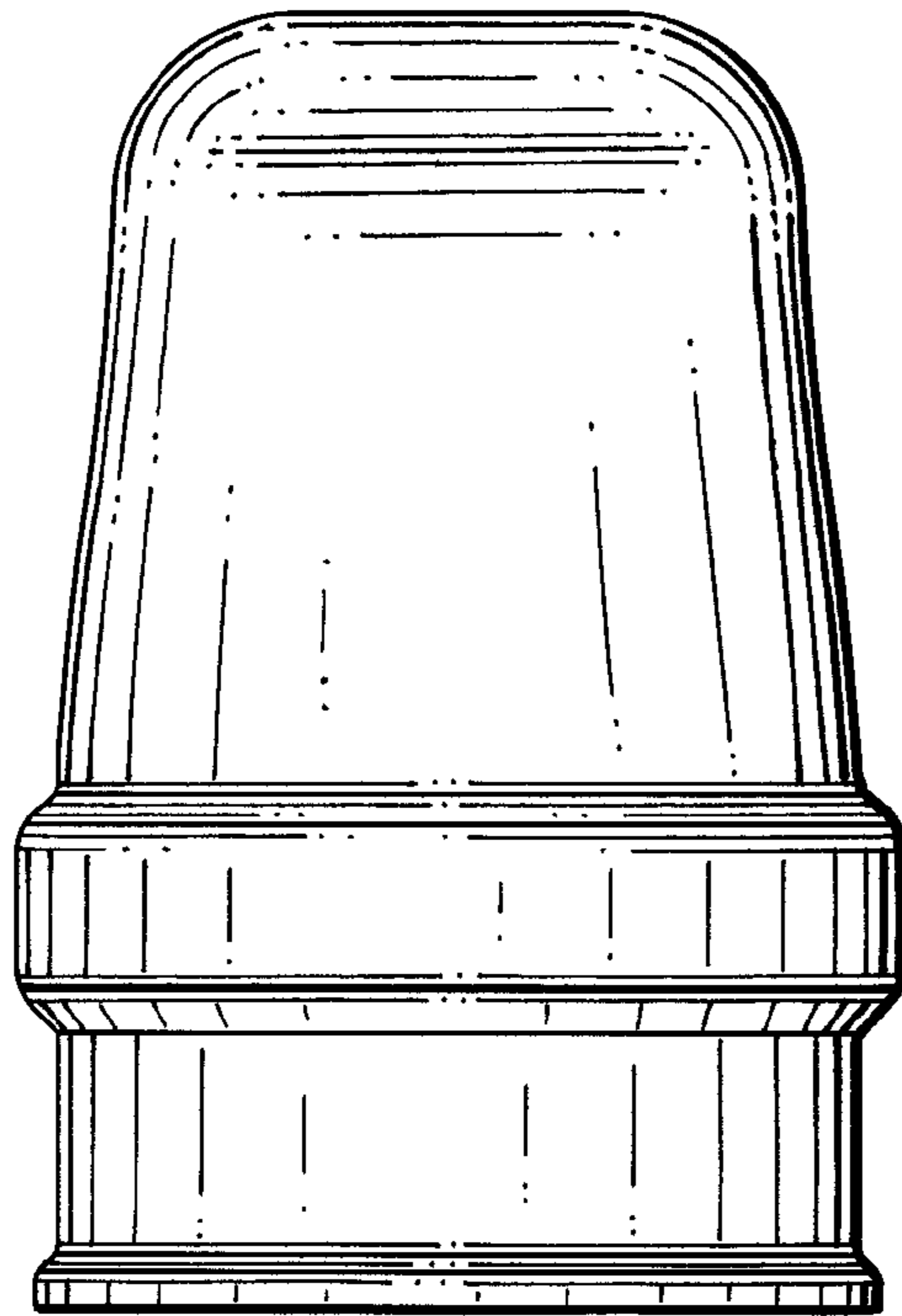


FIG. 3

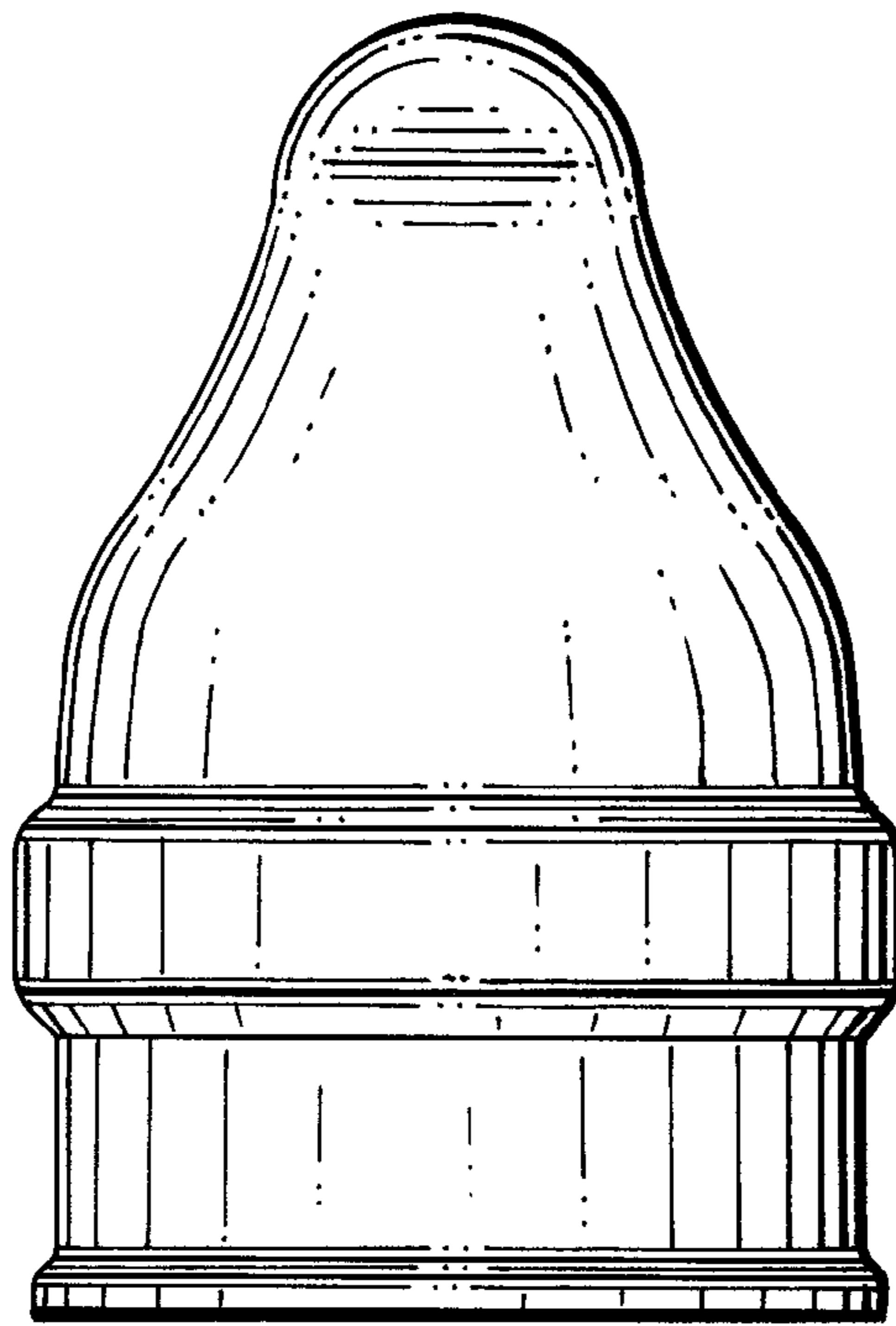


FIG. 4

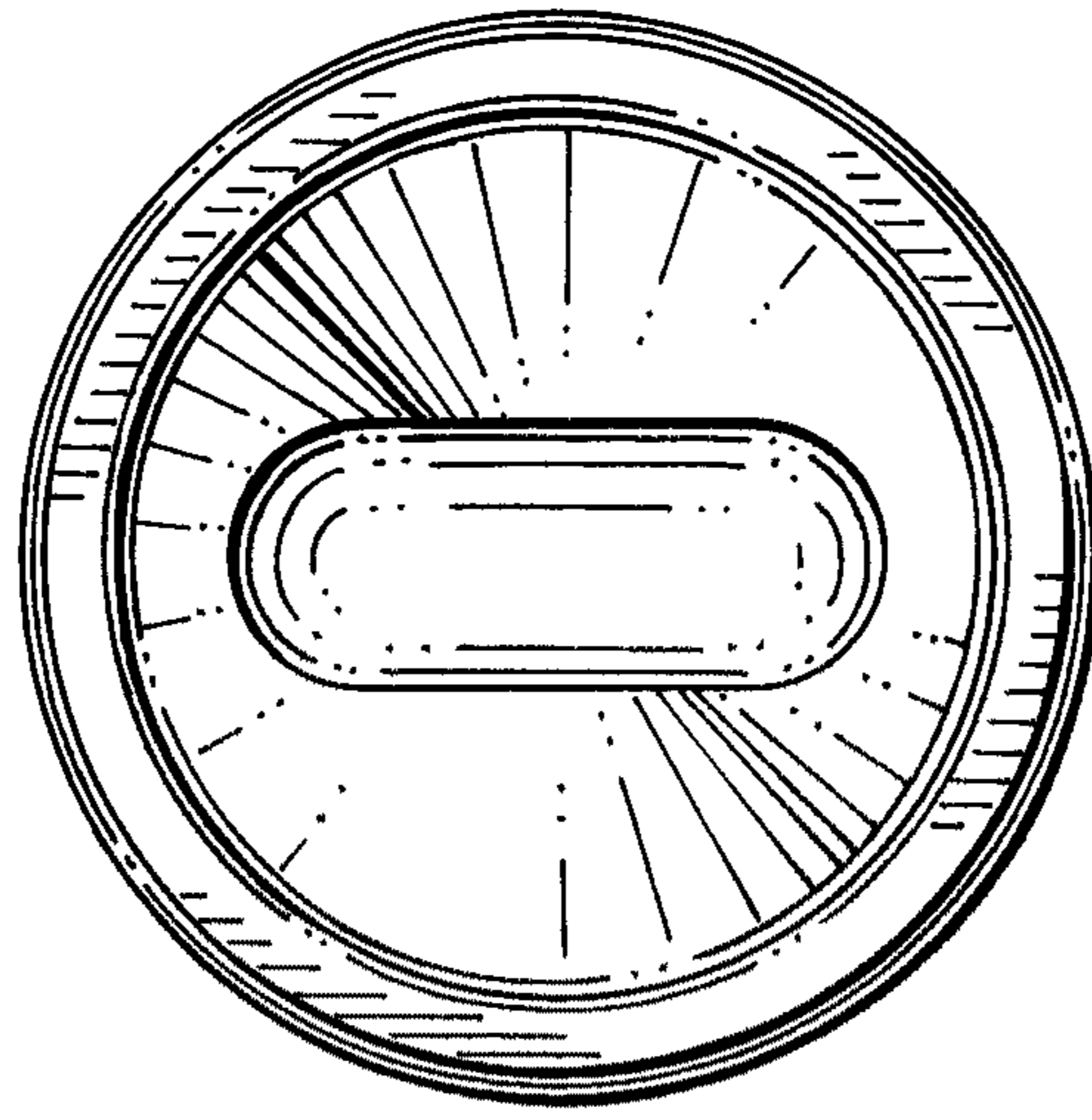


FIG. 5

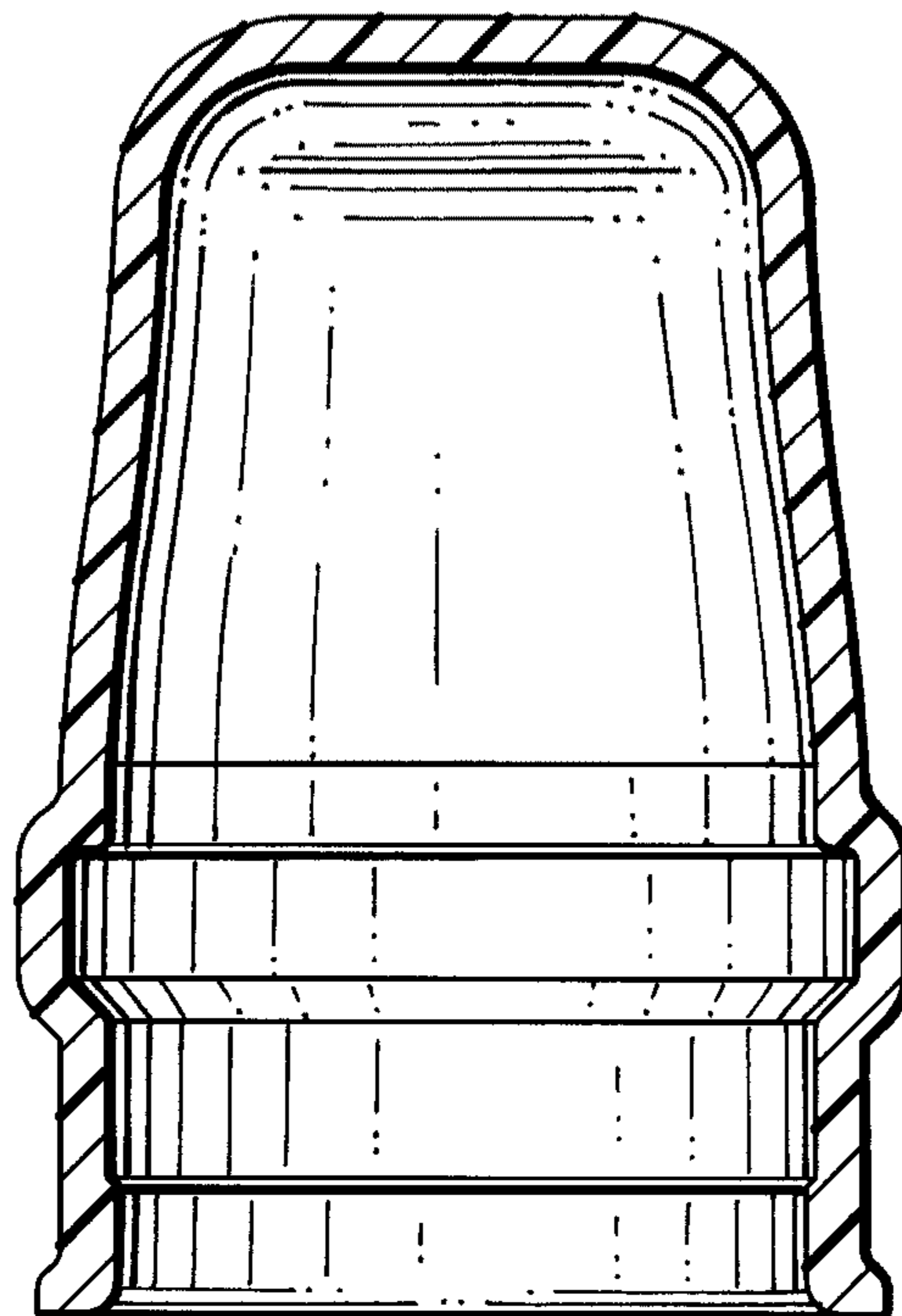


FIG. 6