



US00D708501S

(12) **United States Design Patent**
Stefnitz

(10) **Patent No.:** **US D708,501 S**

(45) **Date of Patent:** **** Jul. 8, 2014**

(54) **HANDLE WITH CLIP**

(71) Applicant: **John Stefnitz**, Waterdown (CA)

(72) Inventor: **John Stefnitz**, Waterdown (CA)

(**) Term: **14 Years**

(21) Appl. No.: **29/455,078**

(22) Filed: **May 16, 2013**

(51) **LOC (10) Cl.** **08-06**

(52) **U.S. Cl.**

CPC **B25G 1/04** (2013.01)

USPC **D8/107**

(58) **Field of Classification Search**

CPC B25G 1/04

USPC D8/107, 105, 101, 99, 95, 97, 49, 48,
D8/DIG. 6; D10/70, 71, 72; D34/27;
16/110.1; 292/336.3; 30/507; 294/100;
7/150, 164, 167, 169, 170; 33/755;
224/270, 218, 269; 248/224.71; D3/12

See application file for complete search history.

(56) **References Cited**

U.S. PATENT DOCUMENTS

| | | | | | |
|-----------|-----|---------|--------------|-------|----------|
| 3,205,584 | A * | 9/1965 | Overaa | | 33/760 |
| D229,092 | S * | 11/1973 | Quenot | | D10/62 |
| 4,363,147 | A * | 12/1982 | Deweese | | 7/158 |
| D269,848 | S * | 7/1983 | Covey | | D8/97 |
| 4,756,085 | A * | 7/1988 | Lebessis | | 30/277.4 |
| D305,198 | S * | 12/1989 | White et al. | | D8/8 |
| 5,016,326 | A * | 5/1991 | Goldenberg | | 24/3.11 |

| | | | | | |
|-----------|-----|---------|-----------------|-------|---------|
| 5,127,122 | A * | 7/1992 | Sobotka | | 7/166 |
| D369,083 | S * | 4/1996 | Tallman | | D8/300 |
| D372,183 | S * | 7/1996 | Bourque | | D8/98 |
| 5,657,551 | A * | 8/1997 | Lin | | 33/767 |
| D396,012 | S * | 7/1998 | Walsten | | D10/74 |
| D417,379 | S * | 12/1999 | Bidstrup et al. | | D8/97 |
| D420,560 | S * | 2/2000 | Hepworth | | D8/99 |
| D527,607 | S * | 9/2006 | Jackson | | D8/107 |
| D529,360 | S * | 10/2006 | Wimmer | | D8/80 |
| D541,489 | S * | 4/2007 | Johnson et al. | | D30/152 |
| D699,543 | S * | 2/2014 | Haythornthwaite | | D8/107 |

* cited by examiner

Primary Examiner — Paula Greene

(57) **CLAIM**

The ornamental design for a handle with clip, as shown and described.

DESCRIPTION

FIG. 1 is a front plan view of a handle with clip of the present design.

FIG. 2 is a top plan view of the handle with clip shown in FIG. 1.

FIG. 3 is a left side elevational view of the handle with clip shown in FIG. 1.

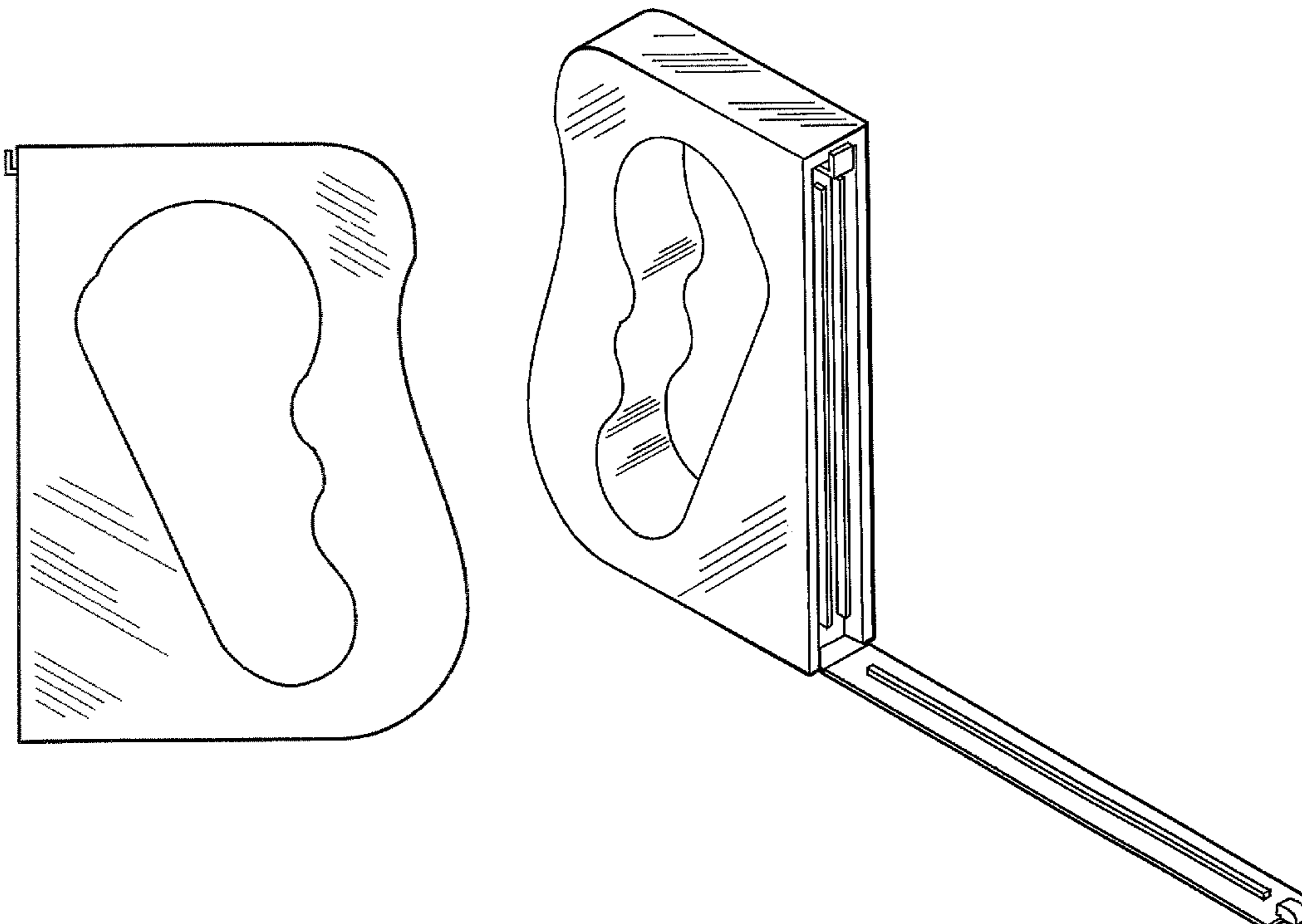
FIG. 4 is a bottom plan view of the handle with clip shown in FIG. 1.

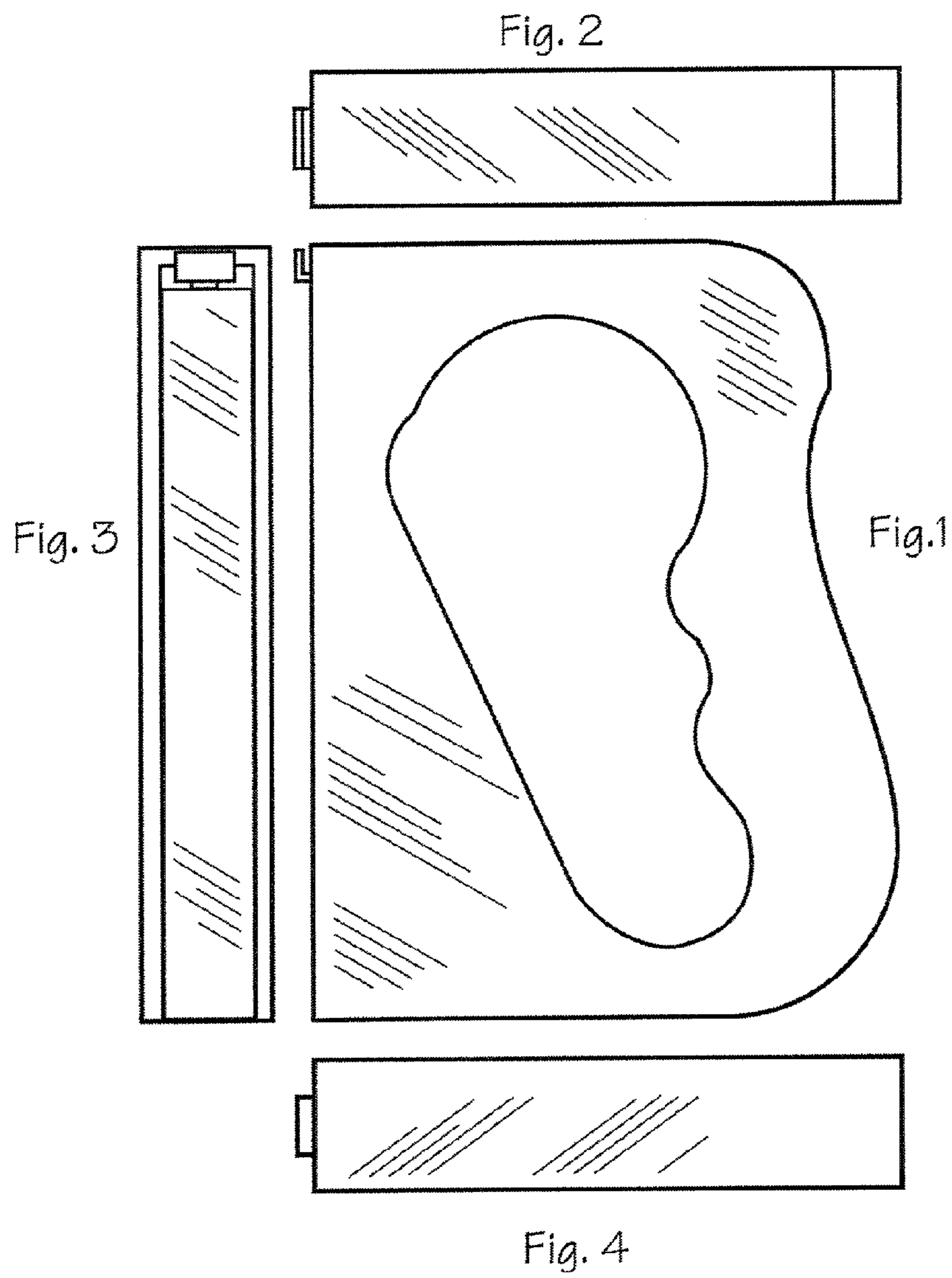
FIG. 5 is a rear perspective view of the handle with clip shown in FIG. 1, wherein the clip is in an open position.

FIG. 6 is a rear perspective view of the handle with clip shown in FIG. 1, wherein the clip is in a partially open position; and,

FIG. 7 is a rear perspective view of the handle with clip shown in FIG. 1, wherein the clip is in a closed position.

1 Claim, 2 Drawing Sheets





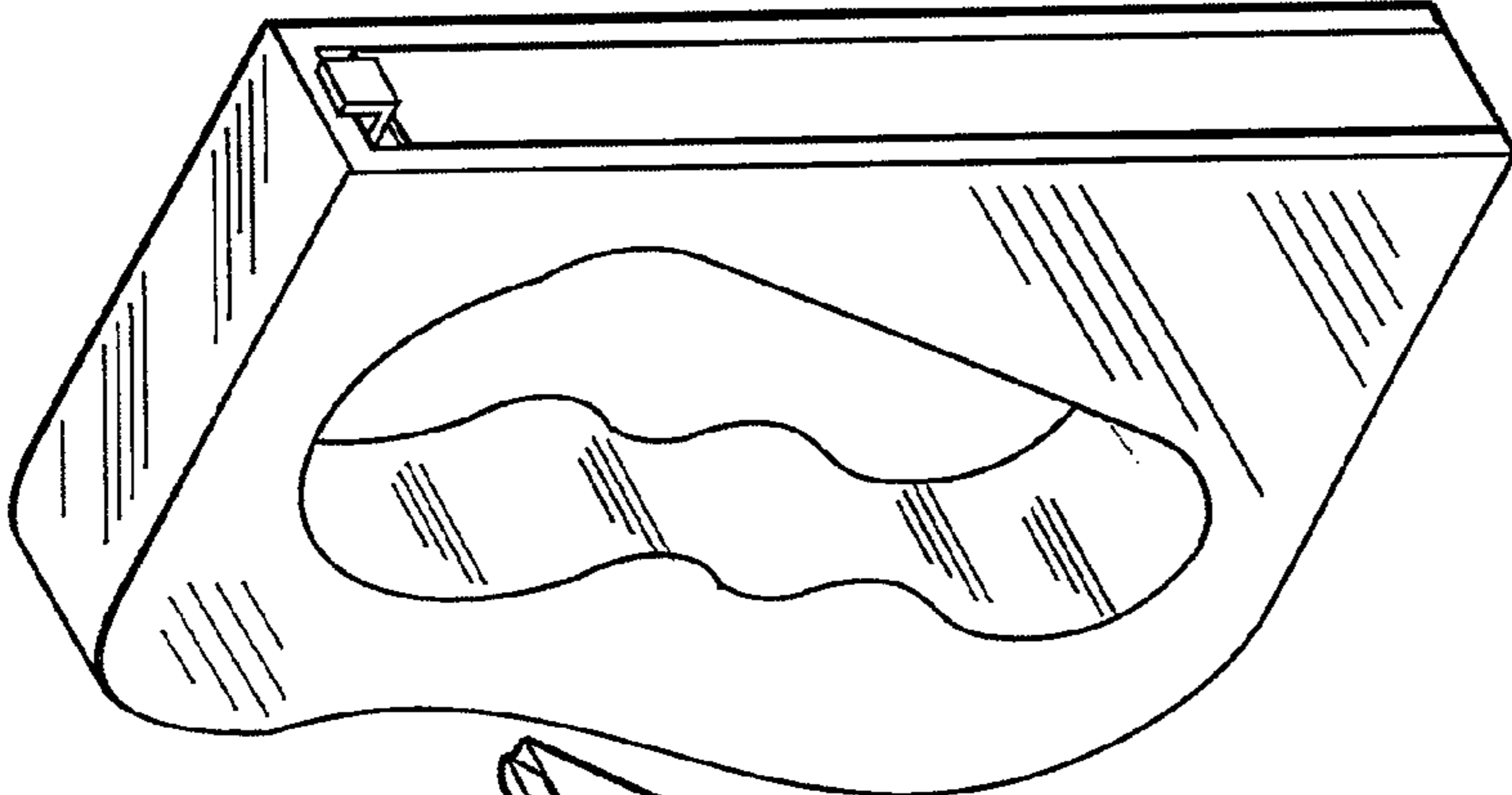


Fig. 7

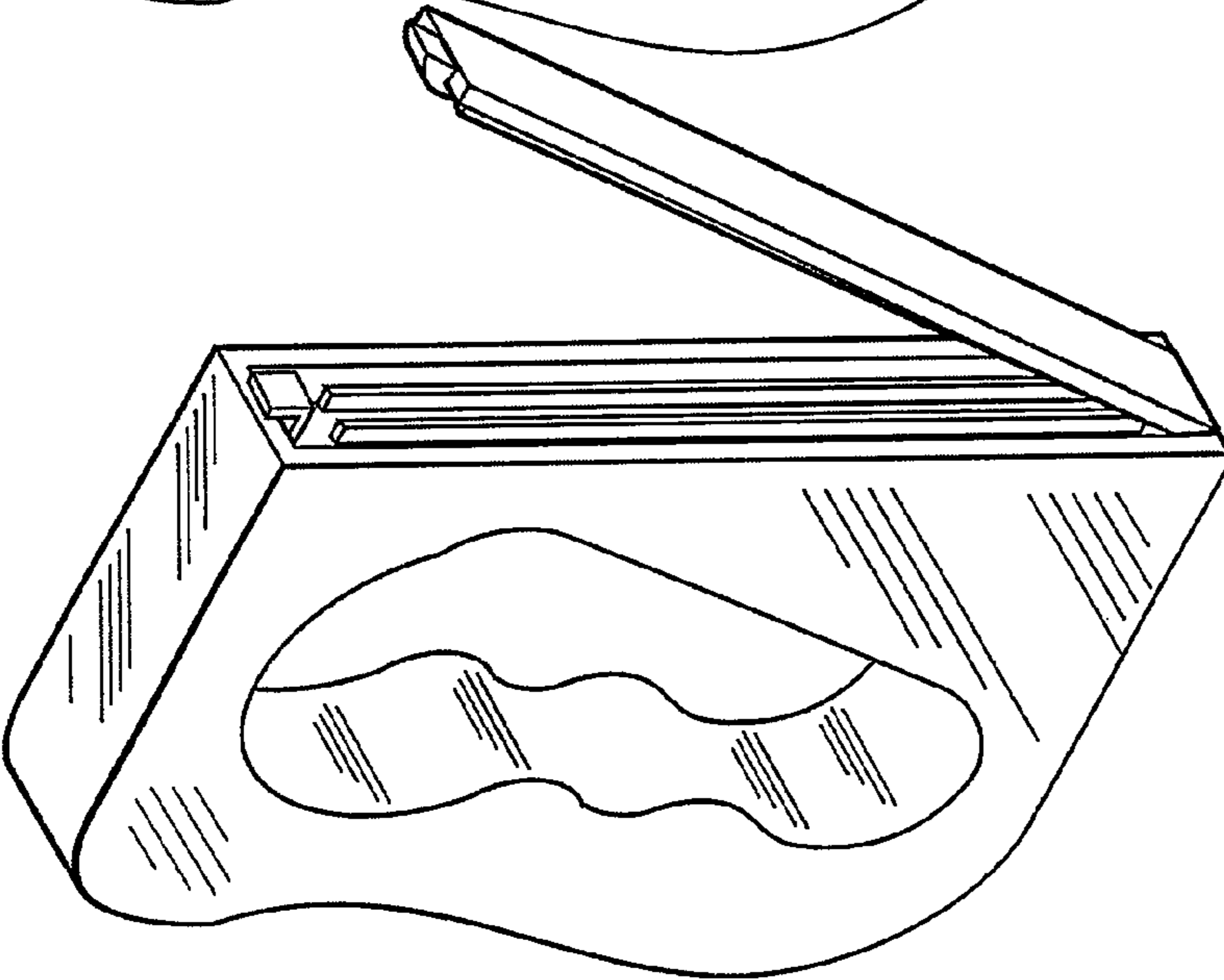


Fig. 6

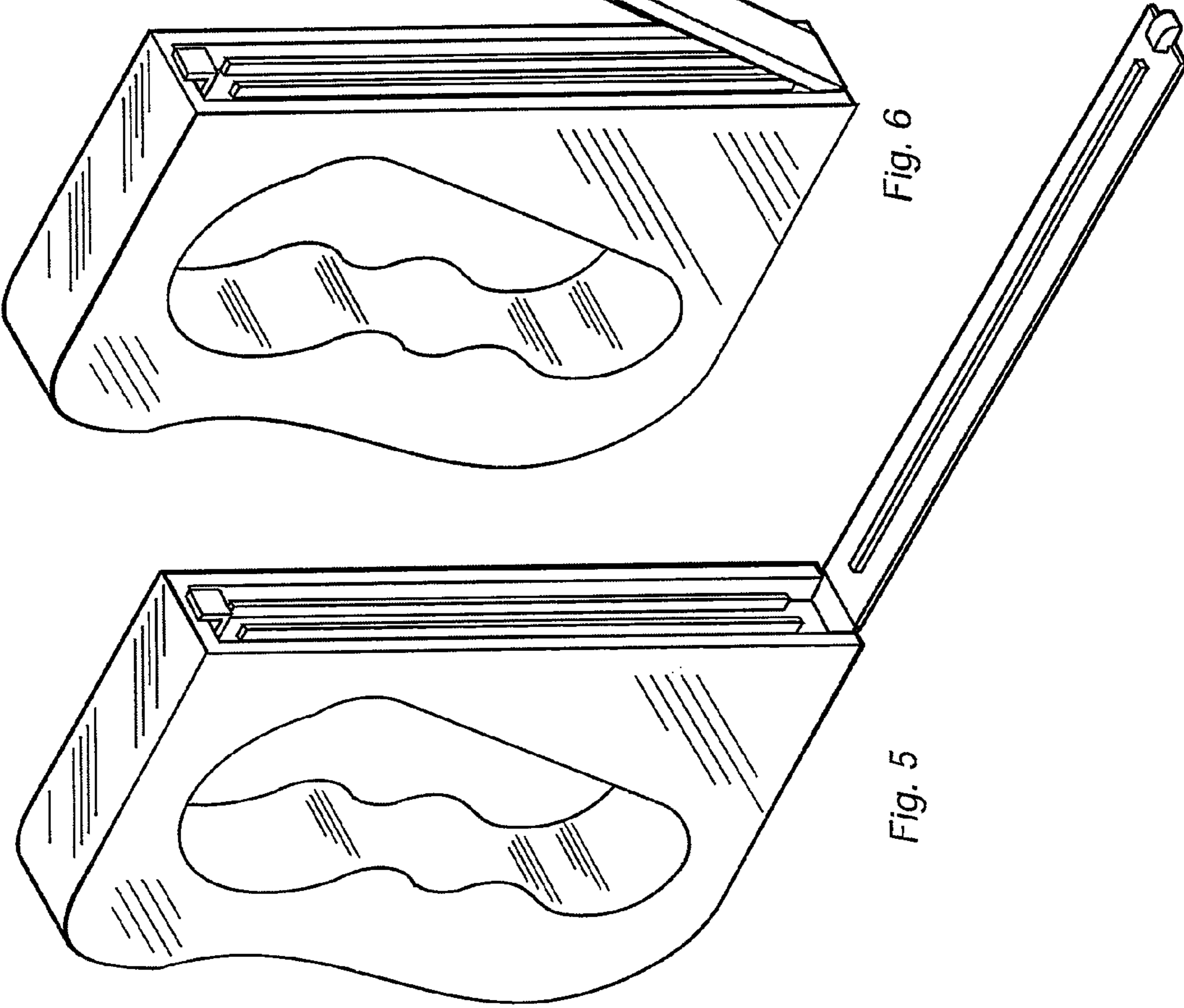


Fig. 5