



US00D708493S

(12) **United States Design Patent**
Ebrahim et al.

(10) **Patent No.:** **US D708,493 S**
(45) **Date of Patent:** **** Jul. 8, 2014**

(54) **PEELER**

30/294, 155, 321, 531; 241/169, 169.1,
241/273.1–273.4

(71) Applicants: **Mustapha Ebrahim**, Hong Kong (HK);
Wen Kwok Wai, Tai Wai (HK);
Christopher Hawker, Columbus, OH
(US); **Jessica Moreland**, Columbus, OH
(US); **Christopher Trunek**, Salt Lake
City, UT (US); **Joel Beebe**, Columbus,
OH (US); **Trevis Kurz**, Poland, OH (US)

See application file for complete search history.

(56) **References Cited**

U.S. PATENT DOCUMENTS

4,920,645	A *	5/1990	Baudouin	30/162
6,336,271	B1 *	1/2002	Rider et al.	30/162
6,427,332	B1 *	8/2002	Pi	30/123.6
D586,190	S *	2/2009	Hauser	D7/695
D596,468	S *	7/2009	Seehoff	D7/695
D602,750	S *	10/2009	Holcomb et al.	D7/693

* cited by examiner

Primary Examiner — Terry Wallace

(74) *Attorney, Agent, or Firm* — Benesch, Friedlander,
Coplan & Aronoff LLP

(72) Inventors: **Mustapha Ebrahim**, Hong Kong (HK);
Wen Kwok Wai, Tai Wai (HK);
Christopher Hawker, Columbus, OH
(US); **Jessica Moreland**, Columbus, OH
(US); **Christopher Trunek**, Salt Lake
City, UT (US); **Joel Beebe**, Columbus,
OH (US); **Trevis Kurz**, Poland, OH (US)

(**) Term: **14 Years**

(57) **CLAIM**

The ornamental design for a peeler, as shown and described.

(21) Appl. No.: **29/444,567**

DESCRIPTION

(22) Filed: **Jan. 31, 2013**

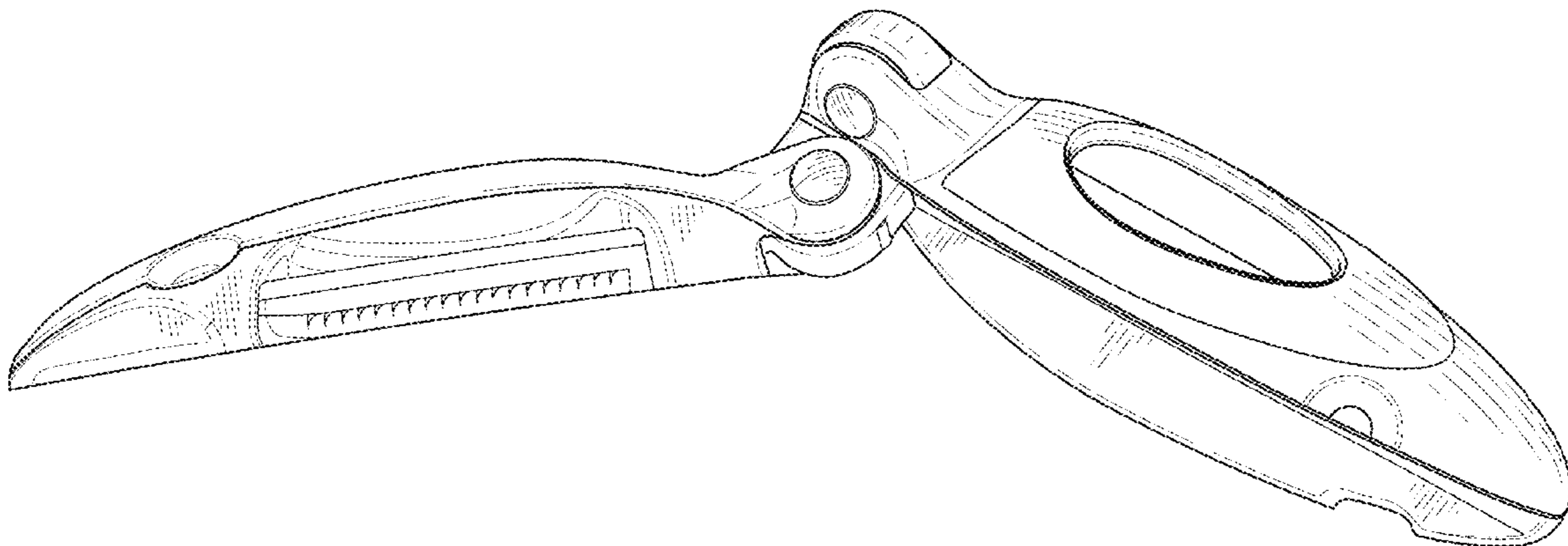
(51) **LOC (10) Cl.** **07-04**

(52) **U.S. Cl.**
USPC **D7/695**

(58) **Field of Classification Search**
CPC A47J 17/02
USPC D7/680–696; 99/485, 495, 567, 568,
99/542–545, 584, 585, 588, 591–593;
30/120.1, 278, 279.2, 123.5, 123.6,
30/123.7, 279.4, 279.6, 280, 281, 282,

FIG. 1 is a perspective view of a peeler in a closed state;
FIG. 2 is a top view thereof;
FIG. 3 is a front view thereof;
FIG. 4 is a bottom view thereof;
FIG. 5 is a left side view thereof; and,
FIG. 6 is a perspective view of a peeler in an open state.

1 Claim, 3 Drawing Sheets



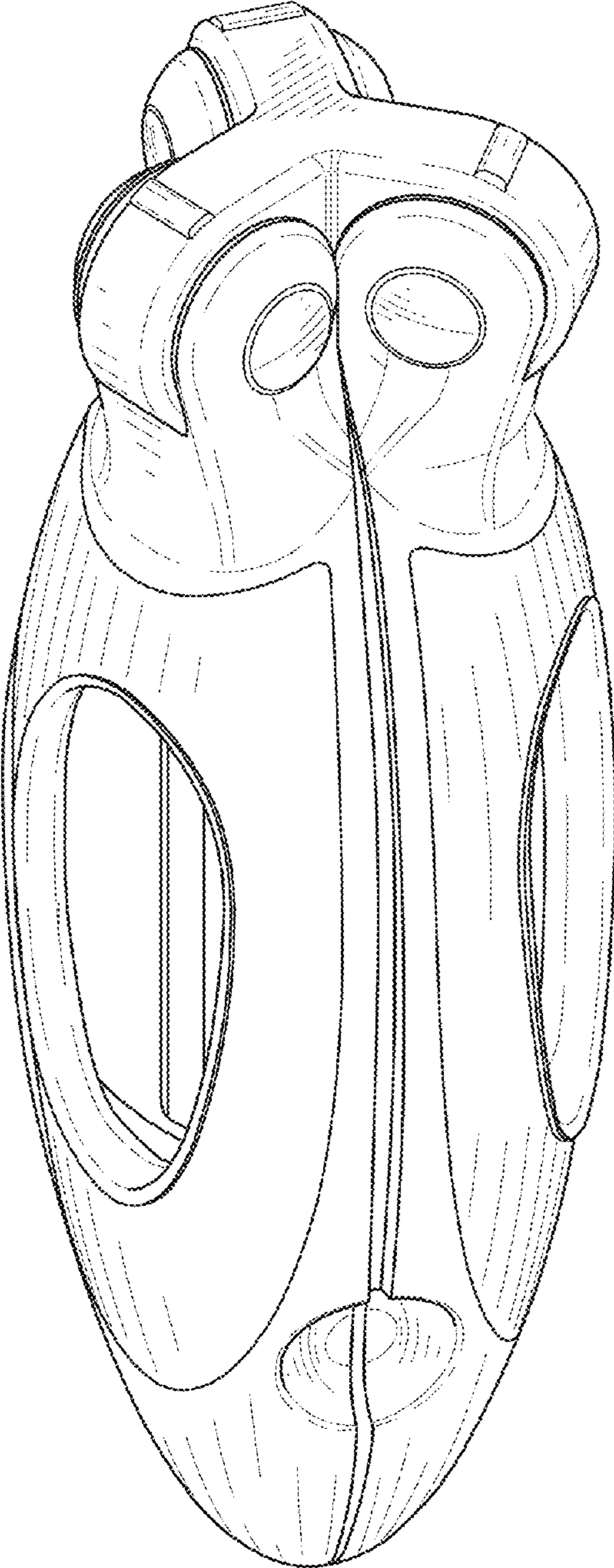


Figure 1

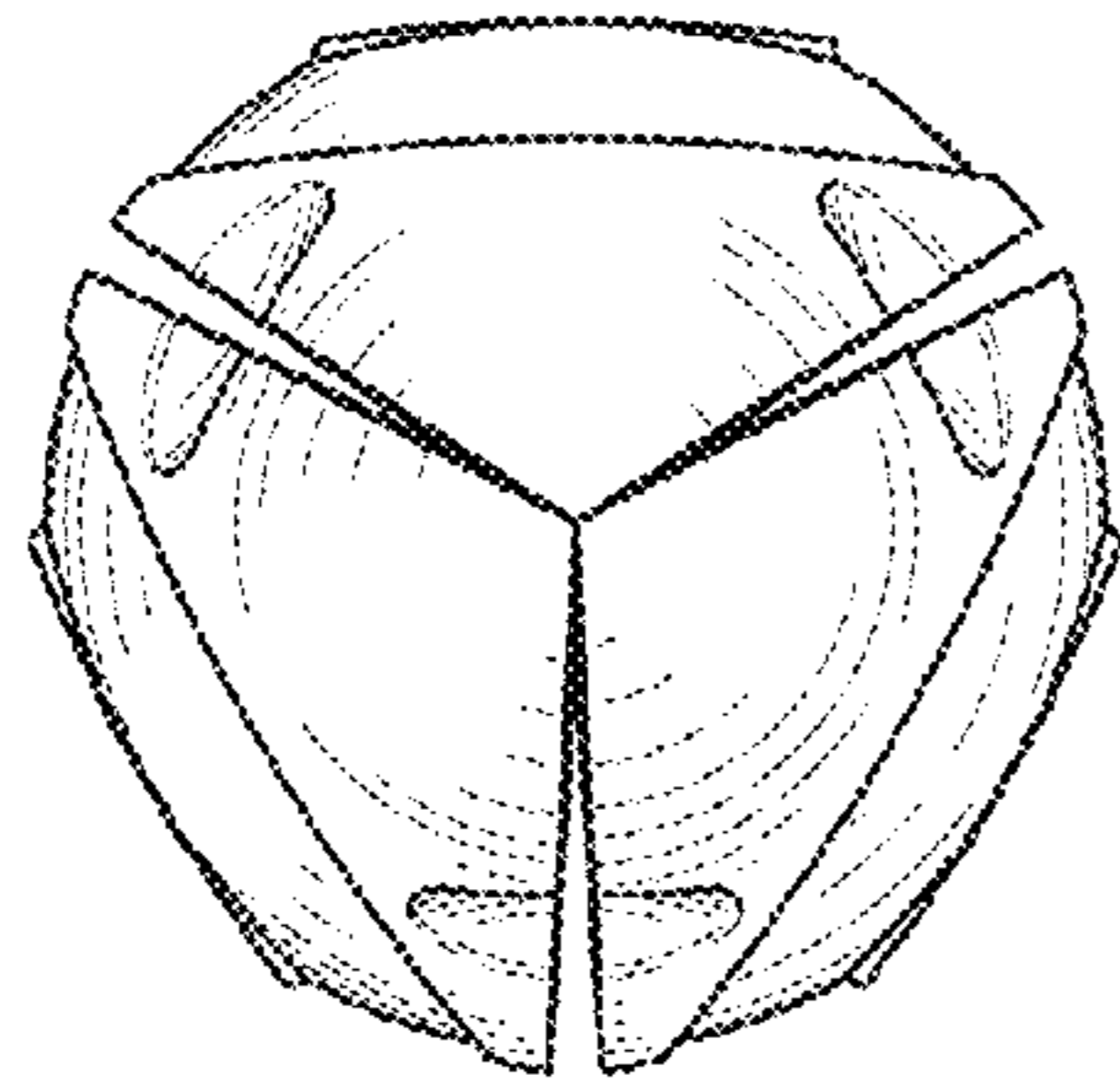


Figure 2

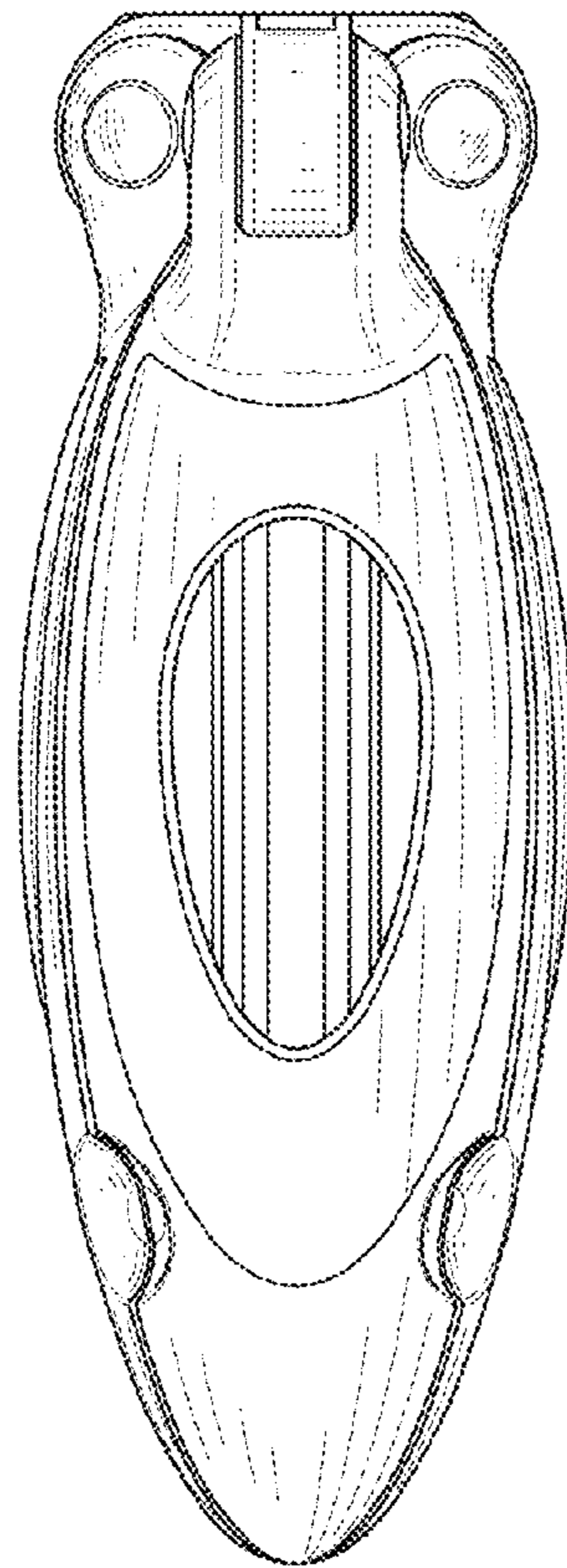


Figure 3

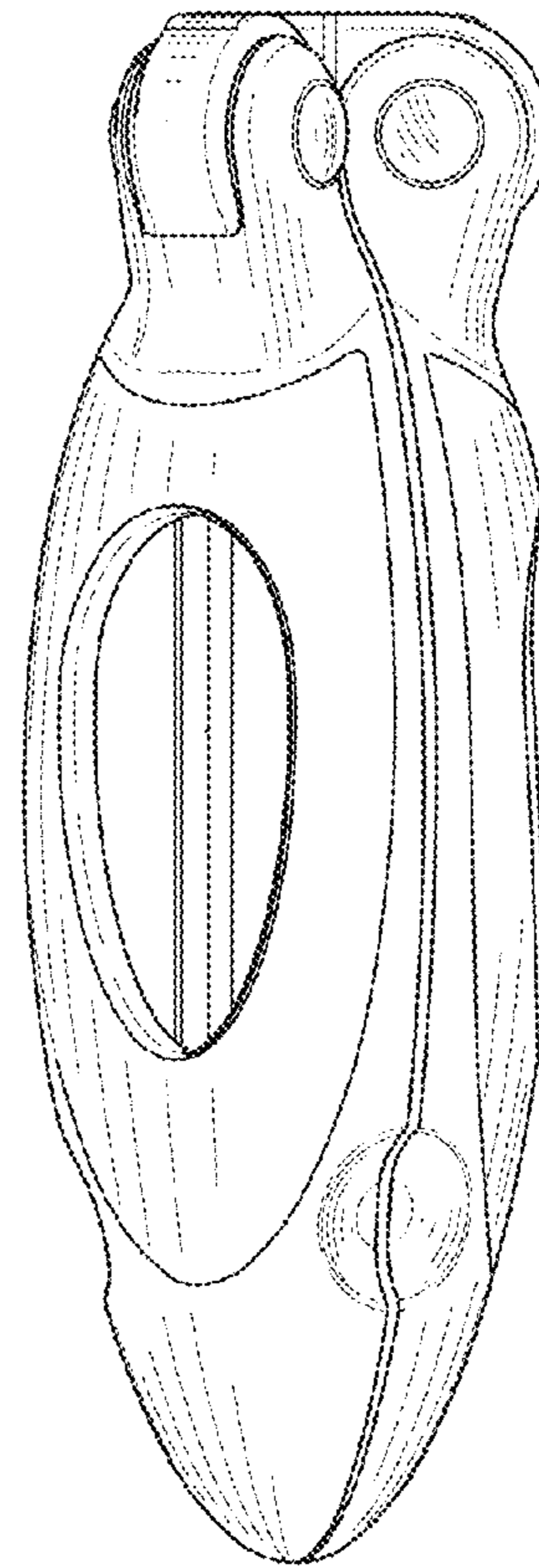


Figure 5

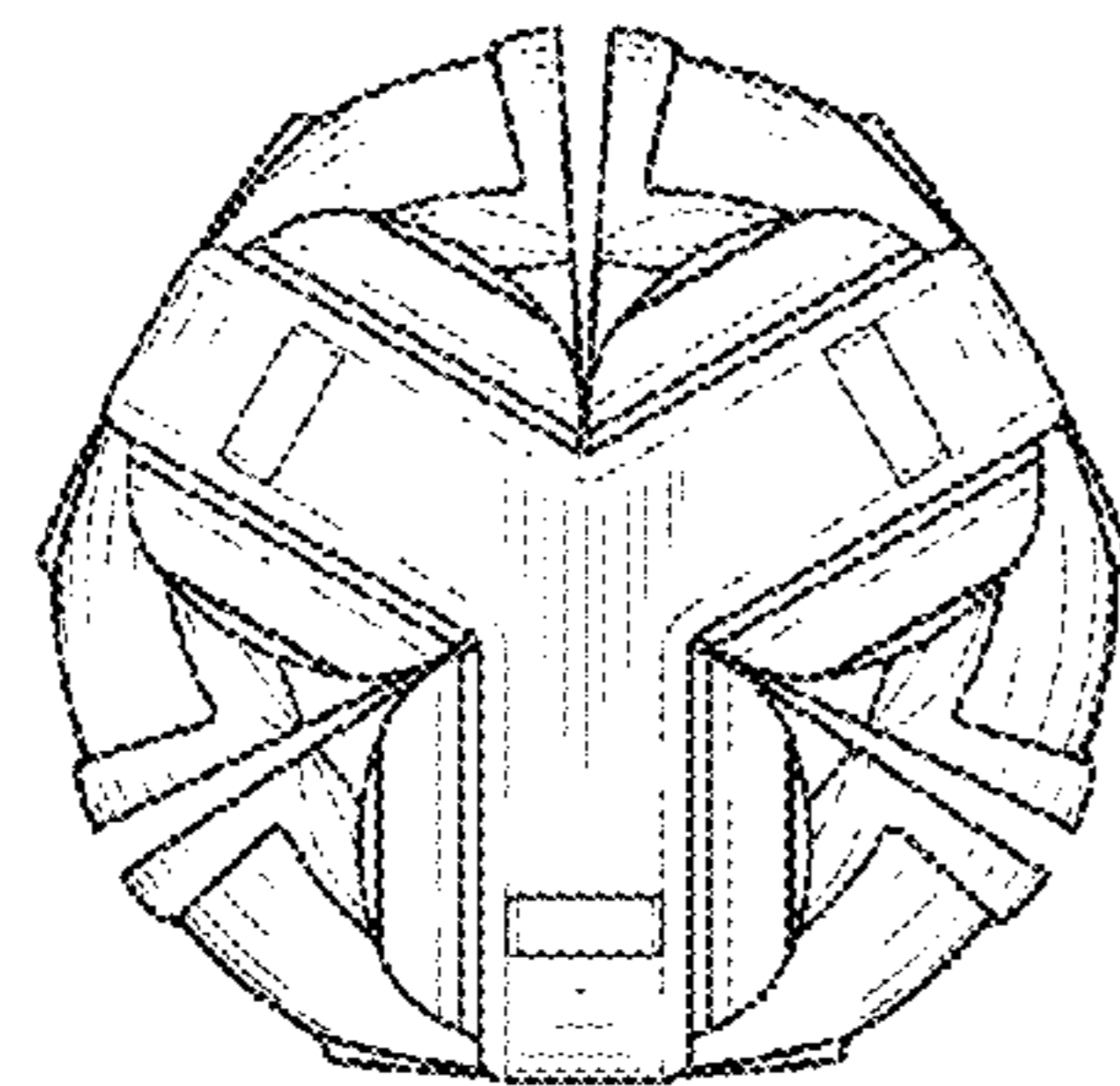


Figure 4

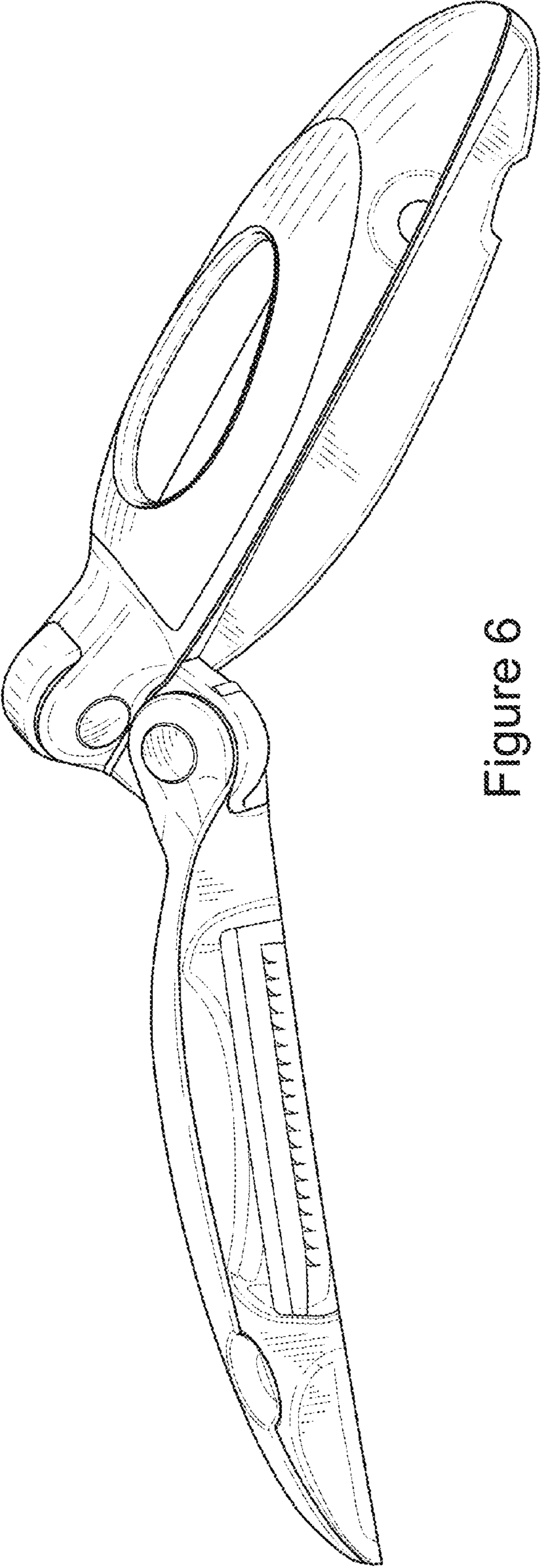


Figure 6