



US00D708472S

(12) **United States Design Patent**
Landers

(10) **Patent No.:** **US D708,472 S**

(45) **Date of Patent:** **** Jul. 8, 2014**

(54) **FRYING PAN COVER**

(71) Applicant: **Thomas Landers**, Indianapolis, IN (US)

(72) Inventor: **Thomas Landers**, Indianapolis, IN (US)

(**) Term: **14 Years**

(21) Appl. No.: **29/451,785**

(22) Filed: **Apr. 9, 2013**

(51) **LOC (10) Cl.** **07-02**

(52) **U.S. Cl.**
USPC **D7/391; D7/354**

(58) **Field of Classification Search**

USPC D6/708.23; D7/307, 323, 329-332,
D7/339, 346-347, 350.1-350.4, 353-367,
D7/391-392, 392.1, 393, 395, 402, 406,
D7/409, 538-545, 553.6, 555, 557,
D7/584-587, 600-602, 610-614, 629,
D7/665-667, 672; D12/209; 99/324-325,
99/331-343, 369, 400-418, 422, 425, 426,
99/440, 451, 483; 126/37 R, 261, 373.1,
126/374.1, 378.1, 381.1, 385.1;
206/501-505, 507-508; 219/400, 405,
219/429-442, 620-624, 725, 730-735;
220/203.05, 203.07, 203.09, 298,
220/315-316, 573.1-573.5, 575, 912;
248/506; 301/64.705; 426/438, 441

See application file for complete search history.

(56) **References Cited**

U.S. PATENT DOCUMENTS

1,576,088	A *	3/1926	Bunz	220/575
2,550,989	A *	5/1951	French et al.	248/506
D191,058	S *	8/1961	Jones	D7/584
D219,966	S *	2/1971	Halibrand	D12/209
D281,660	S *	12/1985	Trudeau et al.	D7/584
D303,516	S *	9/1989	Arredondo, Jr.	D12/209
5,184,874	A *	2/1993	Olson et al.	301/64.705
D372,697	S *	8/1996	Echazabal et al.	D12/209
D405,747	S *	2/1999	Sacco et al.	D12/209
D454,822	S *	3/2002	Leutz	D12/209
D551,495	S *	9/2007	Orbach	D7/391
D600,972	S *	9/2009	Andersson	D7/391
D690,143	S *	9/2013	Corcorran et al.	D6/708.23

* cited by examiner

Primary Examiner — Ricky Pham

(74) *Attorney, Agent, or Firm* — Keith Swedo; Bingham Greenebaum Doll LLP

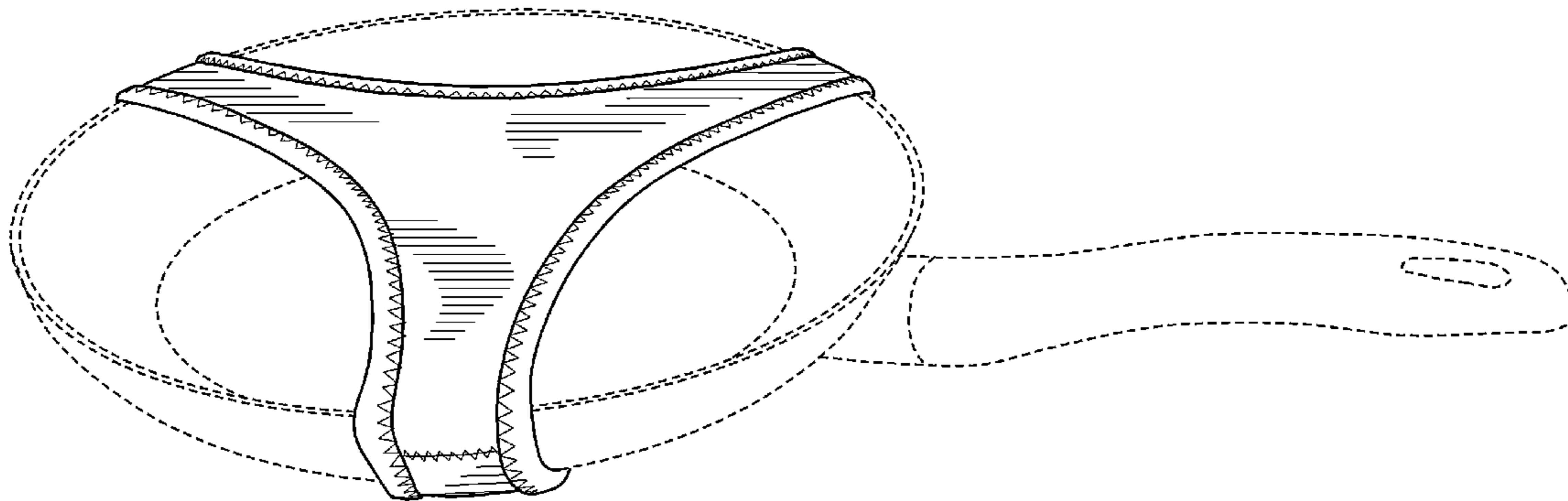
(57) **CLAIM**

The ornamental design for the frying pan cover, as shown and described.

DESCRIPTION

FIG. 1 is a perspective view of the frying pan cover showing my new design;
FIG. 2 is a top view thereof;
FIG. 3 is a front view thereof; and,
FIG. 4 is a rear view thereof.
The broken lines shown in the drawings are for illustrative purposes only and form no part of the claimed design.

1 Claim, 3 Drawing Sheets



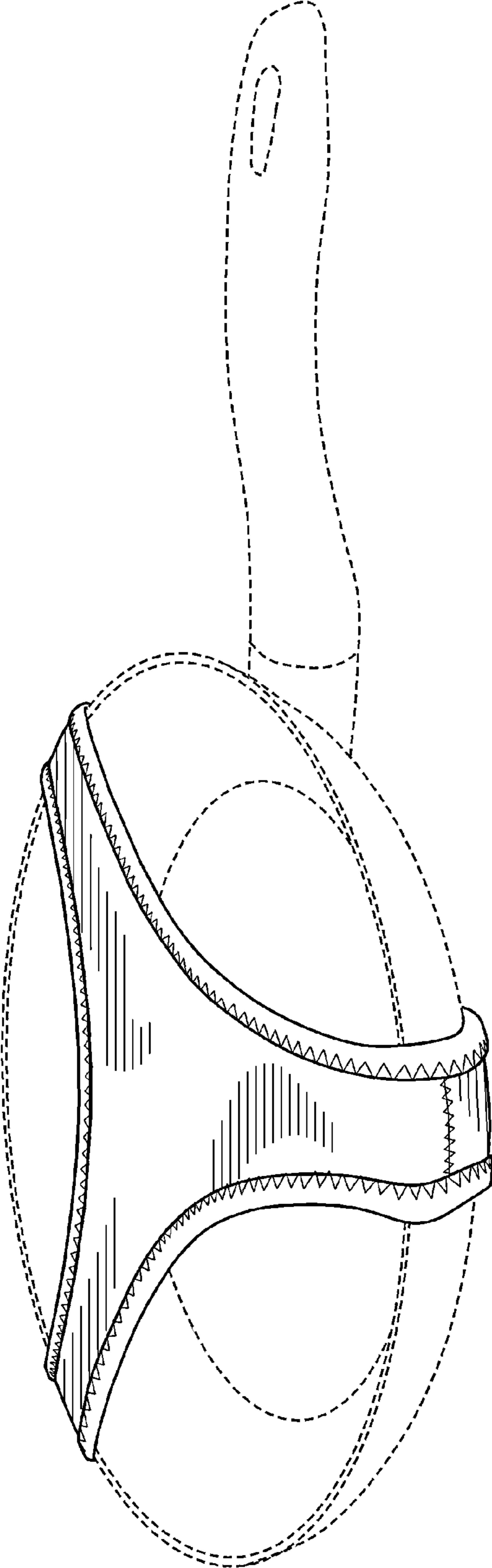


Fig. 1

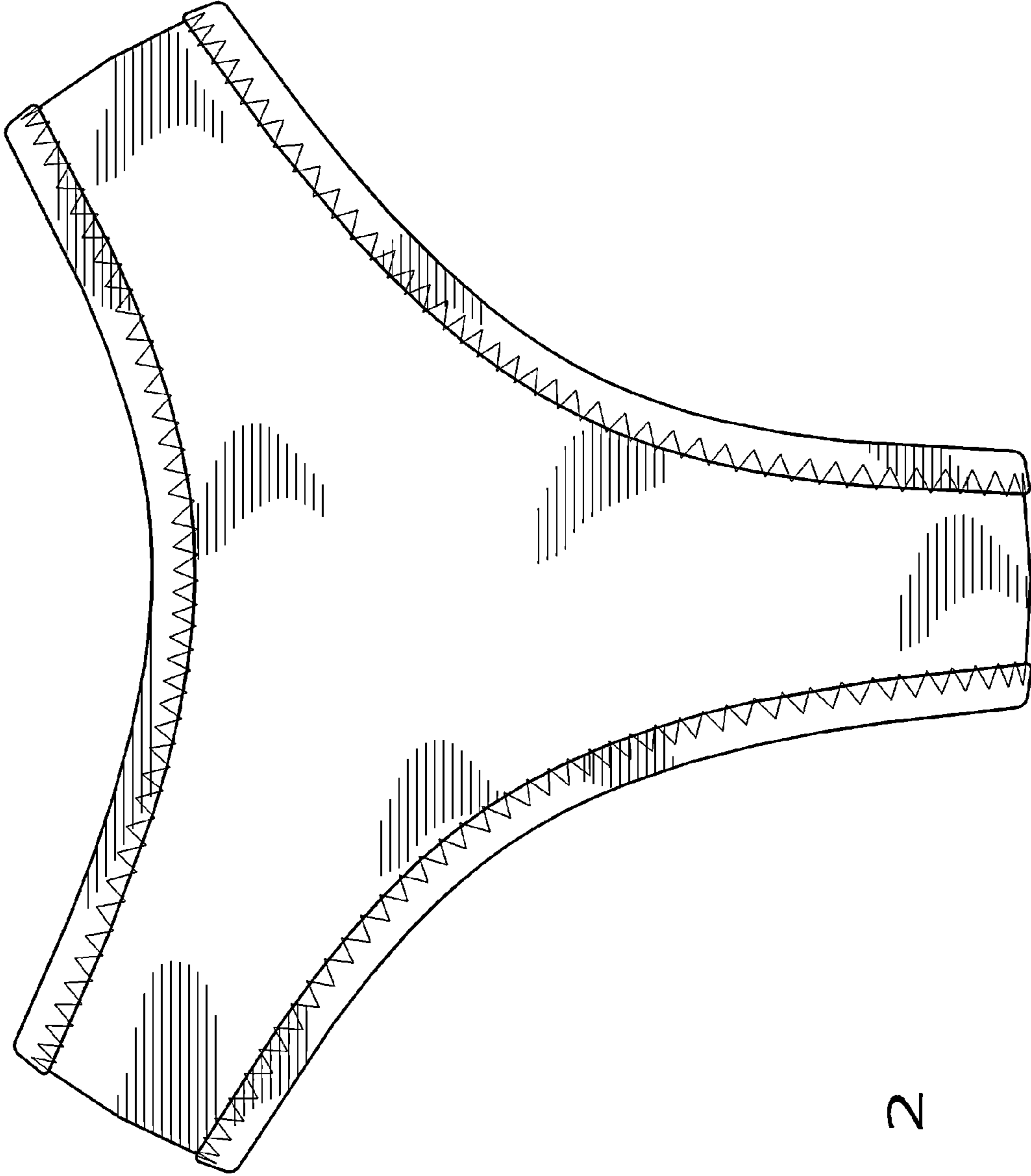


Fig. 2

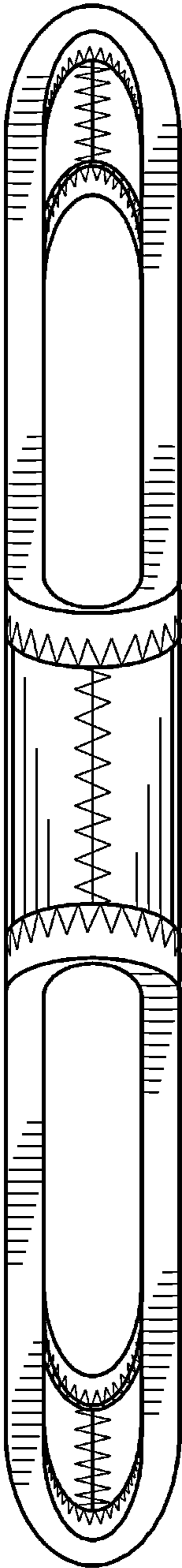


Fig. 3

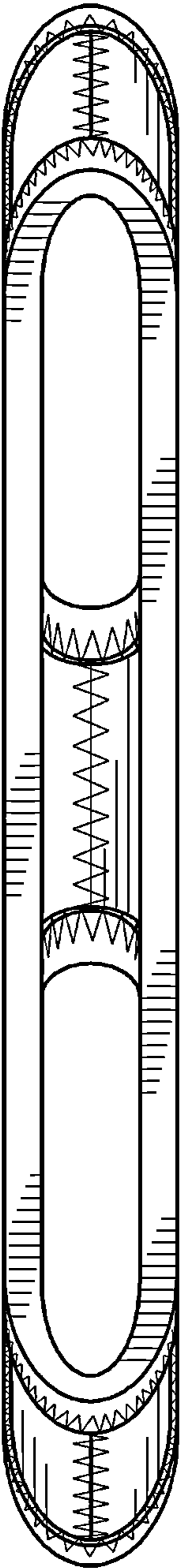


Fig. 4