

US00D708449S

(12) **United States Design Patent**  
**Ritterband**

(10) **Patent No.:** **US D708,449 S**  
(45) **Date of Patent:** **\*\* Jul. 8, 2014**

(54) **CHAIR**

297/423.1, 423.18, 445.1, 446.1, 447.1,  
297/447.2, 448.1, 452.2, 461

(71) Applicant: **Monica Ritterband**, Frederiksberg C  
(DK)

See application file for complete search history.

(72) Inventor: **Monica Ritterband**, Frederiksberg C  
(DK)

(56) **References Cited**

(73) Assignee: **Vermund Larsen A/S** (DK)

U.S. PATENT DOCUMENTS

(\*\*) Term: **14 Years**

(21) Appl. No.: **29/473,666**

(22) Filed: **Nov. 25, 2013**

2,936,024	A	*	5/1960	Hendrickson	.....	297/239
D368,379	S	*	4/1996	Muller	.....	D6/360
D400,721	S	*	11/1998	Baeriswyl et al.	.....	D6/360
D420,821	S	*	2/2000	Barile et al.	.....	D6/360
D439,070	S	*	3/2001	Turner et al.	.....	D6/380
D472,066	S	*	3/2003	Ciabatti	.....	D6/376
D533,371	S	*	12/2006	Ciabatti	.....	D6/376
D592,872	S	*	5/2009	Levin	.....	D6/370
D617,567	S	*	6/2010	Stiker Metral	.....	D6/360
2002/0153757	A1	*	10/2002	Lo	.....	297/448.1

\* cited by examiner

**Related U.S. Application Data**

(62) Division of application No. 29/430,256, filed on Aug. 23, 2012, now Pat. No. Des. 701,055.

*Primary Examiner* — Mimoso De

(74) *Attorney, Agent, or Firm* — Sheridan Ross PC

(30) **Foreign Application Priority Data**

Feb. 23, 2012	(EM)	.....	001997073-0001
Feb. 23, 2012	(EM)	.....	001997073-0002
Feb. 23, 2012	(EM)	.....	001997073-0003

(57) **CLAIM**

The ornamental design for a chair, as shown and described.

(51) **LOC (10) Cl.** ..... **06-01**

(52) **U.S. Cl.**  
USPC ..... **D6/360**

**DESCRIPTION**

(58) **Field of Classification Search**  
USPC ..... D6/334-336, 349, 360, 370, 371, 372,  
D6/373, 374, 375, 376, 379, 380, 716,  
D6/716.1, 716.2, 716.3, 716.4; 297/239,

FIG. 1 is a perspective view of the chair of the invention;  
FIG. 2 is a front elevation view of FIG. 1;  
FIG. 3 is a rear elevation view of FIG. 1;  
FIG. 4 is a right side view of FIG. 1, a left side view being  
symmetrical and identical;  
FIG. 5 is a top plan view of FIG. 1; and,  
FIG. 6 is a bottom plan view of FIG. 1.

**1 Claim, 4 Drawing Sheets**

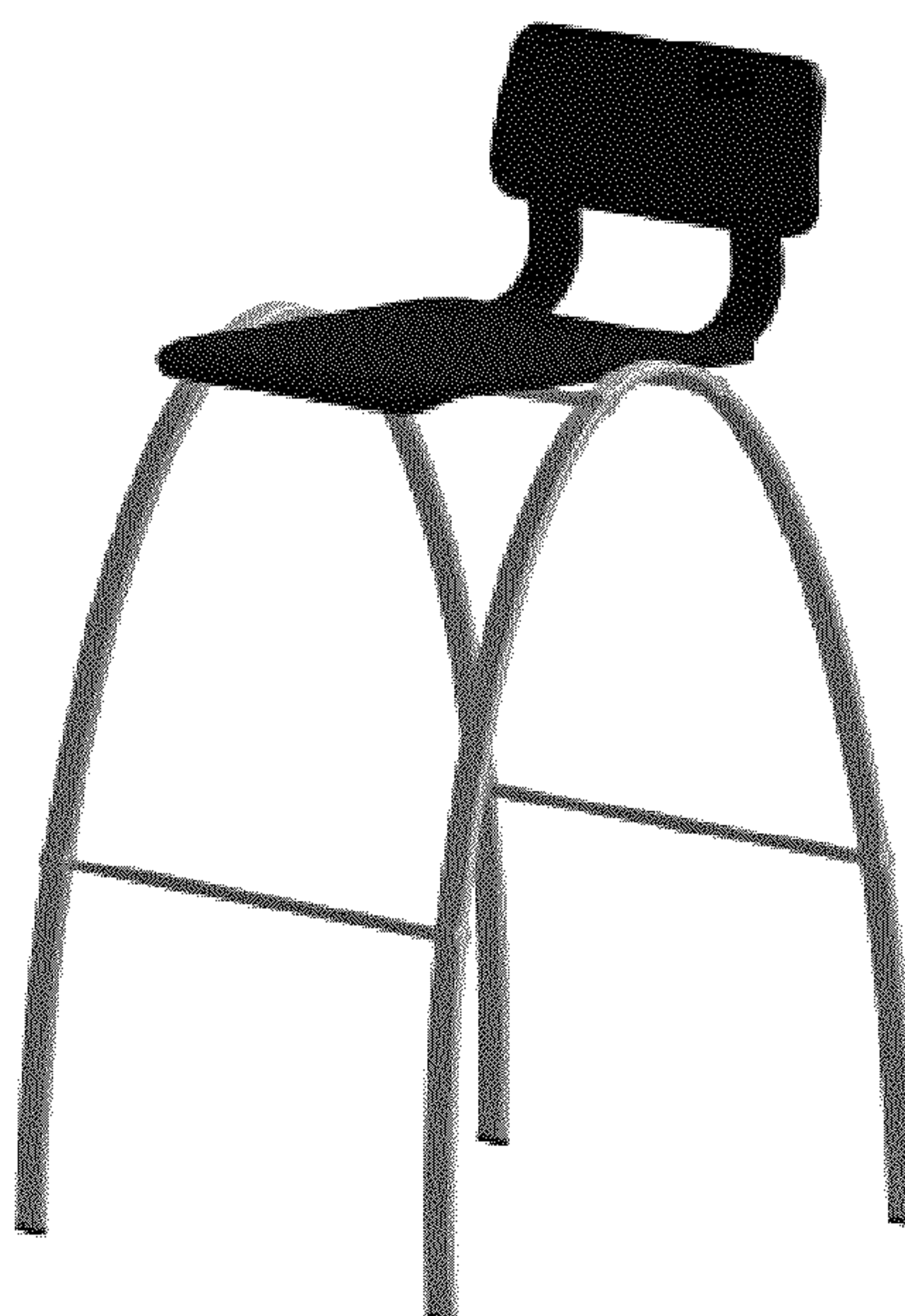




FIG. 1




FIG. 2




FIG. 3

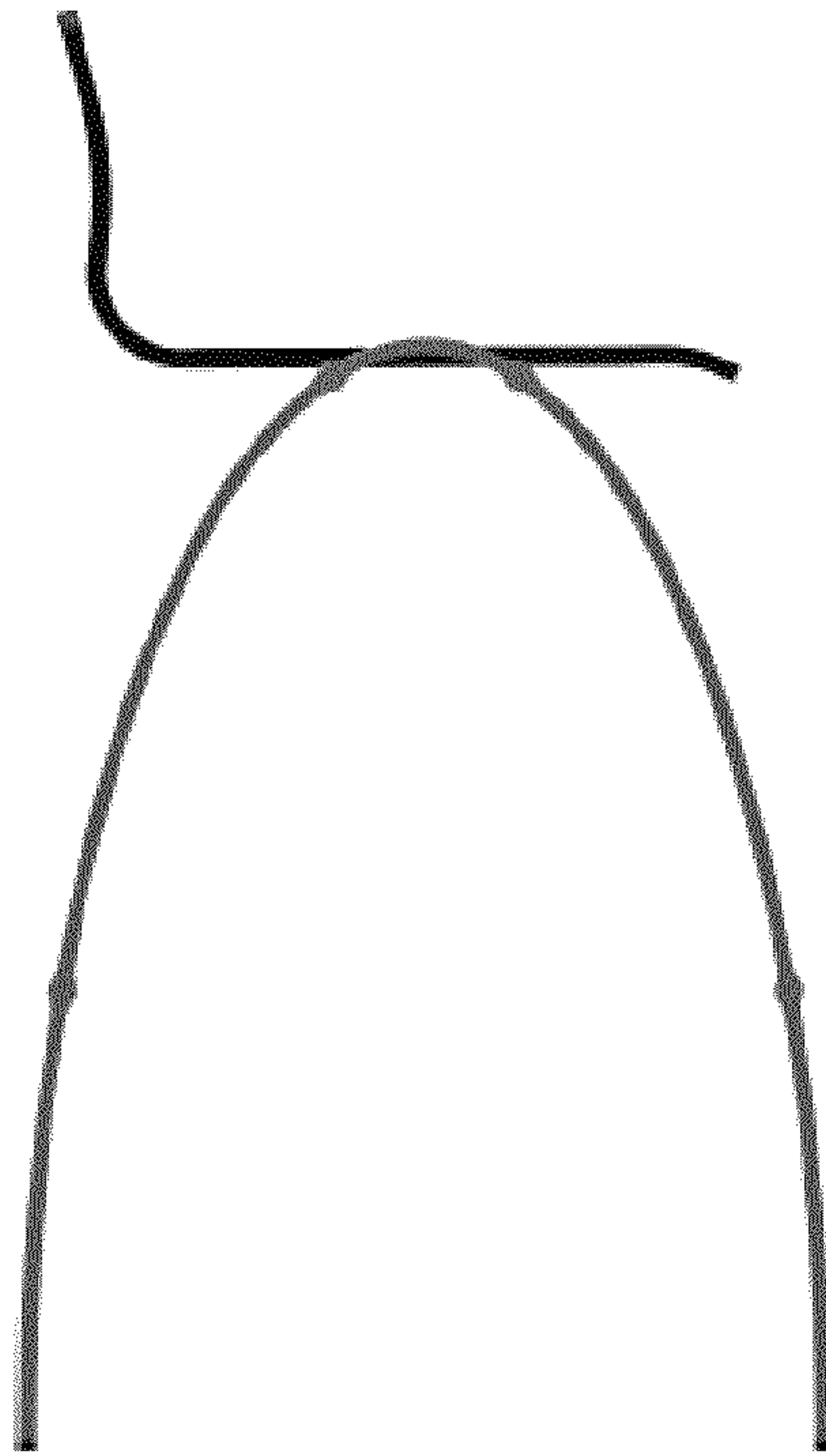


FIG. 4






FIG. 5




FIG. 6