



US00D708432S

(12) **United States Design Patent**
Campbell

(10) **Patent No.:** **US D708,432 S**
(45) **Date of Patent:** **** Jul. 8, 2014**

(54) **SHOE UPPER**

(76) Inventor: **Derek Campbell**, Columbia, MD (US)

(**) Term: **14 Years**

(21) Appl. No.: **29/419,591**

(22) Filed: **Apr. 30, 2012**

Related U.S. Application Data

(63) Continuation-in-part of application No. 13/157,023, filed on Jun. 9, 2011.

(51) **LOC (10) Cl.** **02-99**

(52) **U.S. Cl.**
USPC **D2/972**

(58) **Field of Classification Search**
USPC D2/902, 904, 906-908, 910, 944, 969,
D2/970, 972-974; 36/45, 50.1, 77 M, 77 R,
36/83, 88, 113-115, 126-131, 136, 27
See application file for complete search history.

(56) **References Cited**

U.S. PATENT DOCUMENTS

D397,855 S *	9/1998	Clarke	D2/972
D404,194 S *	1/1999	Smith	D2/972
D415,882 S *	11/1999	McDowell	D2/972
D428,246 S *	7/2000	McCourt	D2/972
D451,270 S *	12/2001	Hall	D2/972
D458,015 S *	6/2002	Dolan et al.	D2/972

D503,262 S *	3/2005	Della Valle	D2/907
D516,287 S *	3/2006	Fontanarosa	D2/972
7,171,766 B2	2/2007	Bouche et al.		
D537,617 S *	3/2007	Hlavacs	D2/972
7,219,444 B2	5/2007	Hall		
D570,089 S *	6/2008	Avar	D2/972
D574,136 S *	8/2008	Avar	D2/969
D578,294 S *	10/2008	Mervar et al.	D2/969
D649,763 S *	12/2011	Chang	D2/972
2001/0015023 A1	8/2001	Funk		
2006/0084899 A1	4/2006	Verkade et al.		
2011/0308110 A1	12/2011	Berns et al.		

* cited by examiner

Primary Examiner — Dominic Simone

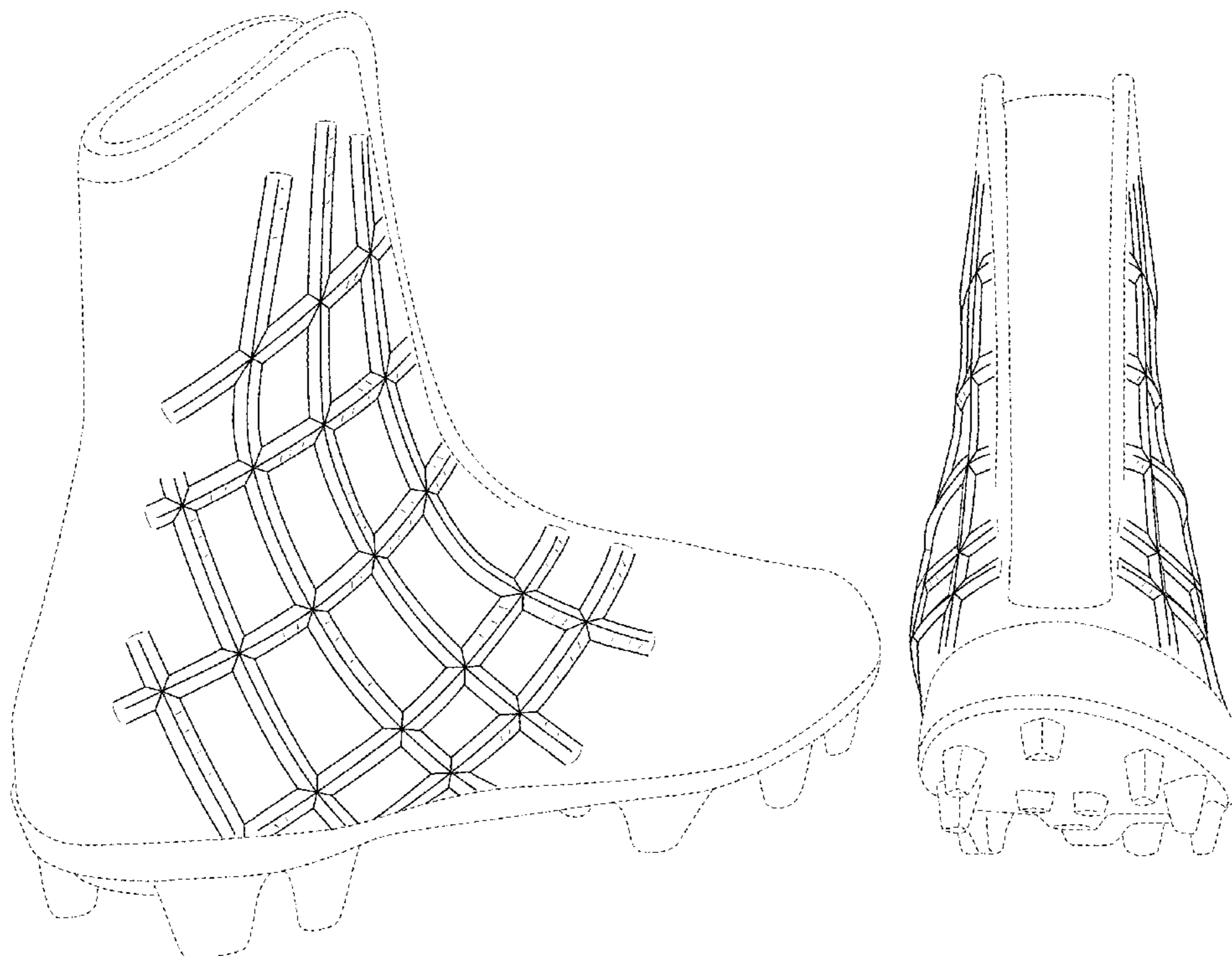
(57) **CLAIM**

The ornamental design for a shoe upper, as shown and described.

DESCRIPTION

FIG. 1 is a perspective view of a shoe upper according to the present invention; FIG. 2 is a left side view of the shoe upper of FIG. 1; FIG. 3 is a right side view of the shoe upper of FIG. 1; FIG. 4 is a front view of the shoe upper of FIG. 1; FIG. 5 is a rear view of the shoe upper of FIG. 1; and, FIG. 6 is a top view of the shoe upper of FIG. 1. The broken lines in the figures merely illustrate the environment for the shoe upper of the present design and therefore form no part of the claimed design.

1 Claim, 5 Drawing Sheets






FIG. 1

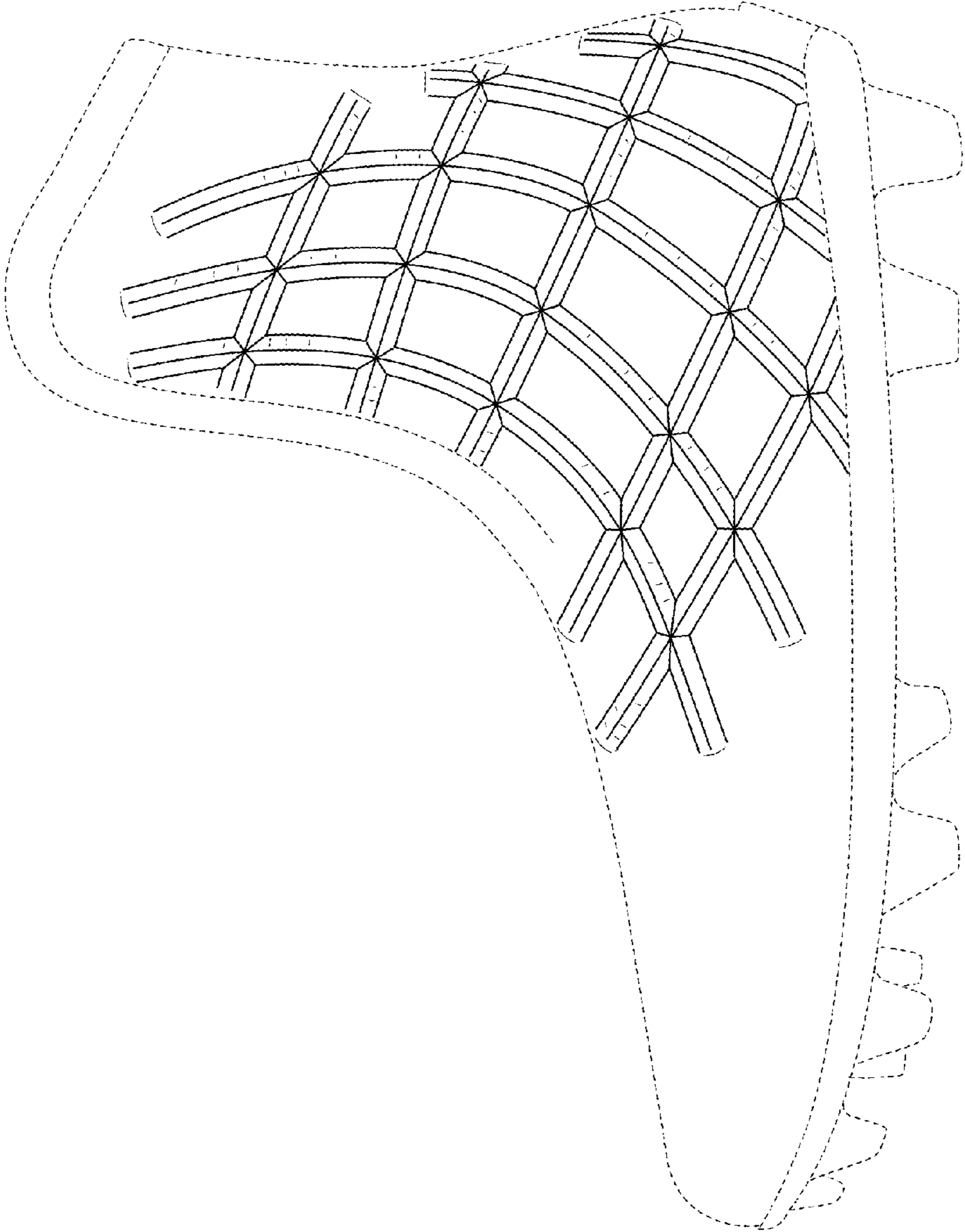


FIG. 2

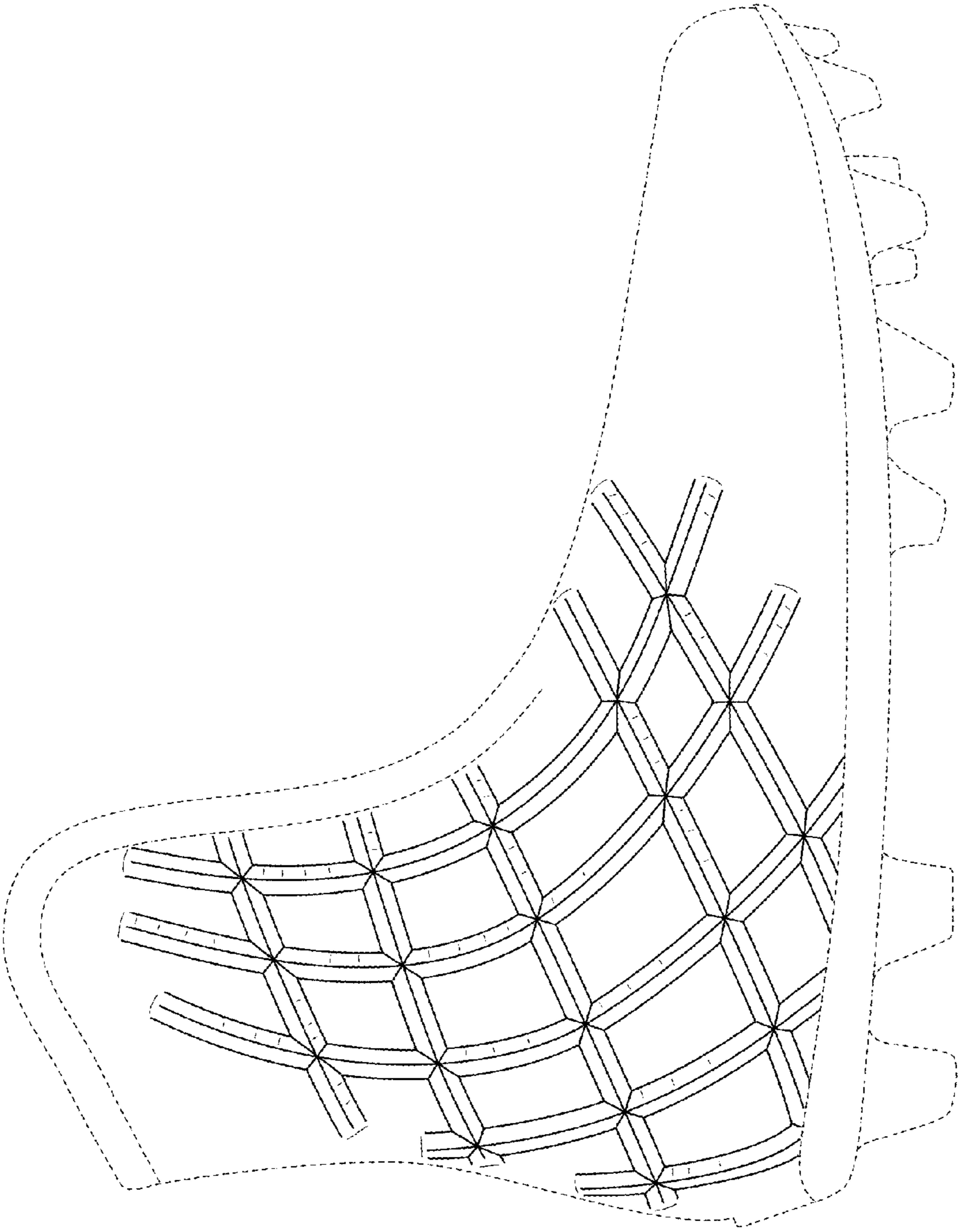


FIG. 3

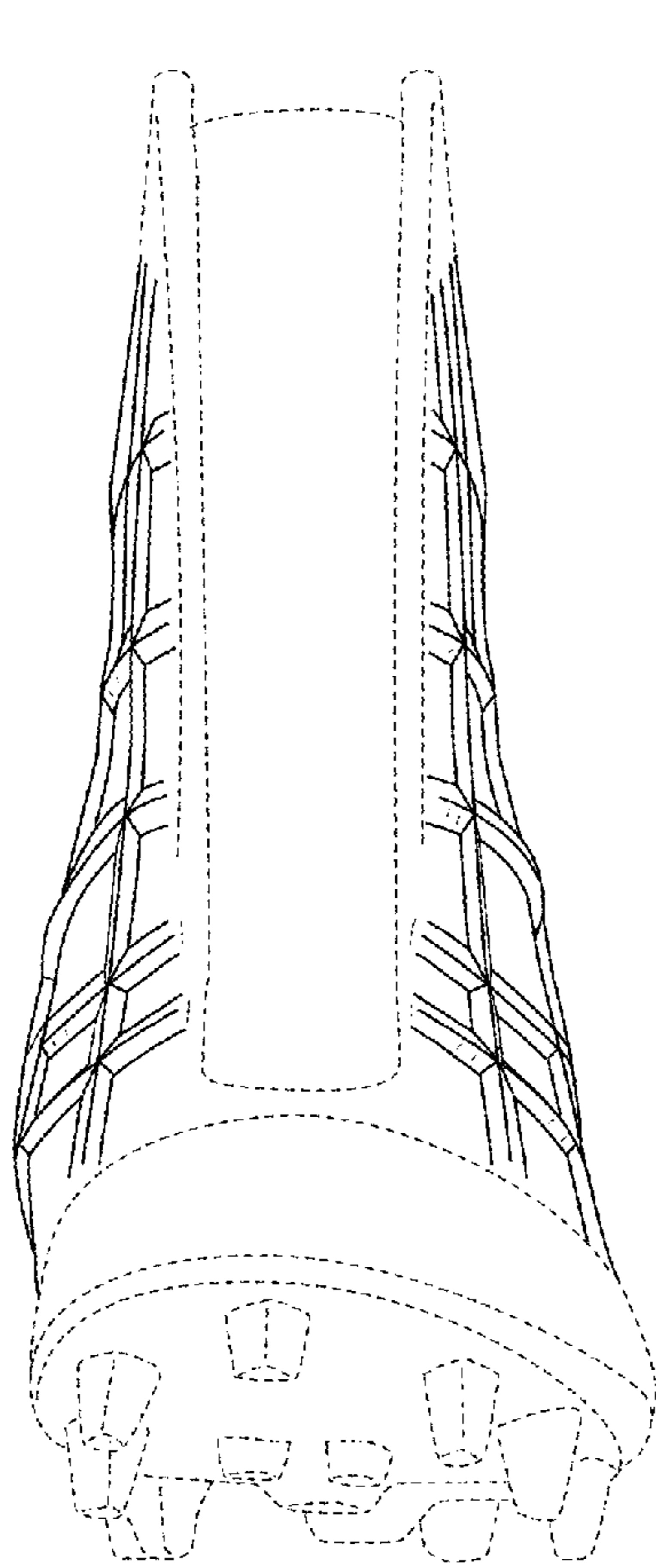


FIG. 4

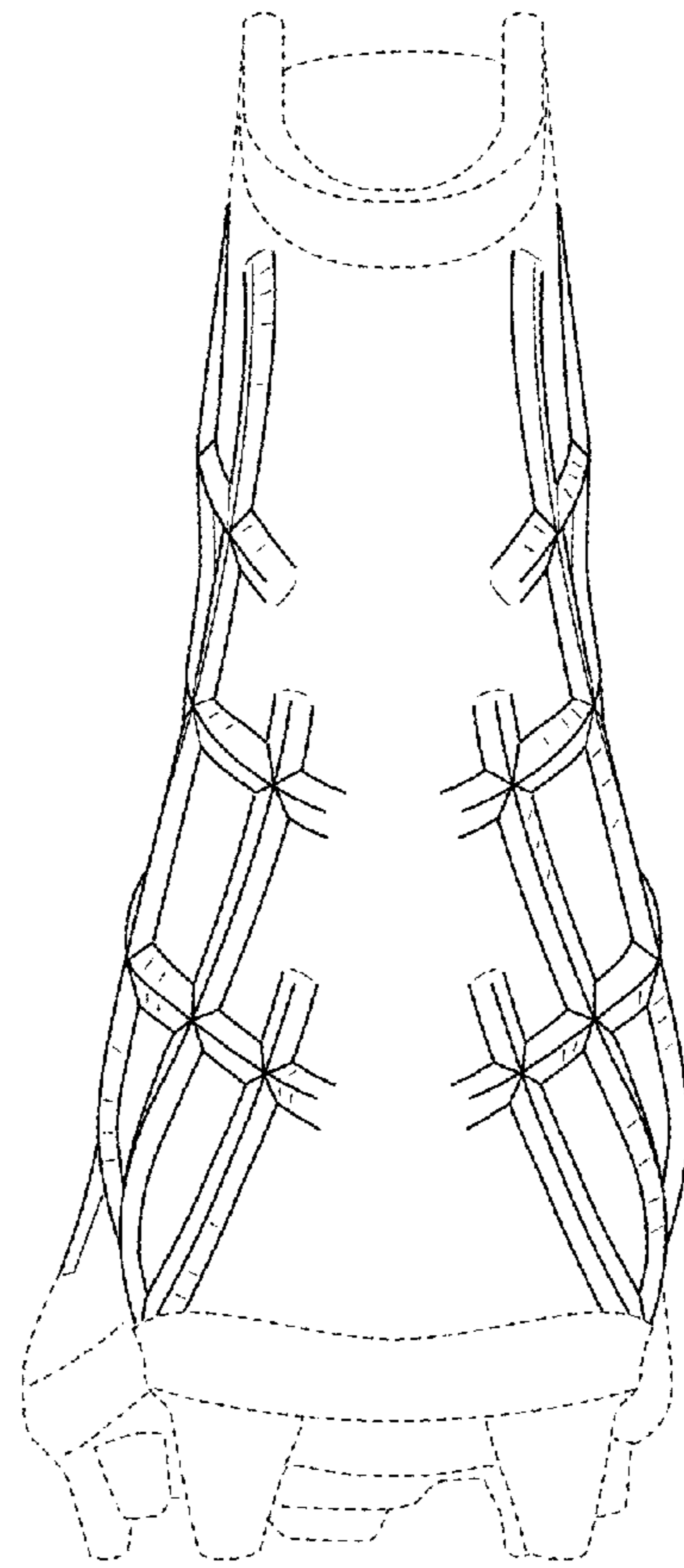


FIG. 5

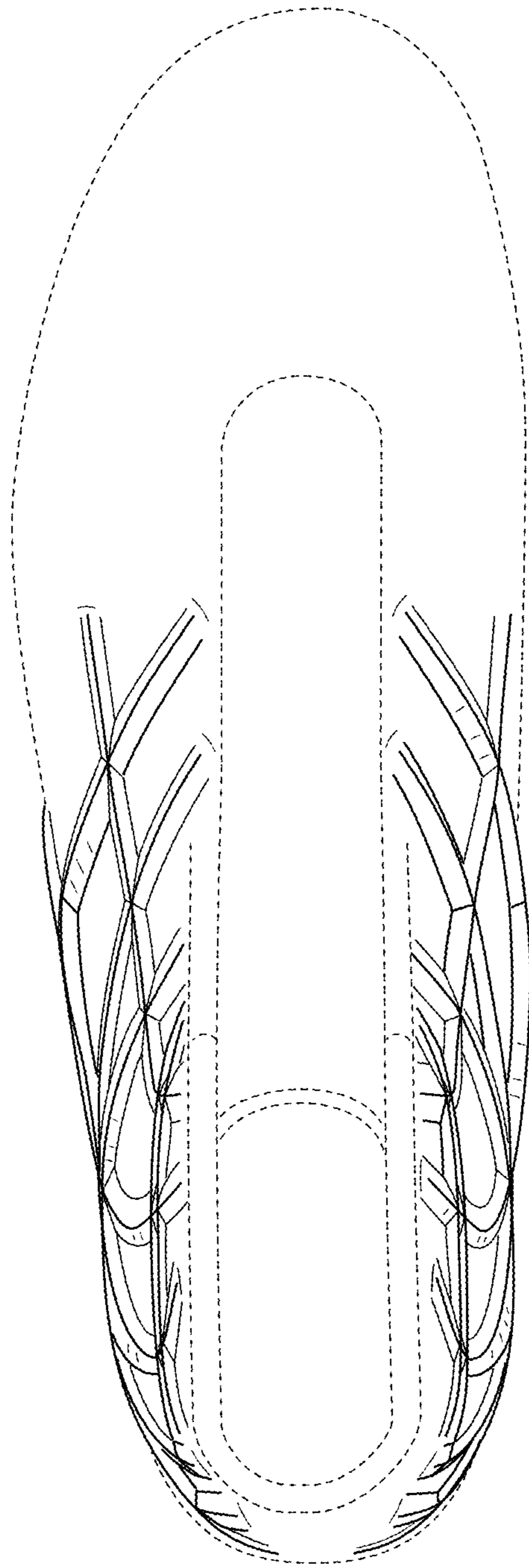


FIG. 6