

US00D708430S

(12) **United States Design Patent**
Weeks

(10) **Patent No.:** **US D708,430 S**
(45) **Date of Patent:** **** Jul. 8, 2014**

- (54) **SHOE PERIPHERY AND BOTTOM**
- (71) Applicant: **Skechers U.S.A., Inc. II**, Manhattan Beach, CA (US)
- (72) Inventor: **John Maxwell Weeks**, Los Angeles, CA (US)
- (73) Assignee: **Skechers U.S.A., Inc. II**, Manhattan Beach, CA (US)
- (**) Term: **14 Years**
- (21) Appl. No.: **29/481,412**
- (22) Filed: **Feb. 5, 2014**
- (51) **LOC (10) Cl.** **02-04**
- (52) **U.S. Cl.**
USPC **D2/956**; D2/954; D2/951
- (58) **Field of Classification Search**
CPC A43B 13/00; A43B 13/02; A43B 13/023; A43B 13/026; A43B 13/04; A43B 13/08; A43B 13/10; A43B 13/12; A43B 13/14; A43B 13/141; A43B 13/143; A43B 13/16; A43B 13/18; A43B 13/20; A43B 13/22; A43B 13/223; A43B 13/24; A43B 13/28; A43B 13/30; A43B 13/32; A43B 13/34; A43B 13/36; A43B 13/181; A43B 13/187; A43B 13/189
USPC D2/902, 906, 908, 916, 918, 925, D2/946-962, 977; 36/3 B, 22 R, 24.5, 25 R, 36/28, 32 R, 34 R, 59 C, 67 A, 103
See application file for complete search history.

(56) **References Cited**

U.S. PATENT DOCUMENTS

- 2,090,881 A 8/1937 Wilson
- D164,457 S * 9/1951 Sprigg D2/954
- 2,627,676 A 2/1953 Hack

- D330,798 S 11/1992 Hatfield et al.
- D330,970 S 11/1992 Hatfield et al.
- D333,207 S 2/1993 Smith
- D334,279 S 3/1993 Teague
- D337,871 S 8/1993 Teague
- D339,447 S 9/1993 McDonald
- D384,197 S 9/1997 Crowley
- D395,739 S 7/1998 Mervar
- D442,357 S 5/2001 Burt
- D445,561 S * 7/2001 Bramani D2/954
- D470,999 S * 3/2003 Schroeder et al.
- D515,305 S 2/2006 Andrews-Kramer
- D520,220 S 5/2006 Morgan et al.
- D533,708 S 12/2006 Earle
- D547,036 S * 7/2007 Schoenborn et al. D2/956
- D554,336 S * 11/2007 Schoenborn et al. D2/956
- D561,436 S * 2/2008 St. Louis D2/956
- D564,738 S * 3/2008 Belley et al. D2/956

(Continued)

Primary Examiner — T. Chase Nelson

(74) *Attorney, Agent, or Firm* — Marshall A. Lemer; Marvin H. Kleinberg; Kleinberg & Lerner, LLP

(57) **CLAIM**

The ornamental design for a shoe periphery and bottom, as shown and described.

DESCRIPTION

FIG. 1 is a perspective view of a shoe periphery and bottom in accordance with my new design.

FIG. 2 is a bottom plan view thereof;

FIG. 3 is a left elevation view thereof;

FIG. 4 is a right elevation view thereof;

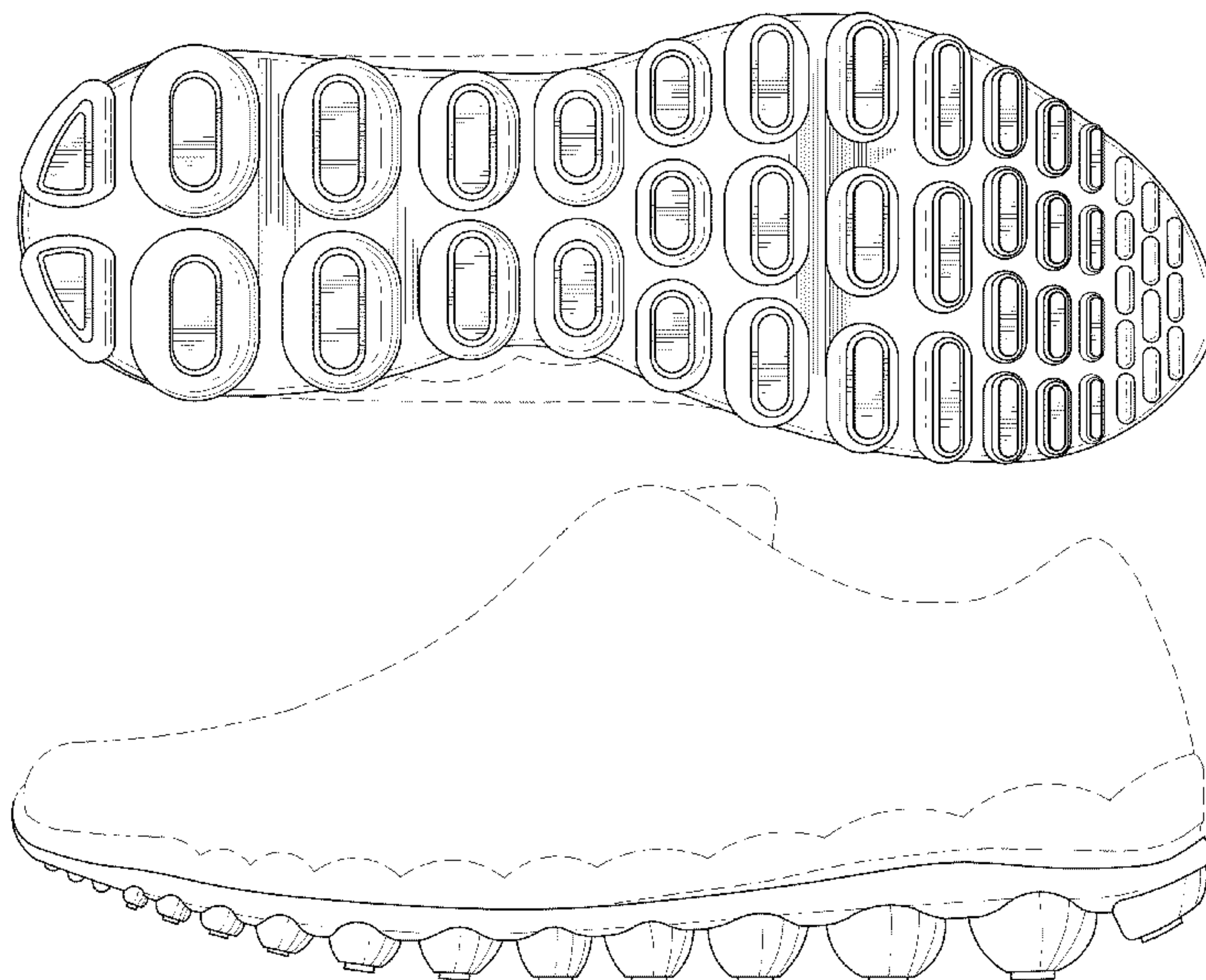
FIG. 5 is a rear elevation view thereof;

FIG. 6 is a front elevation view thereof; and,

FIG. 7 is a top plan view thereof.

Broken lines showing the remainder of the shoe in the figures are for illustrative purposes only and form no part of the claimed invention.

1 Claim, 6 Drawing Sheets



(56)

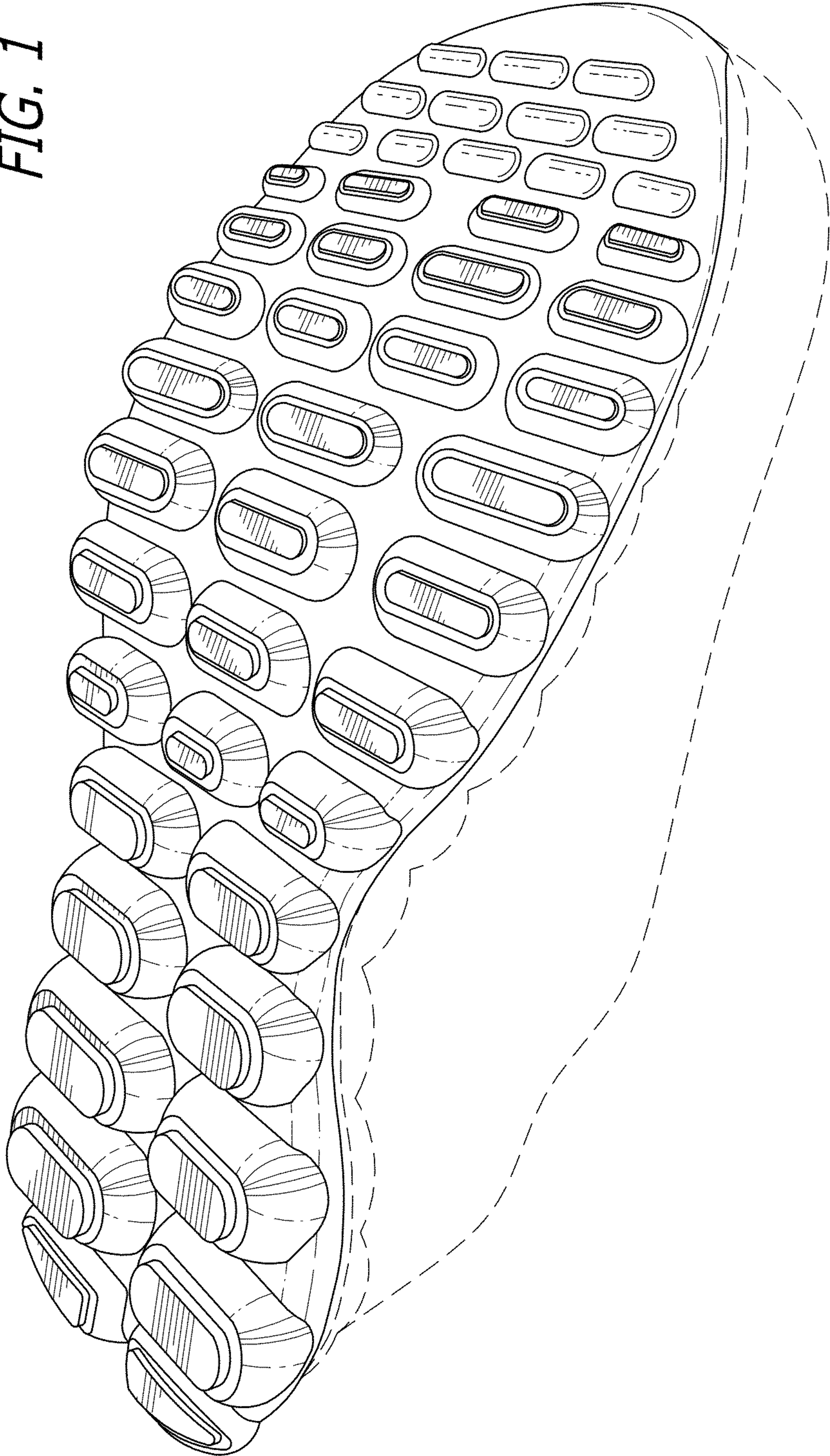
References Cited

U.S. PATENT DOCUMENTS

D566,936 S *	4/2008	Schoenborn et al.	D2/956	D668,029 S	10/2012	Vestuti et al.	
D574,603 S	8/2008	McMillan		D674,581 S	1/2013	Callahan et al.	
D574,604 S	8/2008	McMillan		D674,996 S	1/2013	Sallee	
D578,745 S *	10/2008	Kaufman	D2/956	D674,997 S	1/2013	Callahan et al.	
7,493,708 B2	2/2009	Crowley, Jr.		D675,002 S	1/2013	Marvin et al.	
D642,362 S	8/2011	Miner		D677,043 S	3/2013	Loverin	
D649,753 S	12/2011	Callahan et al.		D679,488 S	4/2013	Raysse	
D649,754 S	12/2011	Callahan et al.		D682,522 S	5/2013	Raysse	
D652,201 S	1/2012	Vestuti et al.		D685,566 S	7/2013	Pope	
D653,842 S	2/2012	Weiss		D692,218 S	10/2013	Anceresi et al.	
D655,901 S	3/2012	Raysse		D692,219 S	10/2013	Anceresi et al.	
D661,077 S	6/2012	Lee		D693,550 S	11/2013	Montross et al.	
D661,476 S	6/2012	Loverin		D693,551 S	11/2013	Montross et al.	
D661,882 S *	6/2012	Raysse	D2/954	2005/0241180 A1 *	11/2005	Squadroni	36/3 B
D662,295 S	6/2012	Raysse		2012/0073160 A1 *	3/2012	Marvin et al.	36/28
D668,028 S	10/2012	Pope		2013/0199054 A1 *	8/2013	Litchfield et al.	36/28
				2013/0212909 A1 *	8/2013	Bates et al.	36/102
				2014/0013617 A1 *	1/2014	Montross et al.	36/28

* cited by examiner

FIG. 1



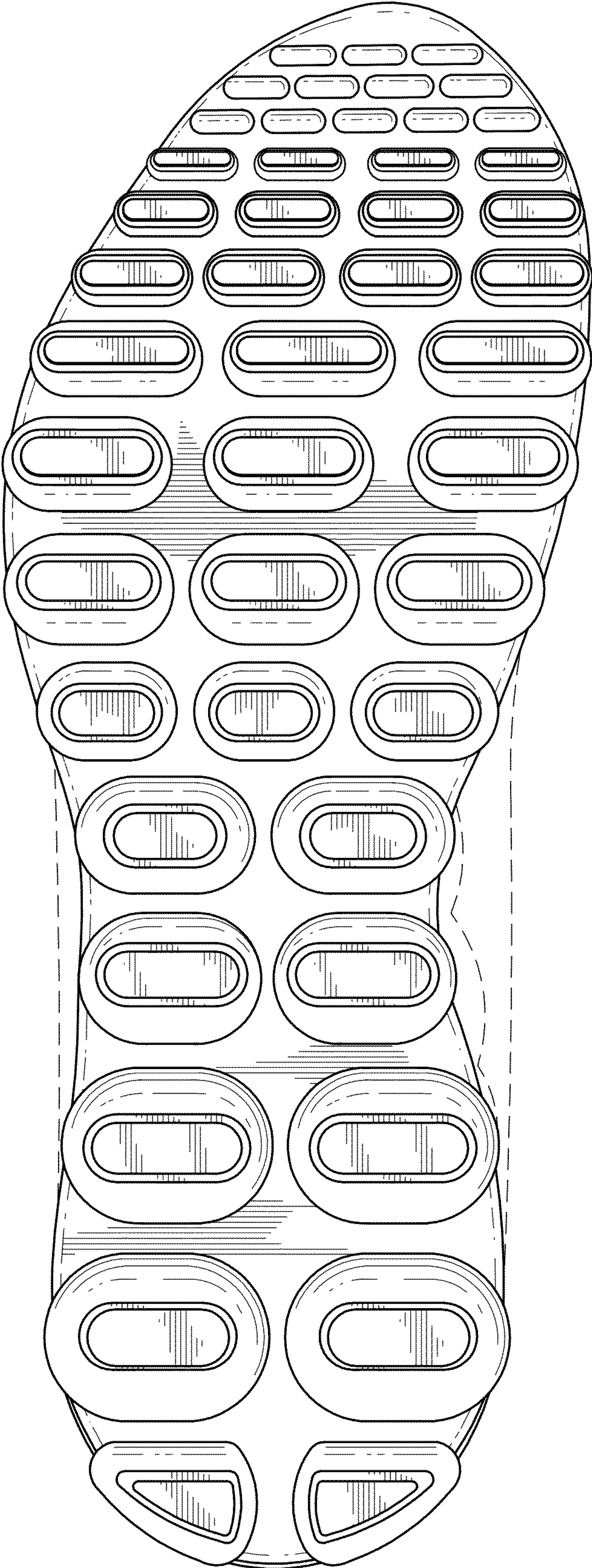
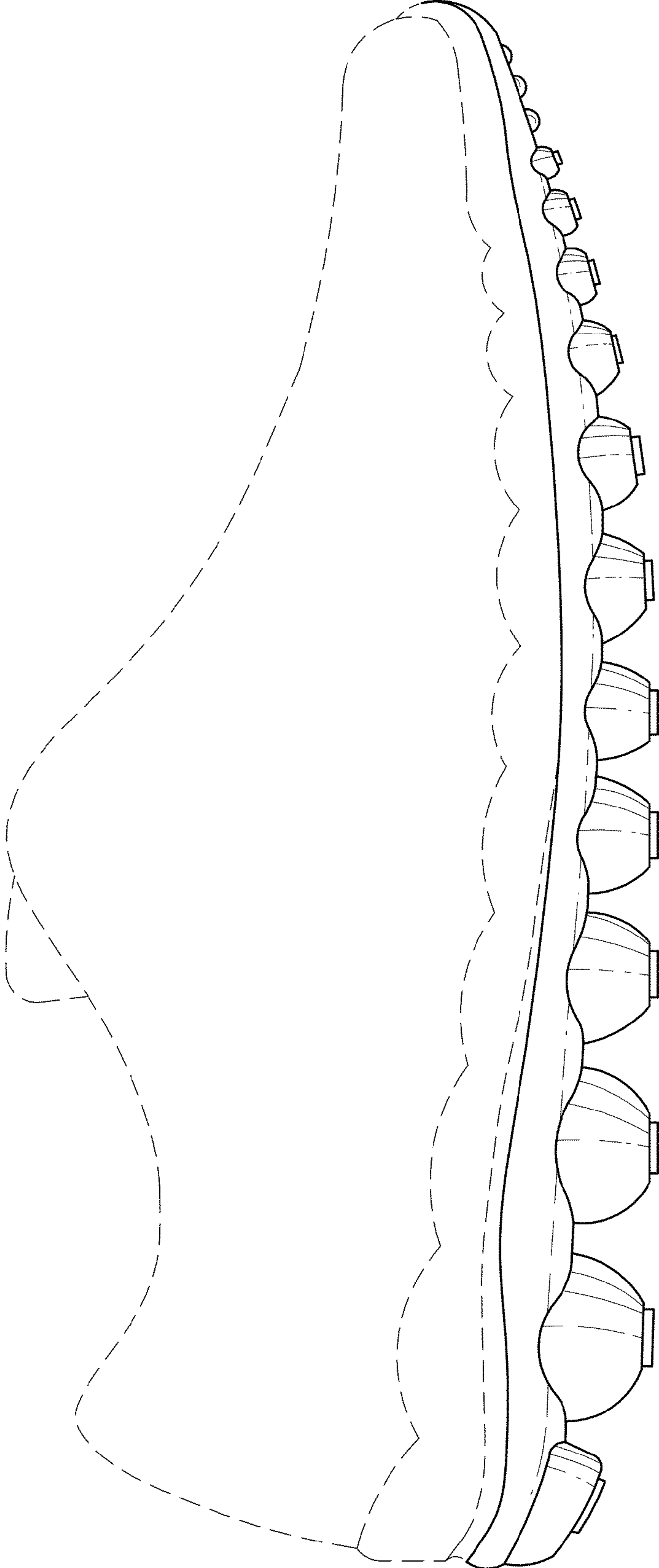


FIG. 2

FIG. 3



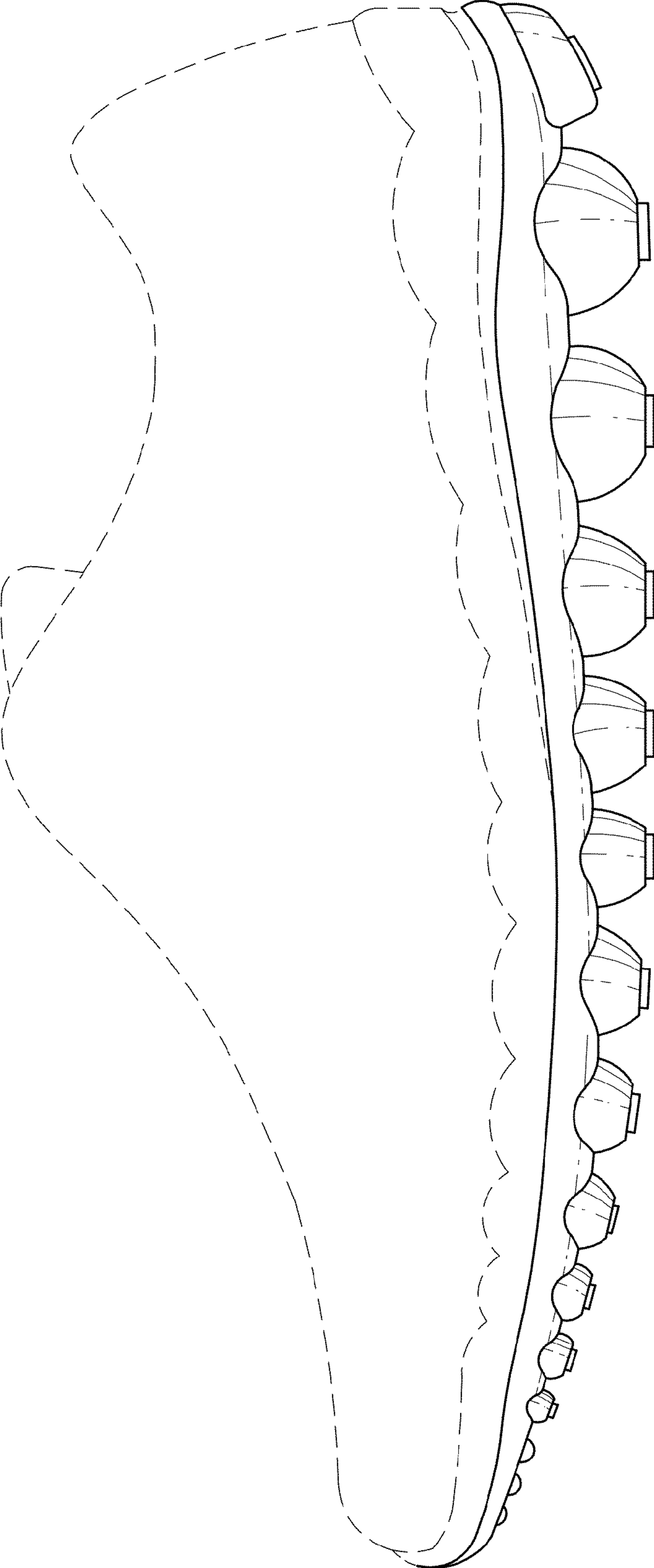


FIG. 4

FIG. 6

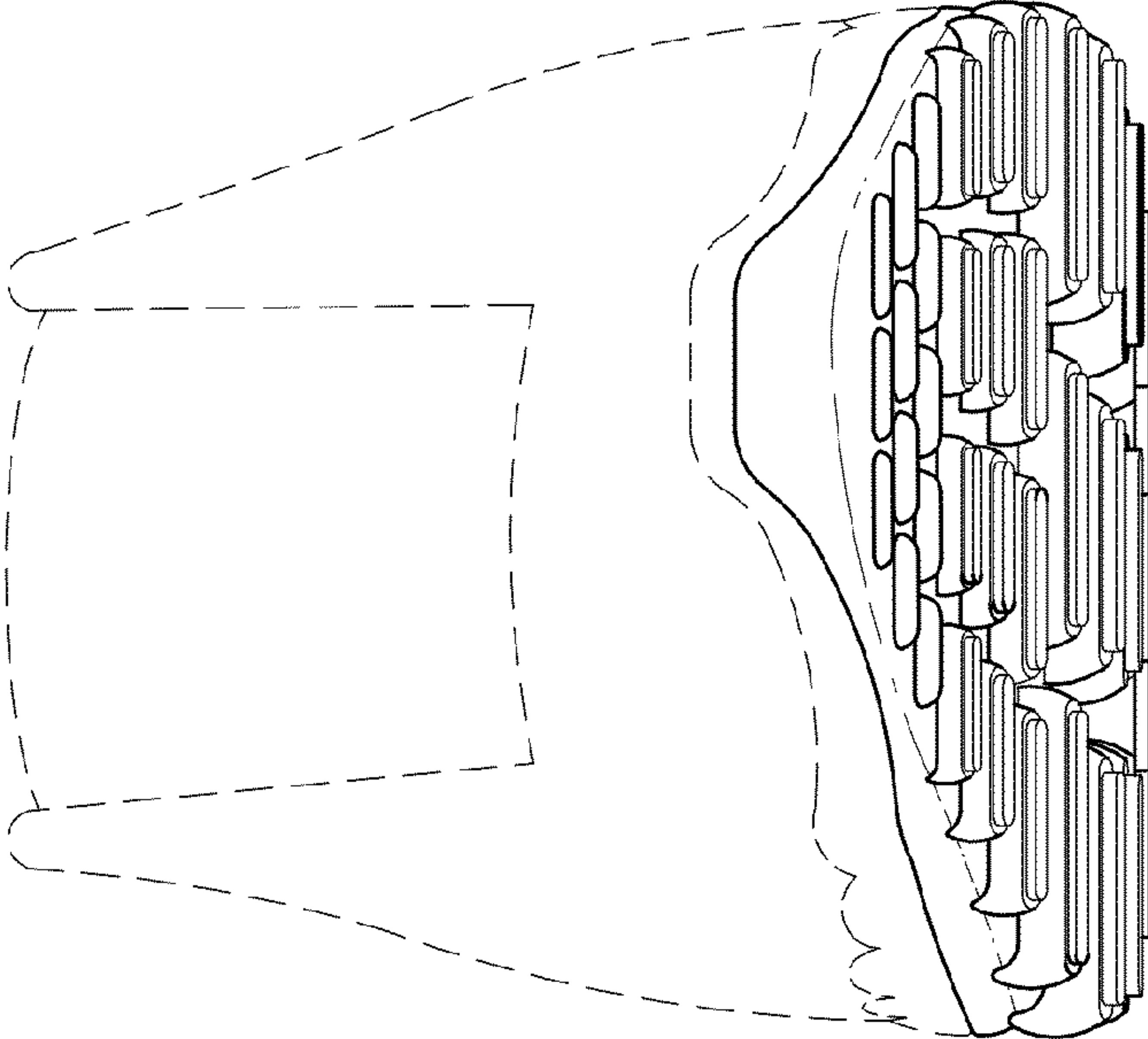
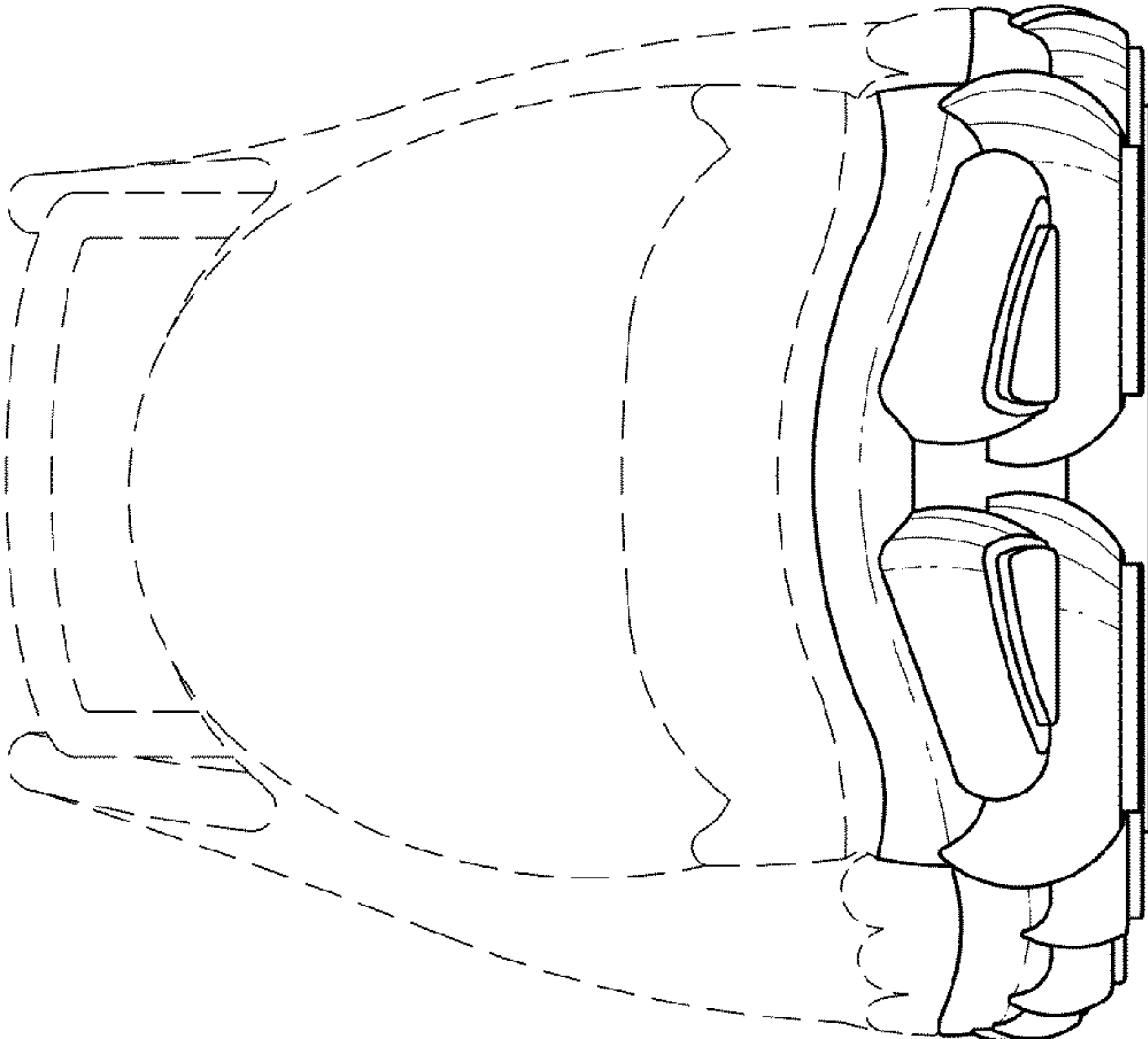


FIG. 5



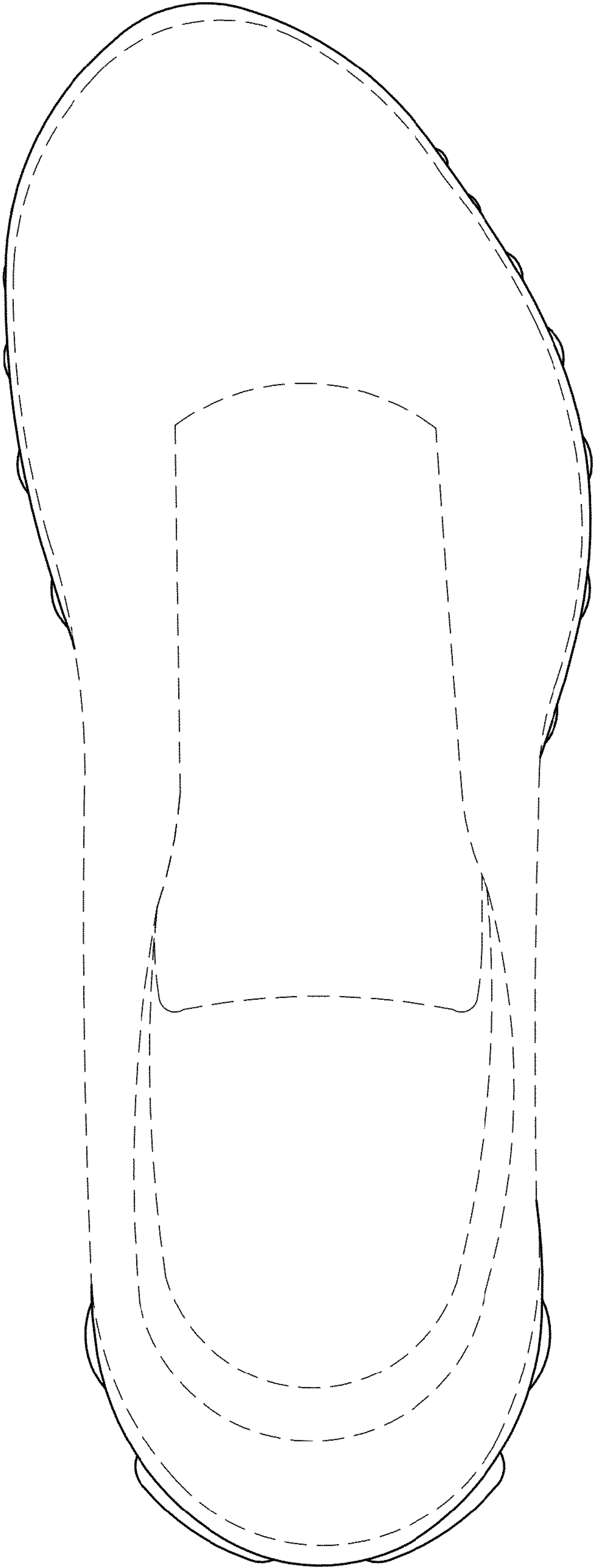


FIG. 7