

US00D708421S

(12) **United States Design Patent**
Siddall-Cohen

(10) **Patent No.:** **US D708,421 S**
(45) **Date of Patent:** **** Jul. 8, 2014**

(54) **BRA STIFFENING RIB**
(75) Inventor: **Kathleen Siddall-Cohen**, New South
Wales (AU)
(73) Assignee: **Curvessence Pty Ltd.**, Cremorne, New
South Wales (AU)
(**) Term: **14 Years**

6,439,960 B1 8/2002 Fildan et al.
6,447,365 B1 9/2002 Powell et al.
6,468,130 B1* 10/2002 Thakur et al. 450/41
6,695,677 B1 2/2004 Lin
7,425,170 B1 9/2008 Herbert et al.
7,429,205 B1 9/2008 Huang
7,666,060 B2* 2/2010 Cheung 450/41
2007/0293127 A1 12/2007 Yu et al.
2008/0076326 A1 3/2008 Wan
2009/0017724 A1 1/2009 Gill
2011/0159780 A1* 6/2011 Yao 450/52

(21) Appl. No.: **29/430,605**

(22) Filed: **Aug. 28, 2012**

(30) **Foreign Application Priority Data**

Feb. 29, 2012 (AU) 10928/2012

(51) **LOC (10) Cl.** **02-01**

(52) **U.S. Cl.**
USPC **D2/706; D2/859**

(58) **Field of Classification Search**
CPC A41C 3/0007; A41C 3/00; A41C 3/06;
A41C 3/126; A41C 1/16; A41C 3/124;
A41C 3/10

USPC D2/700, 701, 706, 707, 708, 709, 710,
D2/859; 450/1, 41, 47, 48, 49, 51, 52, 53,
450/86

See application file for complete search history.

(56) **References Cited**

U.S. PATENT DOCUMENTS

2,472,280 A 6/1949 Bruderlin
3,195,541 A 7/1965 Zurkowski
3,562,802 A* 2/1971 Avis 450/52
4,172,002 A 10/1979 Gluckin
4,235,240 A 11/1980 Cousins

FOREIGN PATENT DOCUMENTS

DE 20206037 U1 8/2003
DE 202007002194 U1 6/2007
WO 2009/026752 A1 3/2009
WO 2010/082090 A1 7/2010
WO WO 2013/056302 * 4/2013 A41C 3/10

* cited by examiner

Primary Examiner — Karen E Eldridge Powers
(74) *Attorney, Agent, or Firm* — The Webb Law Firm

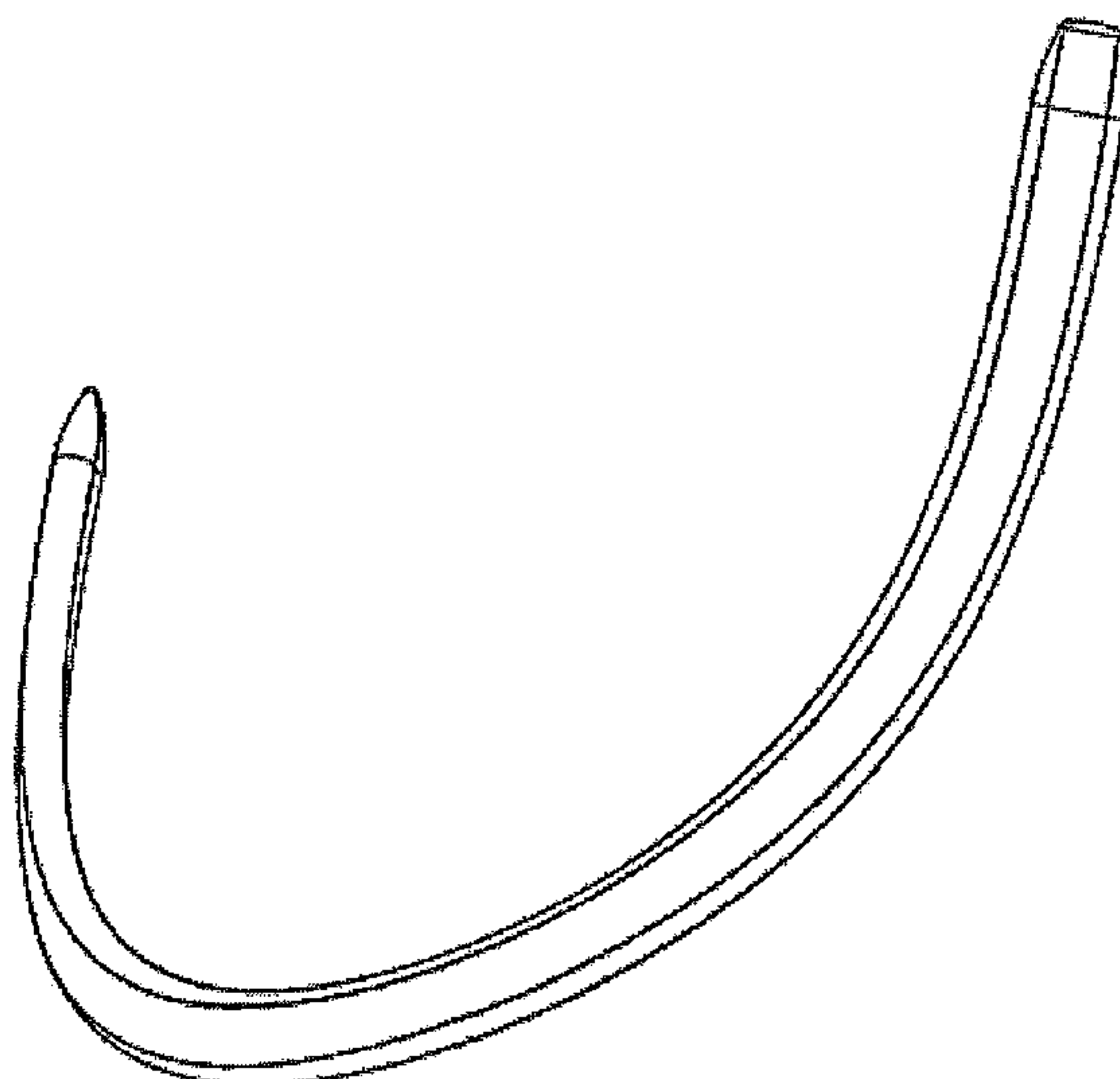
(57) **CLAIM**

The ornamental design for a bra stiffening rib, as shown and described.

DESCRIPTION

FIG. 1 is an isometric view of a bra stiffening rib in accordance with an embodiment of the present invention.
FIG. 2 is a front view of the bra stiffening rib of FIG. 1.
FIG. 3 is a rear view of the bra stiffening rib of FIG. 1.
FIG. 4 is a bottom view of the bra stiffening rib of FIG. 1.
FIG. 5 is a top view of the bra stiffening rib of FIG. 1.
FIG. 6 is a left side view of the bra stiffening rib of FIG. 1; and,
FIG. 7 is a right side view of the bra stiffening rib of FIG. 1.

1 Claim, 7 Drawing Sheets



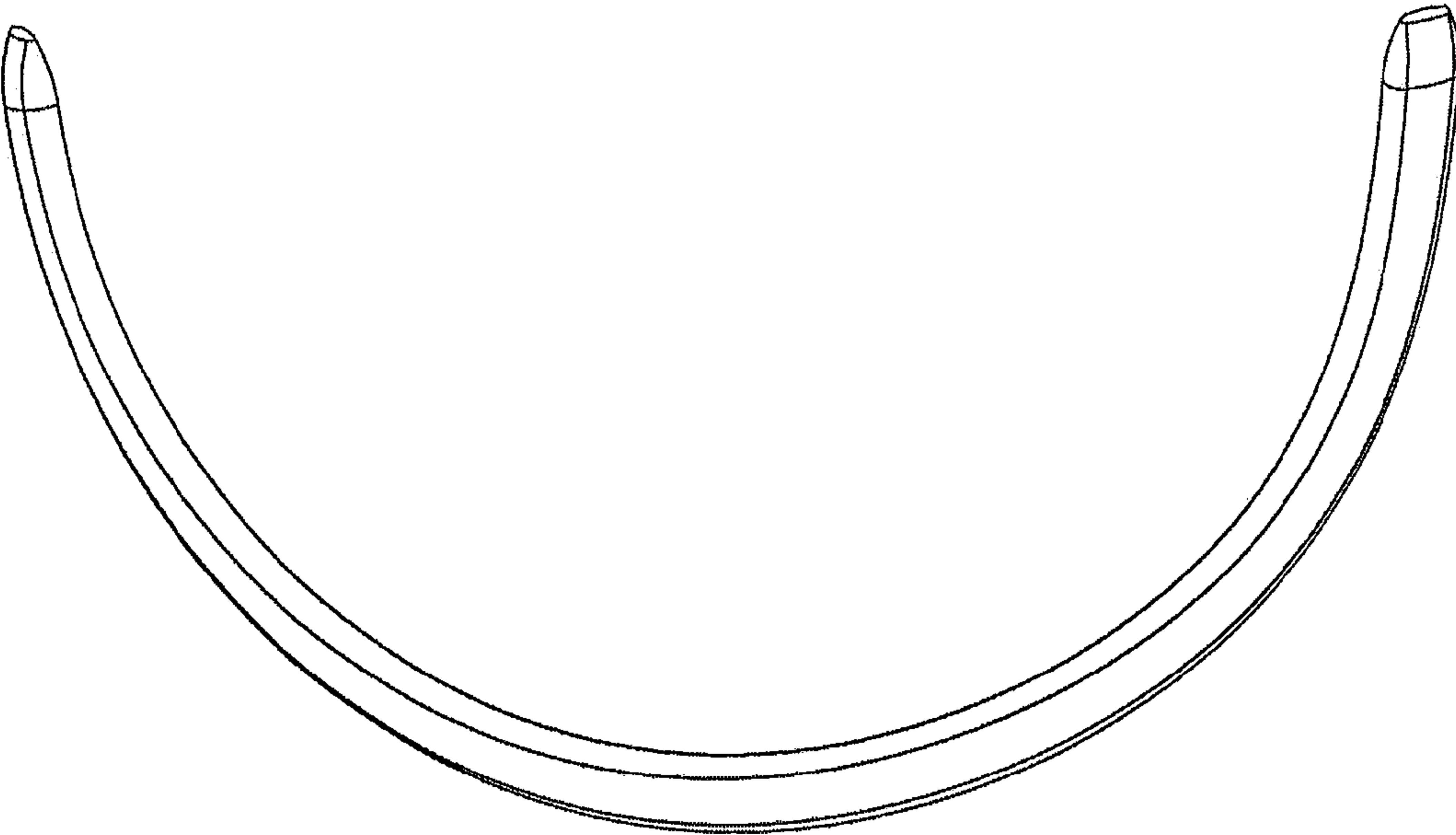


Fig. 1

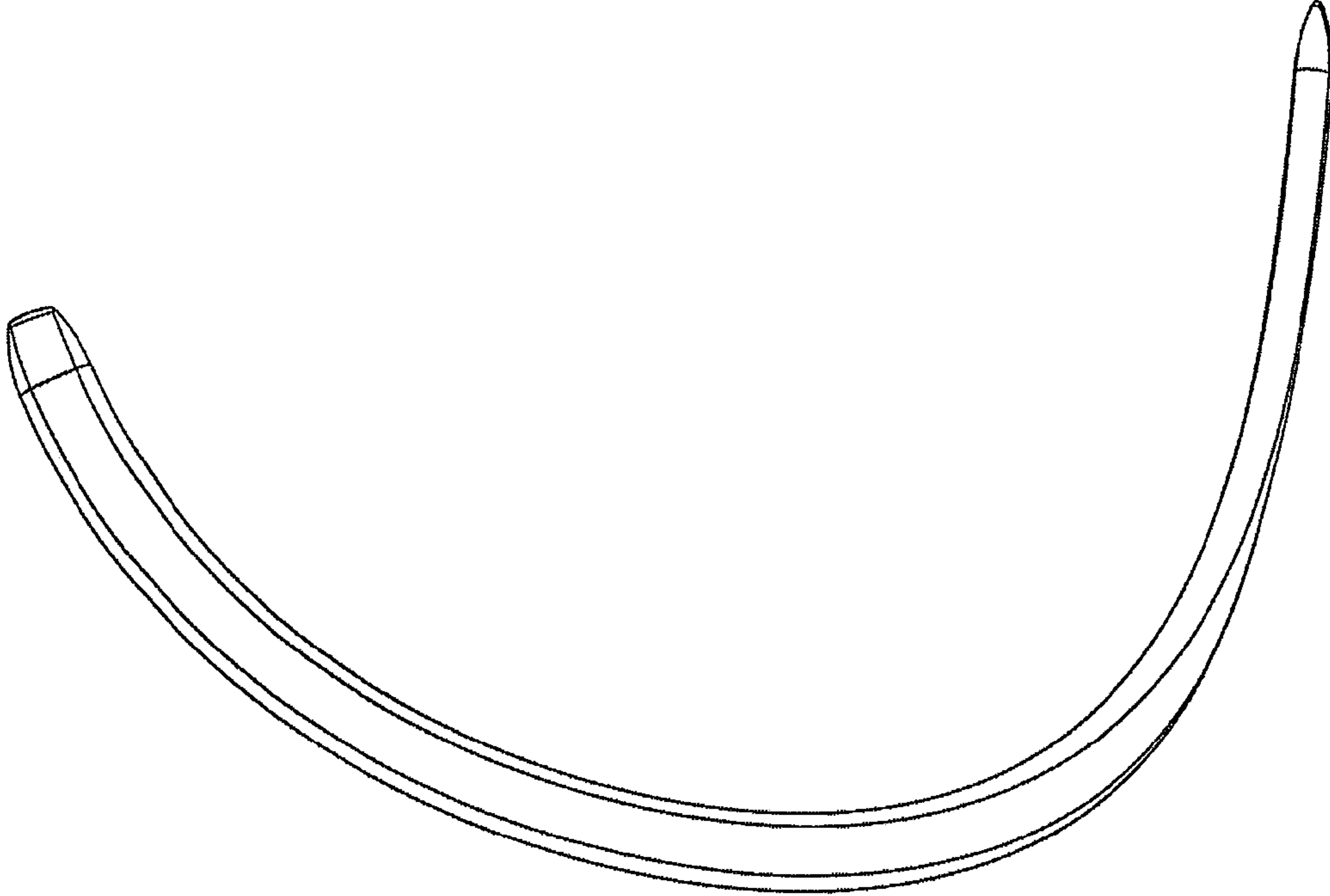


Fig. 2

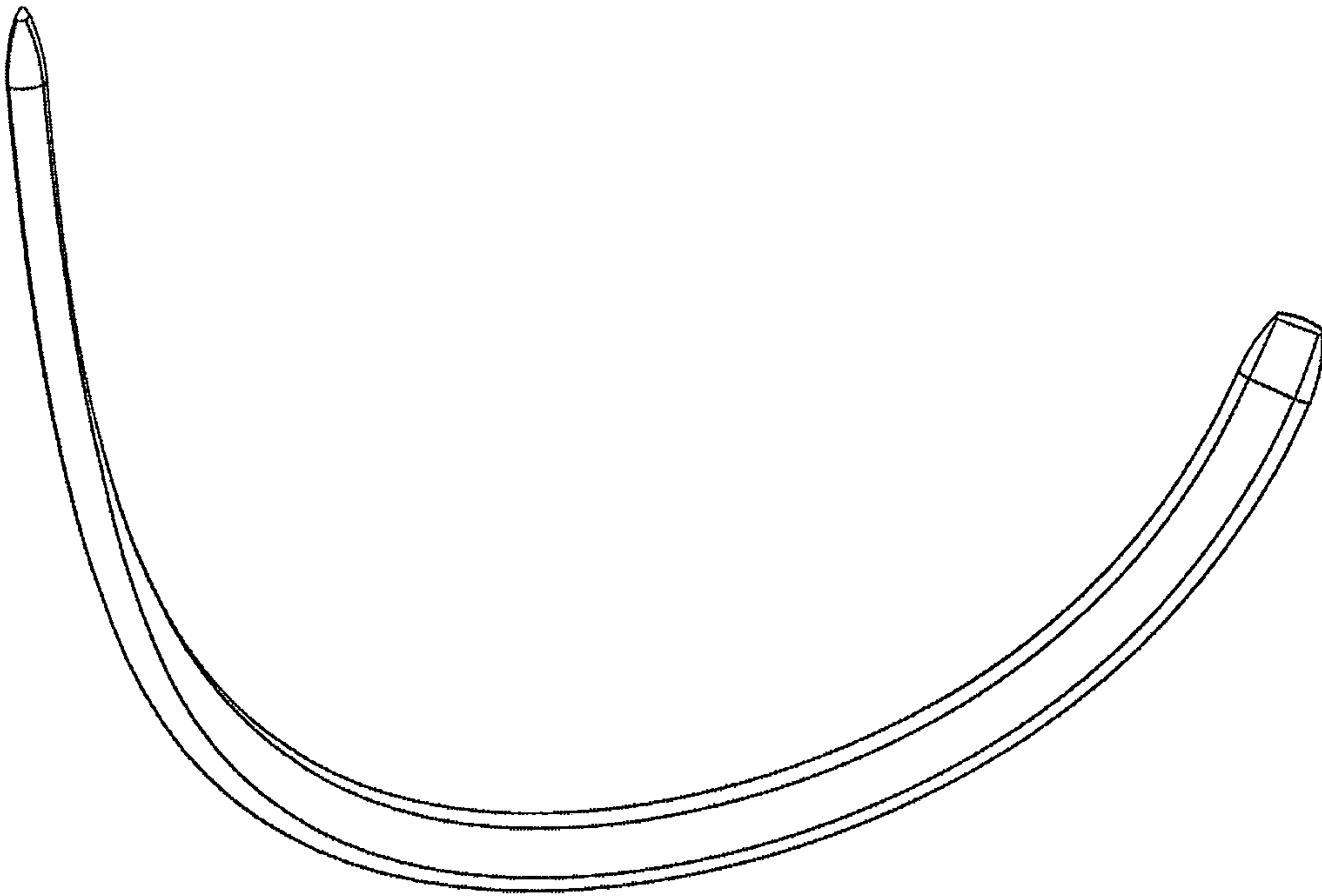


Fig. 3

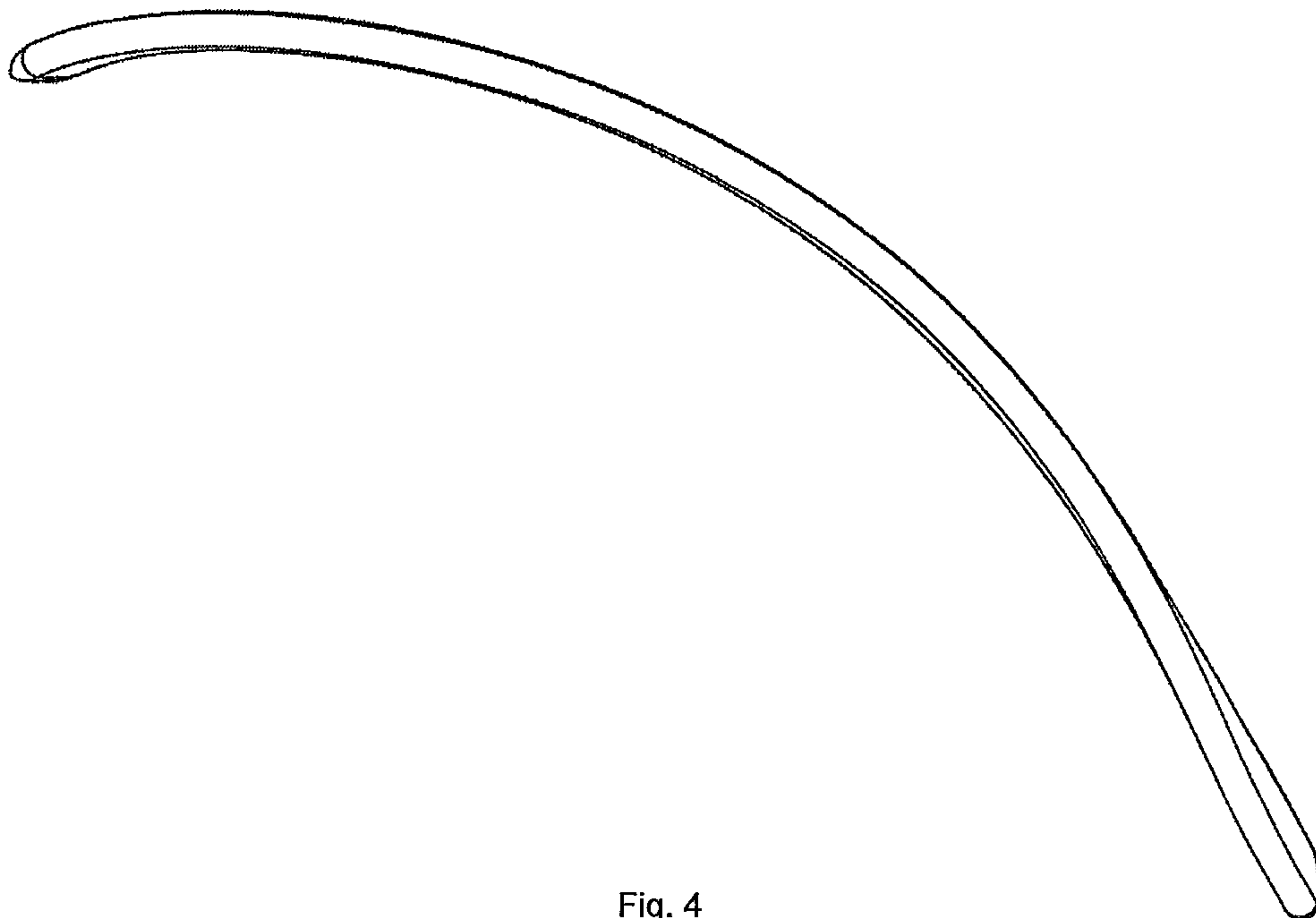


Fig. 4




Fig. 5

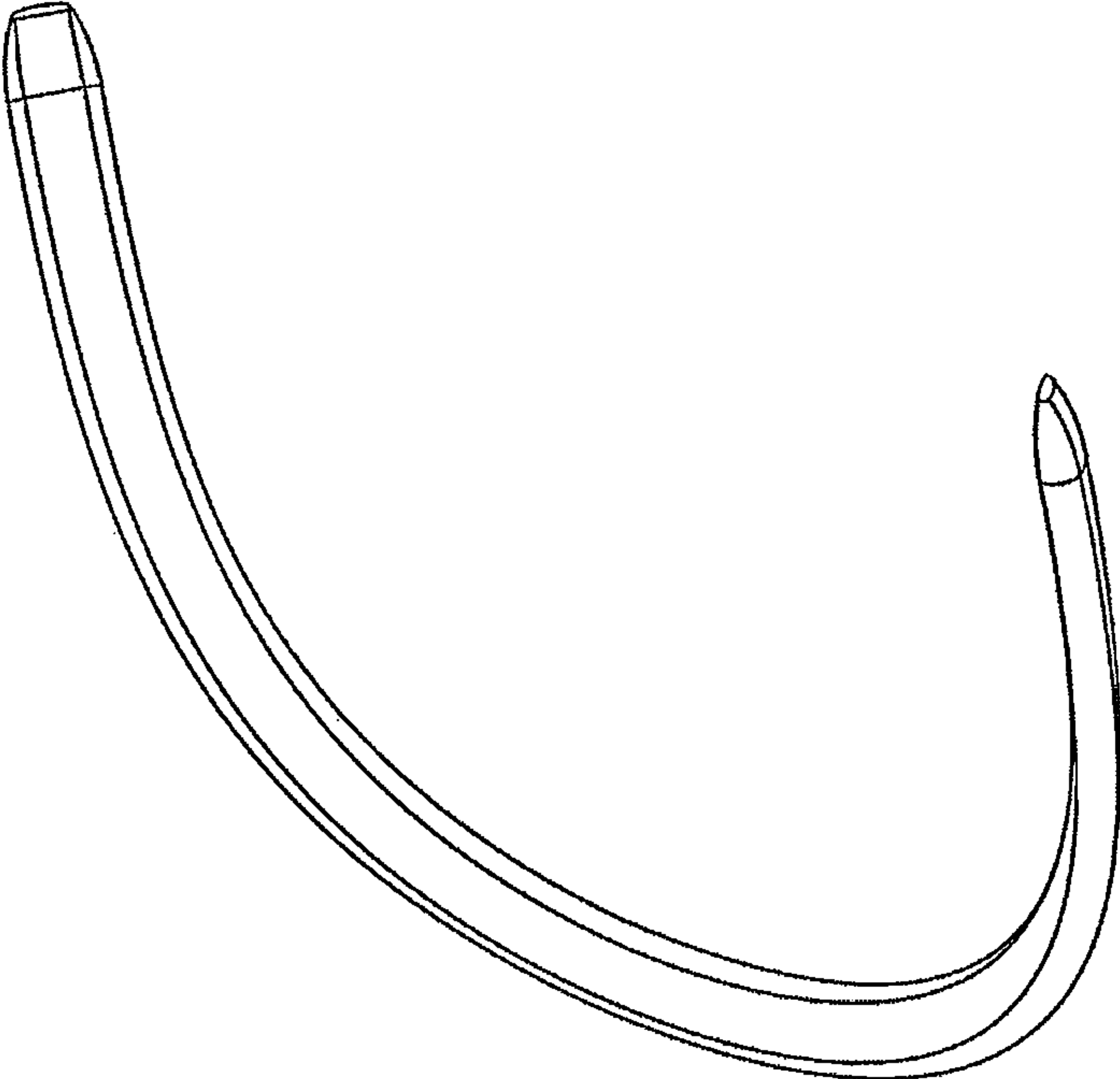


Fig. 6

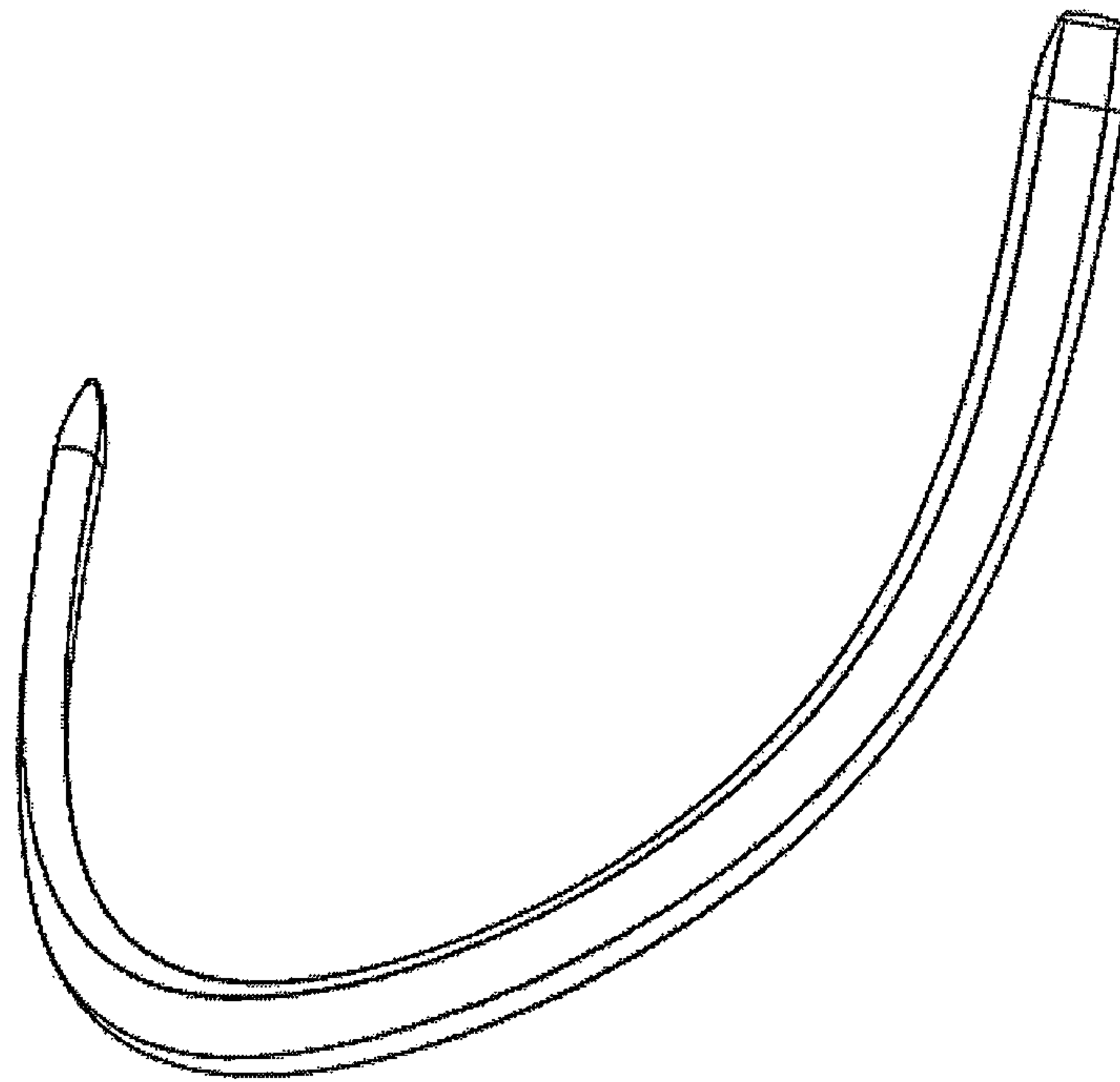


Fig. 7