



US00D708398S

(12) **United States Design Patent**
Hudson et al.

(10) **Patent No.:** **US D708,398 S**
(45) **Date of Patent:** **** Jul. 1, 2014**

- (54) **BASEBALL GLOVE**
- (71) Applicant: **NIKE, Inc.**, Beaverton, OR (US)
- (72) Inventors: **Matthew Hudson**, Portland, OR (US);
Jeremy J. Hewitt, Portland, OR (US);
Derek Fitchett, Beaverton, OR (US)
- (73) Assignee: **NIKE, Inc.**, Beaverton, OR (US)
- (**) Term: **14 Years**
- (21) Appl. No.: **29/481,552**
- (22) Filed: **Feb. 6, 2014**
- (51) **LOC (10) Cl.** **02-06**
- (52) **U.S. Cl.**
USPC **D29/115; D29/123**
- (58) **Field of Classification Search**
CPC A63B 71/14; A63B 71/141; A63B 71/143
USPC D2/610, 617, 618, 69, 620, 623;
D29/114, 115, 116.2, 117.1, 117.2,
D29/118, 123; 2/16, 19
See application file for complete search history.

5,075,899 A	12/1991	Funahashi et al.	
5,155,865 A *	10/1992	Walker et al.	2/18
5,575,005 A	11/1996	Walker et al.	
5,671,477 A	9/1997	Aoki	
5,694,642 A *	12/1997	Rector et al.	2/19
5,717,995 A	2/1998	Murai	
D413,414 S	8/1999	Talarico	
D420,173 S	2/2000	Aoki	
6,289,516 B1	9/2001	Motooka et al.	
6,347,402 B1	2/2002	Aoki	
6,353,931 B1	3/2002	Gilligan et al.	
6,412,113 B1	7/2002	Guenther et al.	
6,460,184 B1	10/2002	Nishimura et al.	
6,516,470 B1	2/2003	Aoki	
6,516,471 B1	2/2003	Baumann	
D481,174 S	10/2003	Whiteside et al.	
D490,573 S	5/2004	Chan	
6,766,531 B2	7/2004	Sullivan et al.	

(Continued)

Primary Examiner — Karen E Eldridge Powers
(74) *Attorney, Agent, or Firm* — Banner & Witcoff, Ltd.

(57) **CLAIM**
The ornamental design for a baseball glove, as shown and described.

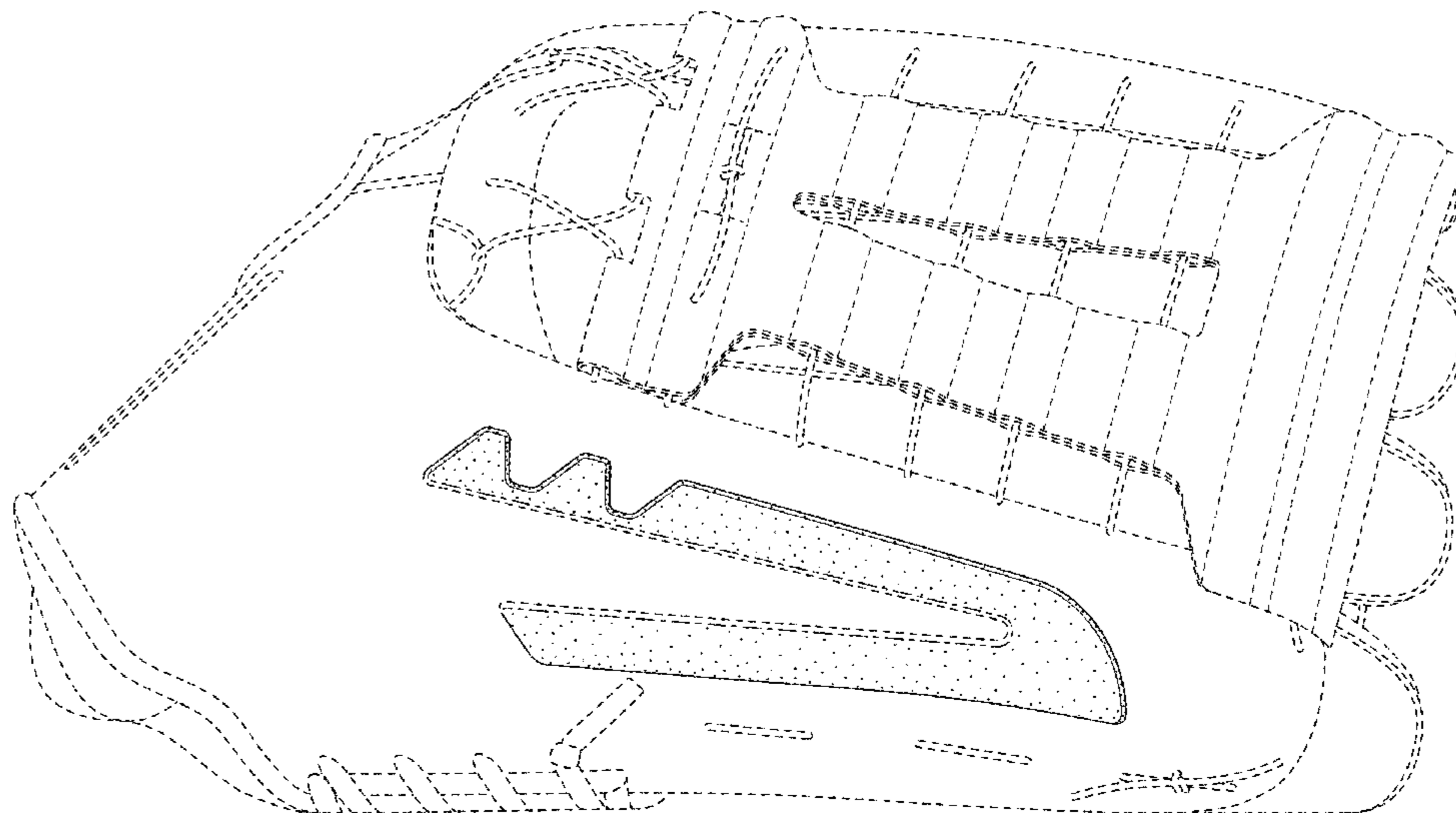
DESCRIPTION

FIG. 1 is a rear perspective view of a baseball glove showing my new design;
FIG. 2 is a left side view thereof;
FIG. 3 is a right side view thereof;
FIG. 4 is a top view thereof;
FIG. 5 is a bottom view thereof;
FIG. 6 is a rear view thereof; and,
FIG. 7 is a front view thereof.
The uneven-length broken lines immediately adjacent to the shaded area represent unclaimed boundaries of the design. The even-length broken lines showing the remainder of the baseball glove are for environmental purposes only and form no part of the claimed design.

1 Claim, 7 Drawing Sheets

(56) **References Cited**
U.S. PATENT DOCUMENTS

360,135 A	3/1887	Blomstrom
D168,496 S	12/1952	Blepp
D211,848 S	8/1968	Khazzam
D213,284 S	2/1969	Khazzam
D213,287 S	2/1969	Khazzam
D213,289 S	2/1969	Khazzam
3,602,915 A	9/1971	Collins
3,623,163 A	11/1971	Latina
D240,672 S	7/1976	McTear
D240,673 S	7/1976	McTear
D240,674 S	7/1976	McTear
D241,587 S	9/1976	Kaohsiung
D242,298 S	11/1976	McTear
D256,519 S	8/1980	Hirsch
D264,517 S	5/1982	Zidele



(56)

References Cited

U.S. PATENT DOCUMENTS

D495,094 S 8/2004 Whiteside et al.
D496,497 S 9/2004 Chan
D516,277 S * 3/2006 Mattesky D2/619
D526,447 S 8/2006 Chan
D531,362 S * 10/2006 Siebers et al. D29/115
D531,363 S 10/2006 Siebers et al.

RE39,388 E * 11/2006 DeBartolo 15/245
7,278,170 B2 * 10/2007 Anderson 2/19
D648,490 S * 11/2011 Choi et al. D29/117.2
8,370,966 B2 * 2/2013 Hendon et al. 2/160
2004/0025226 A1 * 2/2004 Jaeger 2/161.6
2006/0272068 A1 12/2006 Motooka et al.
2011/0314588 A1 * 12/2011 Gaskins 2/160
2013/0061363 A1 3/2013 Estorge
2013/0167281 A1 7/2013 Jennings

* cited by examiner

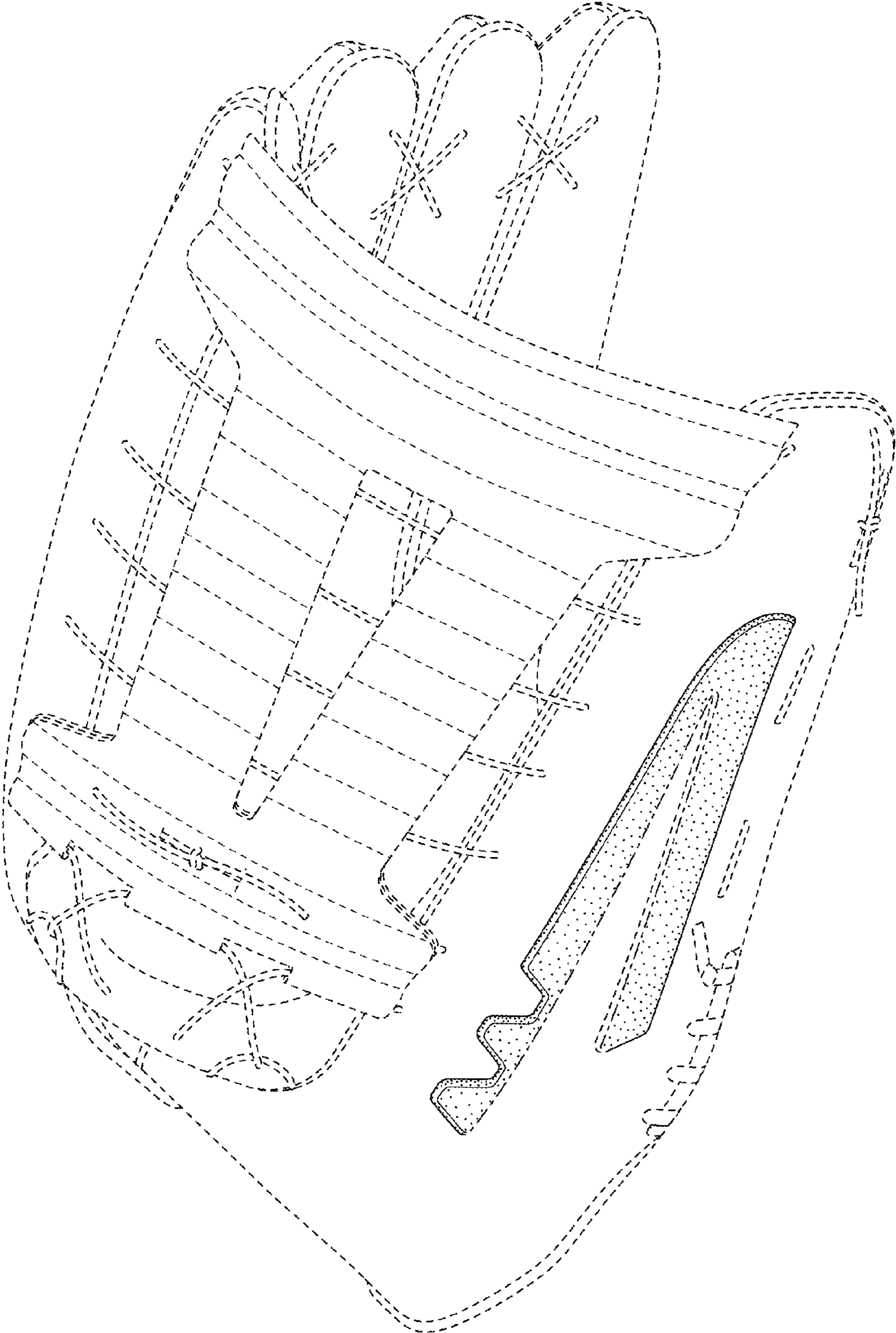


FIG. 1

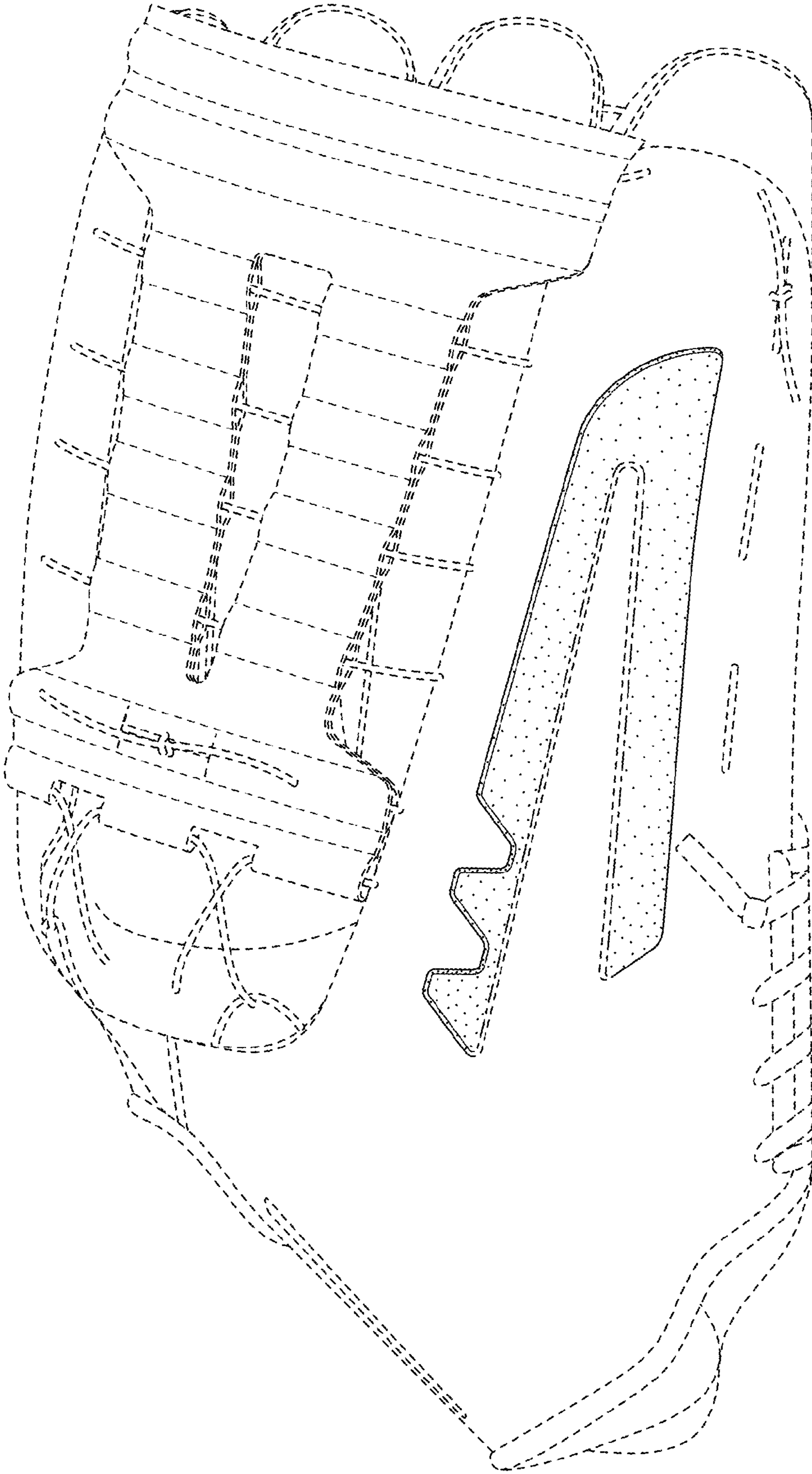


FIG. 2

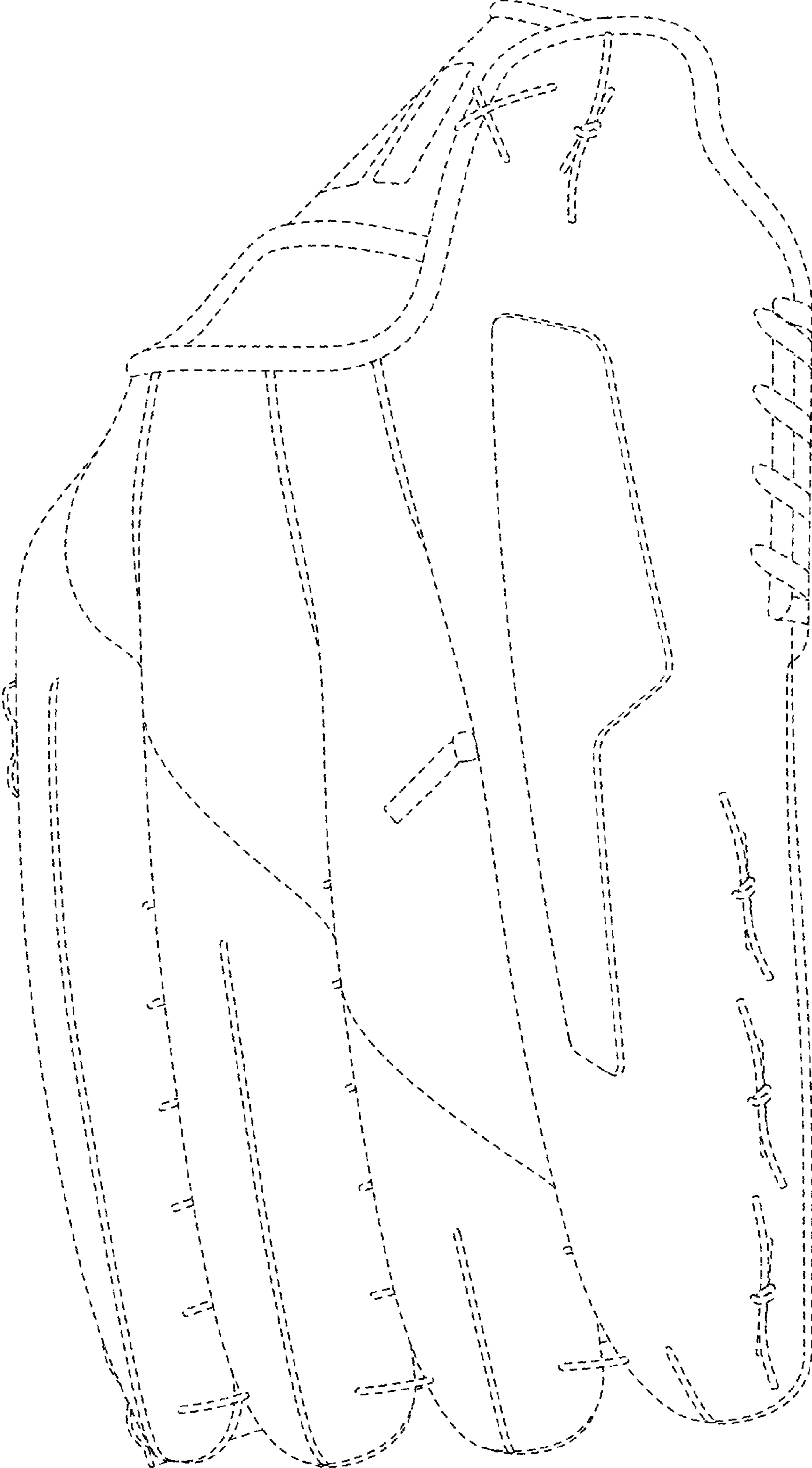


FIG. 3

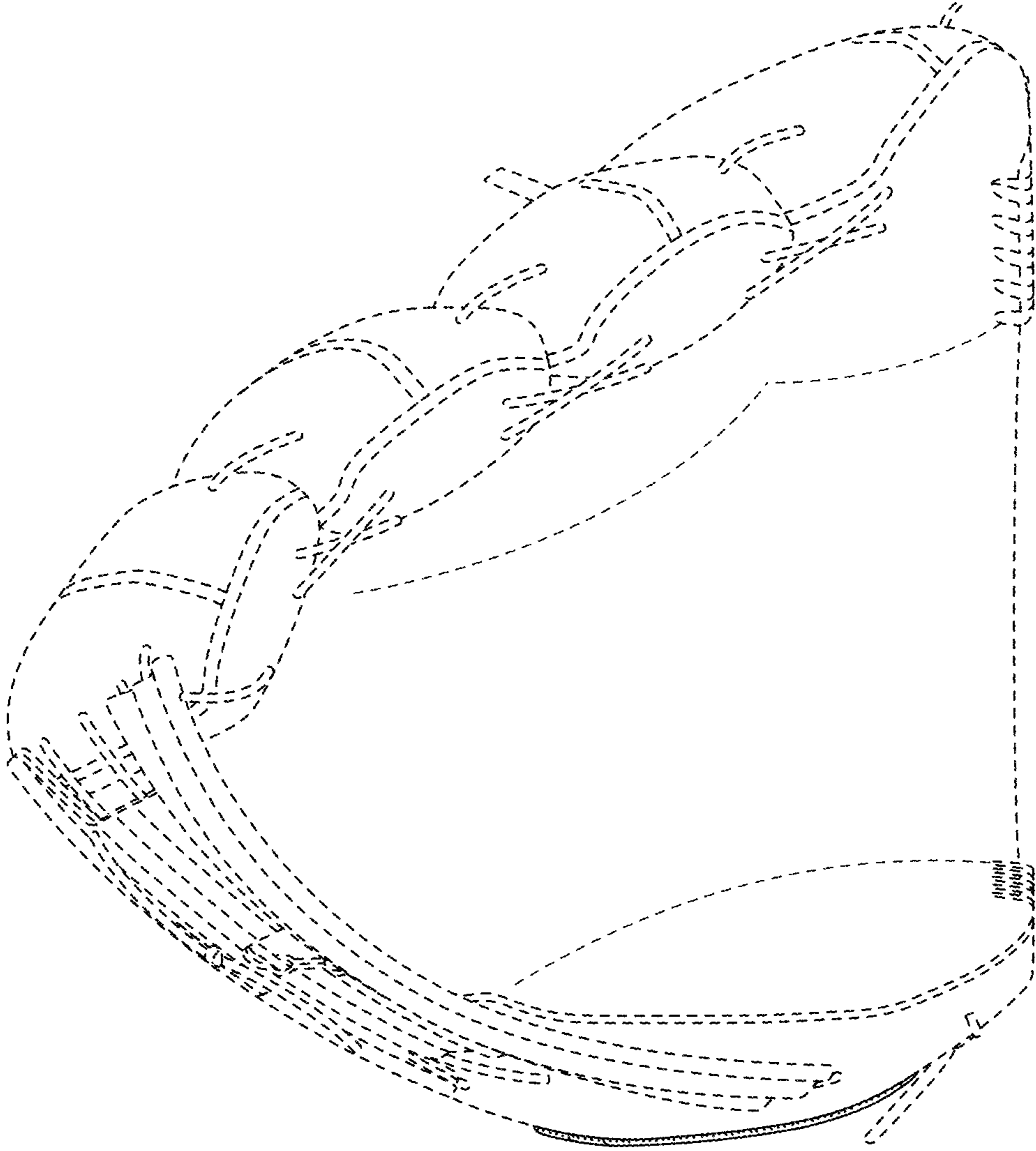


FIG. 4



FIG. 5

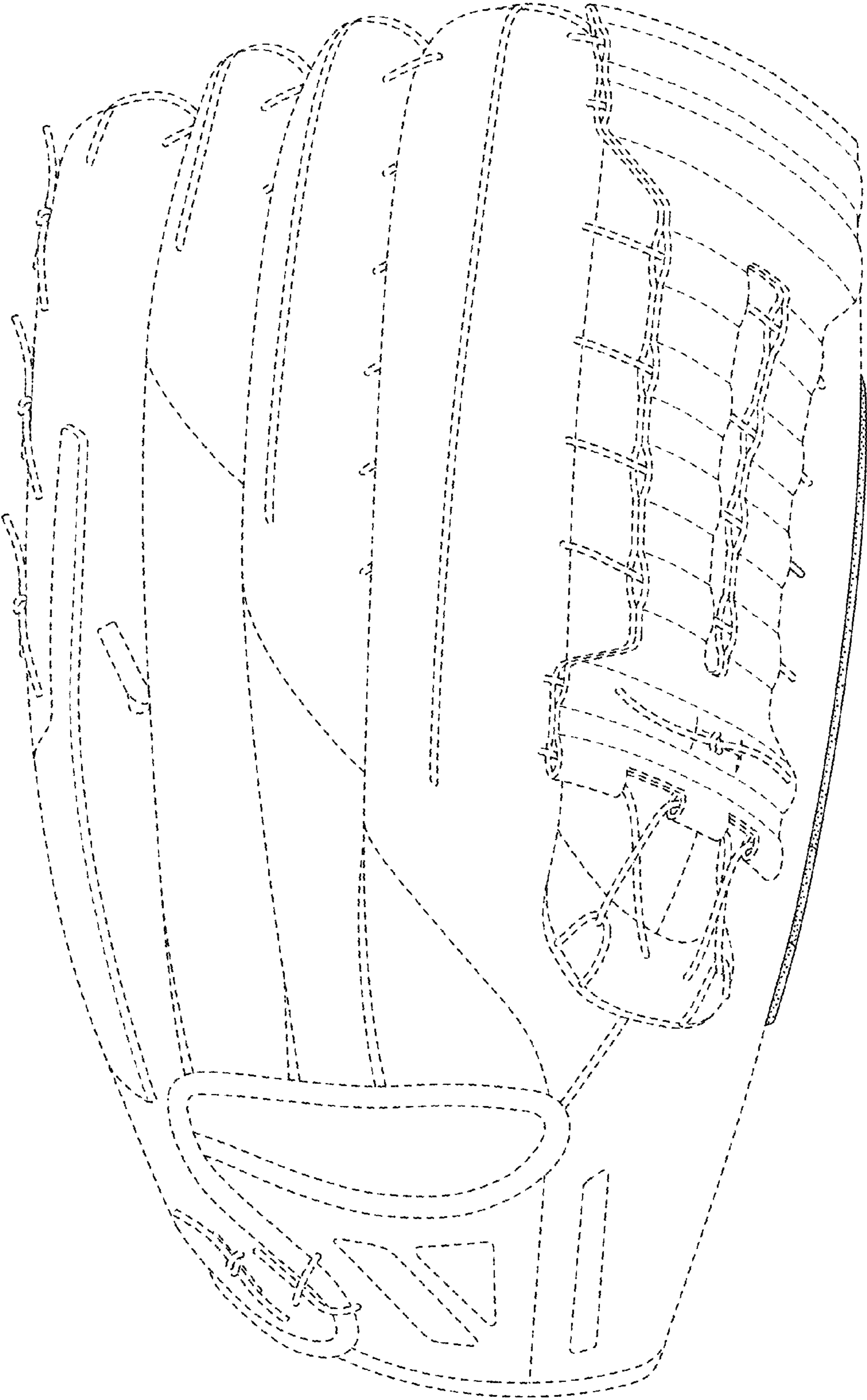


FIG. 6

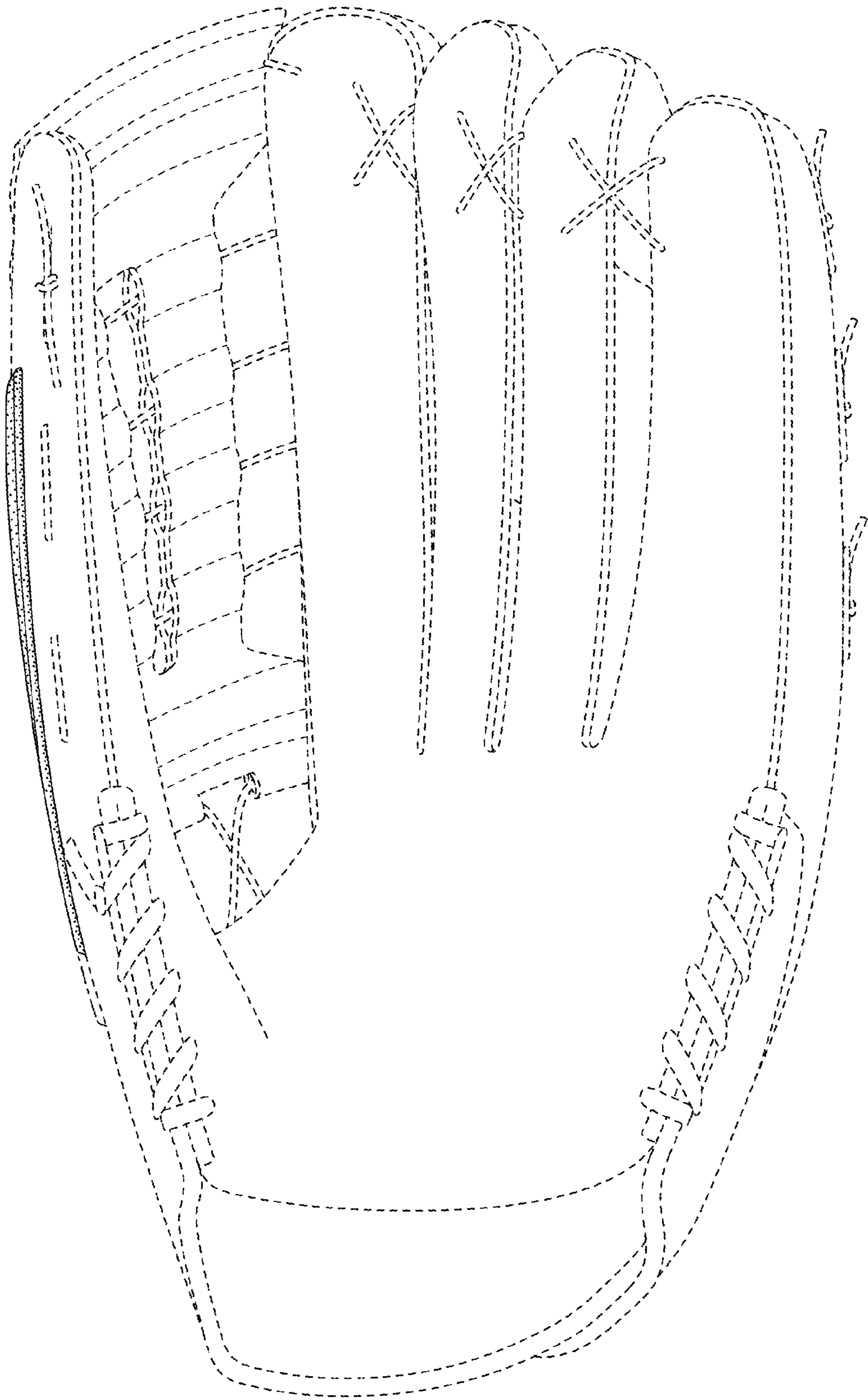


FIG. 7