



US00D708397S

(12) **United States Design Patent**  
**Hudson et al.**

(10) **Patent No.:** **US D708,397 S**  
(45) **Date of Patent:** **\*\* Jul. 1, 2014**

- (54) **BASEBALL GLOVE**
- (71) Applicant: **NIKE, Inc.**, Beaverton, OR (US)
- (72) Inventors: **Matthew Hudson**, Portland, OR (US);  
**Jeremy J. Hewitt**, Portland, OR (US);  
**Derek Fitchett**, Beaverton, OR (US)
- (73) Assignee: **NIKE, Inc.**, Beaverton, OR (US)
- (\*\*) Term: **14 Years**
- (21) Appl. No.: **29/481,550**
- (22) Filed: **Feb. 6, 2014**
- (51) **LOC (10) Cl.** ..... **02-06**
- (52) **U.S. Cl.**  
USPC ..... **D29/115; D29/123**
- (58) **Field of Classification Search**  
CPC ..... A63B 71/14; A63B 71/141; A63B 71/143  
USPC ..... D2/610, 617, 618, 69, 620, 623;  
D29/114, 115, 116.2, 117.1, 117.2,  
D29/118, 123; 2/16, 19  
See application file for complete search history.

(56) **References Cited**  
U.S. PATENT DOCUMENTS

360,135 A	3/1887	Blomstrom	
1,631,735 A *	6/1927	Kennedy et al. ....	2/19
D162,001 S *	2/1951	Breath .....	D2/619
D168,496 S	12/1952	Blepp	
D211,848 S	8/1968	Khazzam	
D213,284 S	2/1969	Khazzam	
D213,287 S	2/1969	Khazzam	
D213,289 S	2/1969	Khazzam	
3,602,915 A	9/1971	Collins	
3,623,163 A	11/1971	Latina	
D240,672 S	7/1976	McTear	
D240,673 S	7/1976	McTear	
D240,674 S	7/1976	McTear	
D241,587 S	9/1976	Kaohsiung	

D242,298 S	11/1976	McTear	
4,042,975 A *	8/1977	Elliott et al. ....	2/19
D256,519 S	8/1980	Hirsch	
D264,517 S	5/1982	Zidele	
5,075,899 A	12/1991	Funahashi et al.	
5,136,725 A *	8/1992	Montero .....	2/16
5,575,005 A	11/1996	Walker et al.	
5,671,477 A	9/1997	Aoki	
5,708,979 A *	1/1998	Redwood et al. ....	2/161.1
5,717,995 A	2/1998	Murai	
D413,414 S	8/1999	Talarico	
D420,173 S	2/2000	Aoki	
D420,174 S *	2/2000	Aoki .....	D29/115
6,249,915 B1 *	6/2001	Hang .....	2/19
6,289,516 B1	9/2001	Motooka et al.	
6,347,402 B1	2/2002	Aoki	
6,353,931 B1	3/2002	Gilligan et al.	

(Continued)

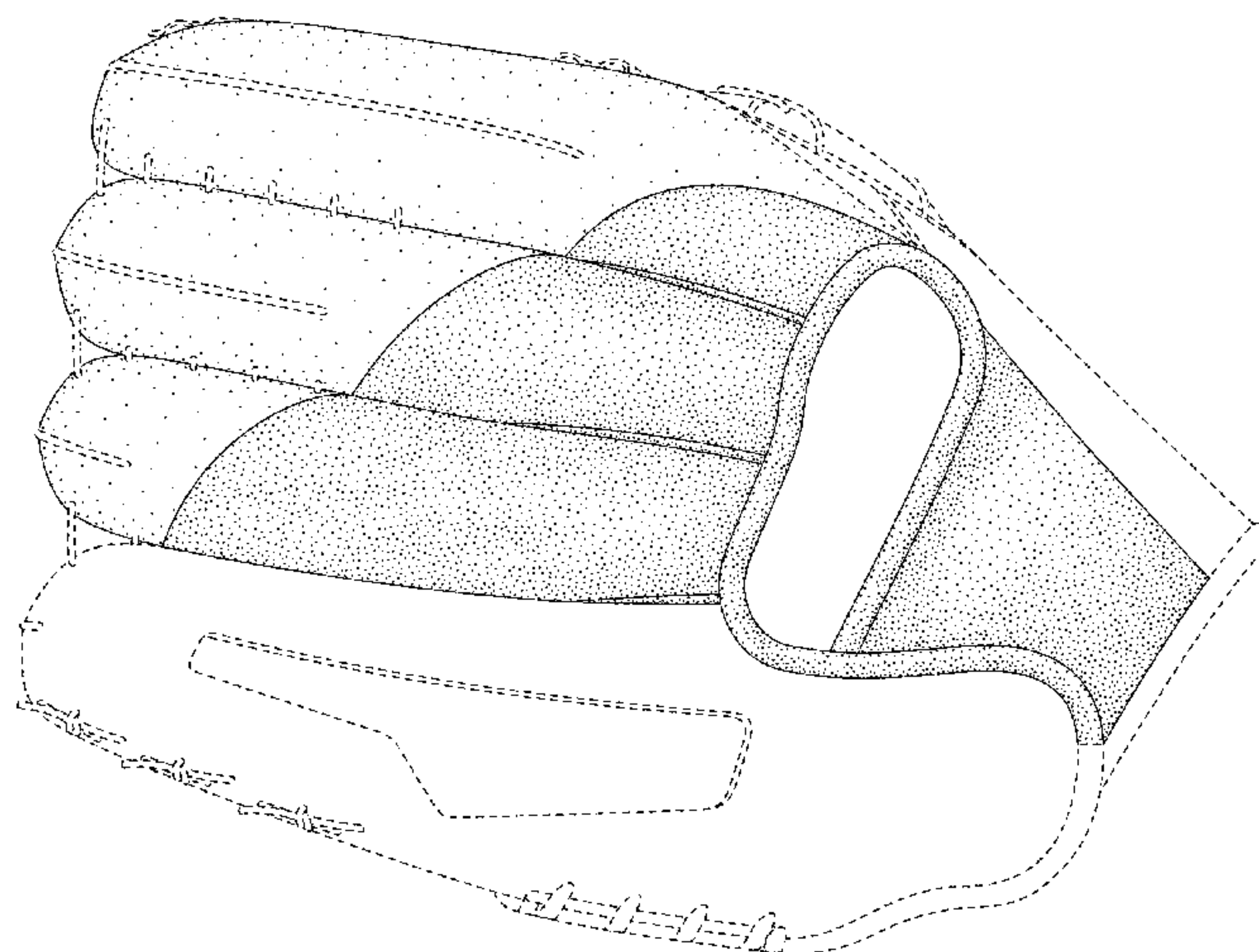
*Primary Examiner* — Karen E Eldridge Powers  
(74) *Attorney, Agent, or Firm* — Banner & Witcoff, Ltd.

(57) **CLAIM**  
The ornamental design for a baseball glove, as shown and described.

**DESCRIPTION**

FIG. 1 is a rear perspective view of a baseball glove showing my new design;  
FIG. 2 is a rear view thereof;  
FIG. 3 is a left side view thereof;  
FIG. 4 is a right side view thereof;  
FIG. 5 is a bottom view thereof;  
FIG. 6 is a top view thereof; and,  
FIG. 7 is a front view thereof.  
The broken lines immediately adjacent to the shaded area represent unclaimed boundaries of the design. The contrast in stippling density represents a contrast in appearance. The broken lines showing the remainder of the baseball glove are for environmental purposes only and form no part of the claimed design.

**1 Claim, 7 Drawing Sheets**



(56)

**References Cited**

U.S. PATENT DOCUMENTS

6,412,113 B1 7/2002 Guenther et al.  
 6,460,184 B1 10/2002 Nishimura et al.  
 6,516,470 B1 2/2003 Aoki  
 6,516,471 B1 2/2003 Baumann  
 D481,174 S 10/2003 Whiteside et al.  
 D490,573 S 5/2004 Chan  
 6,766,531 B2 7/2004 Sullivano et al.  
 D495,094 S 8/2004 Whiteside et al.  
 D496,497 S 9/2004 Chan  
 6,862,744 B2\* 3/2005 Kuroda et al. .... 2/161.1  
 D526,447 S 8/2006 Chan  
 D531,362 S \* 10/2006 Siebers et al. .... D29/115  
 D531,363 S 10/2006 Siebers et al.

D549,927 S \* 9/2007 Schuller et al. .... D2/617  
 D549,929 S \* 9/2007 Schuller et al. .... D2/617  
 7,278,170 B2\* 10/2007 Anderson ..... 2/19  
 D571,527 S \* 6/2008 Ash et al. .... D2/617  
 D592,810 S \* 5/2009 Aoki ..... D29/115  
 D629,996 S \* 1/2011 Rockel ..... D2/617  
 7,954,174 B2\* 6/2011 Kume et al. .... 2/159  
 8,239,969 B2\* 8/2012 Fisher ..... 2/161.1  
 2006/0211523 A1\* 9/2006 Sabatino ..... 473/453  
 2006/0272068 A1 12/2006 Motooka et al.  
 2009/0307820 A1\* 12/2009 Yang ..... 2/19  
 2010/0248873 A1\* 9/2010 Cooper ..... 473/599  
 2013/0061363 A1 3/2013 Estorge  
 2013/0167281 A1 7/2013 Jennings  
 2013/0247272 A1\* 9/2013 Reed et al. .... 2/161.1

\* cited by examiner

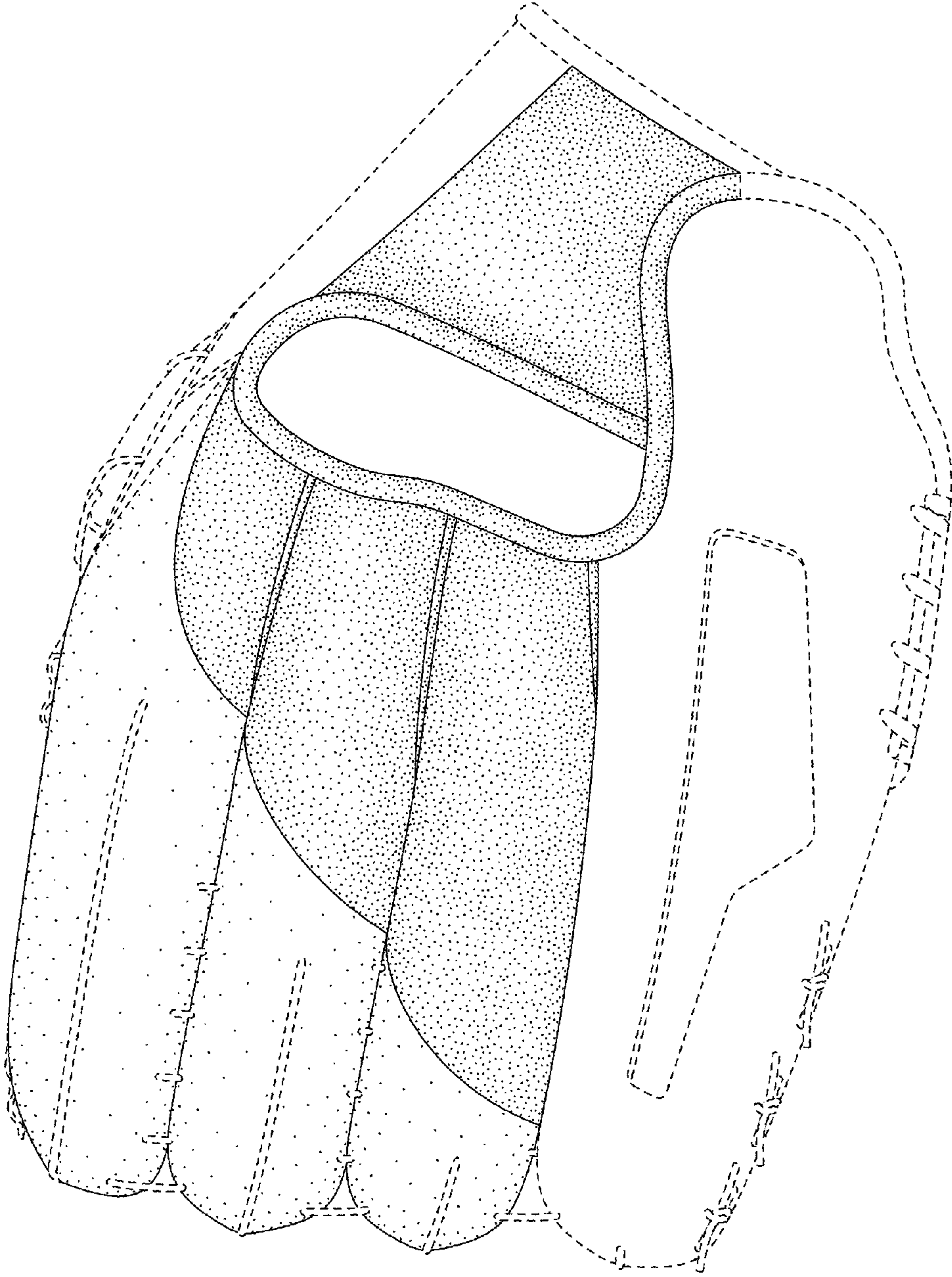


FIG. 1



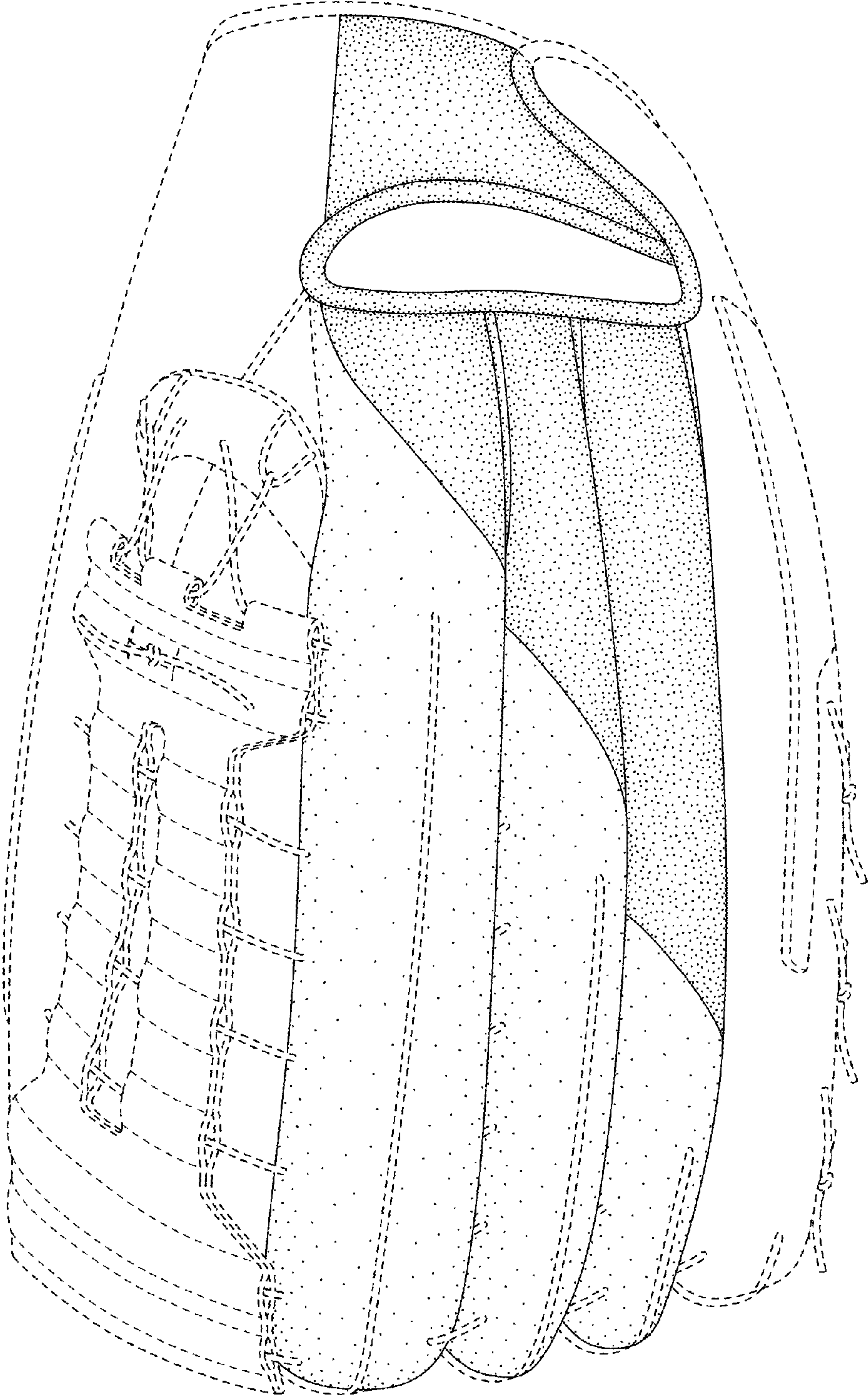


FIG. 2

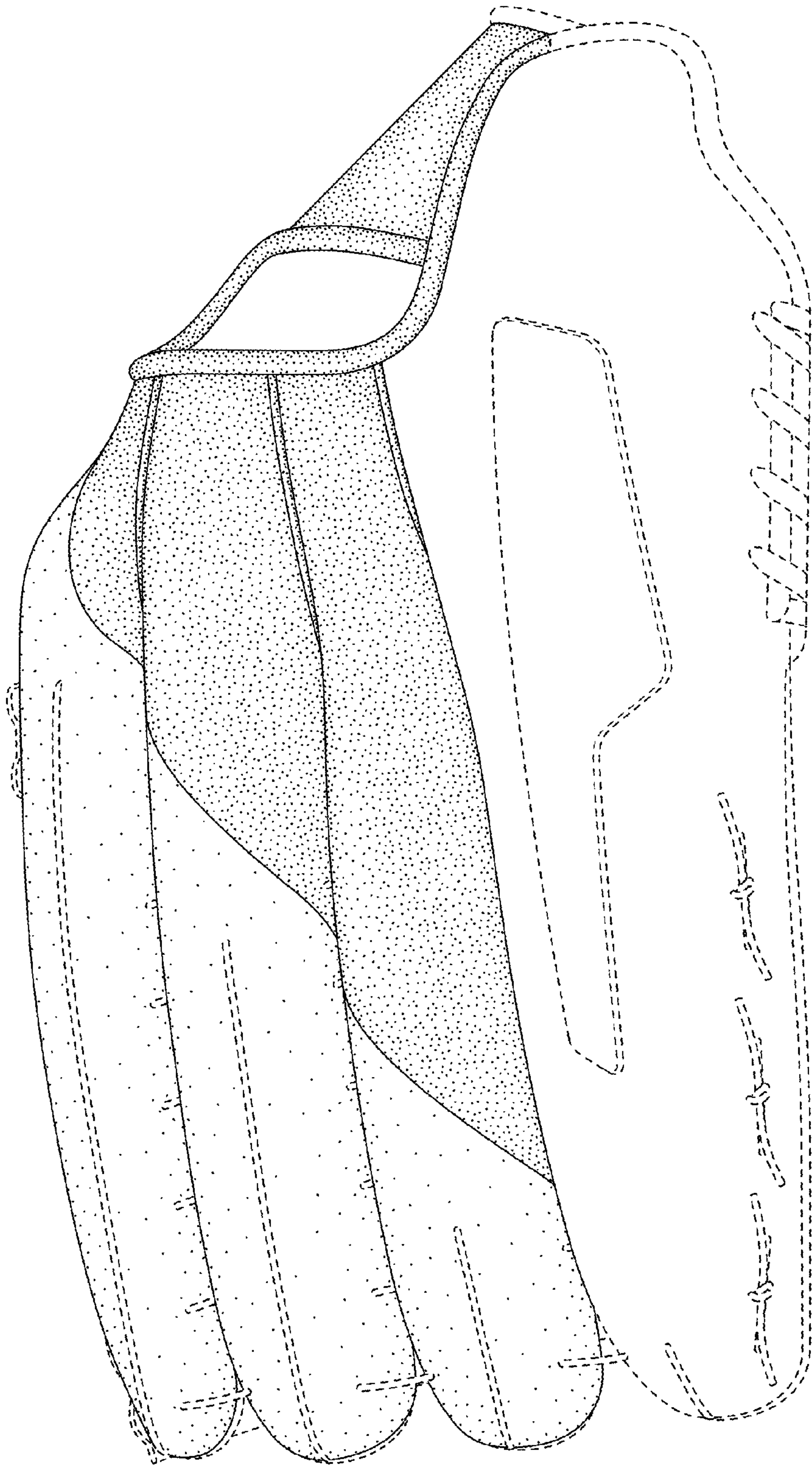


FIG. 3

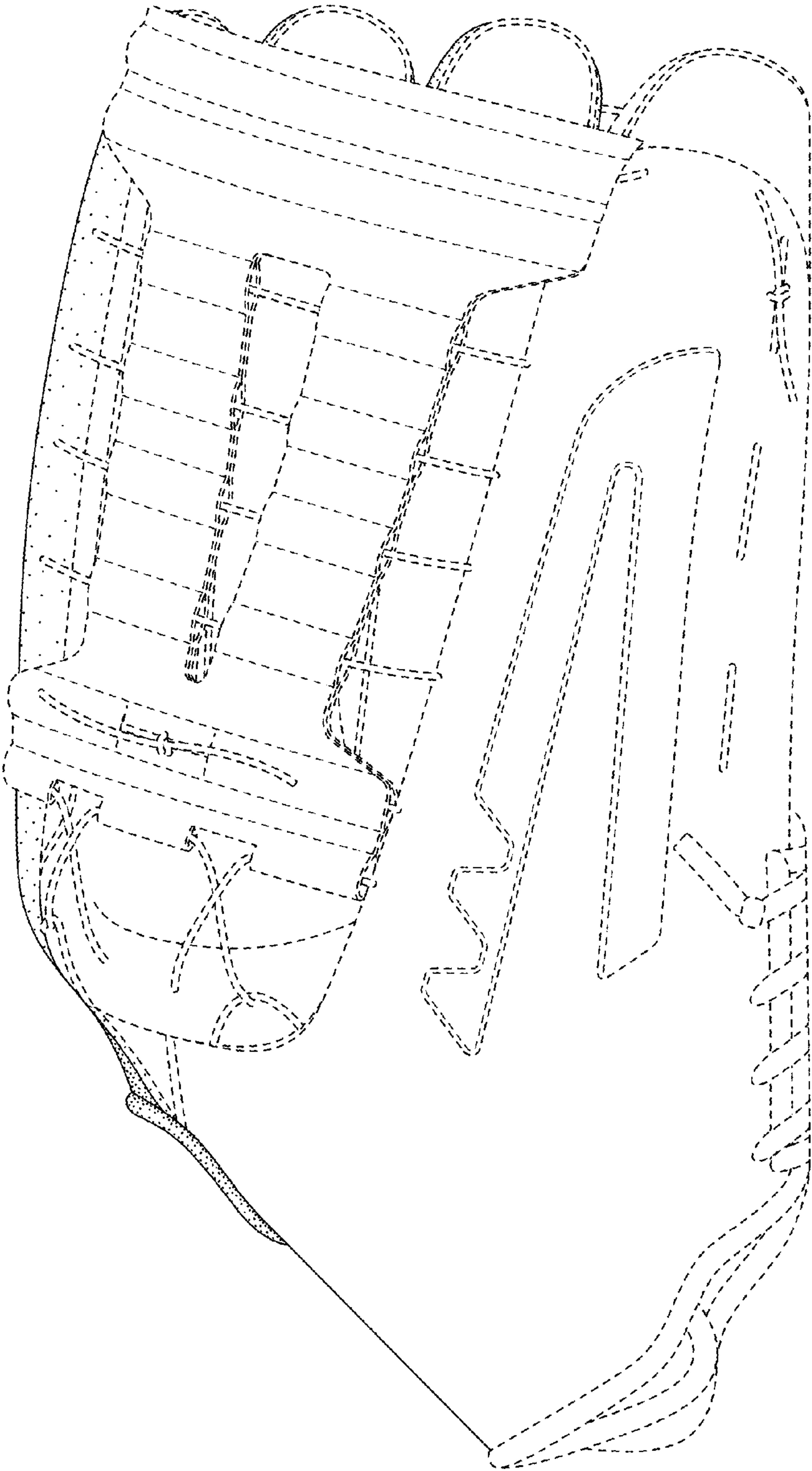


FIG. 4

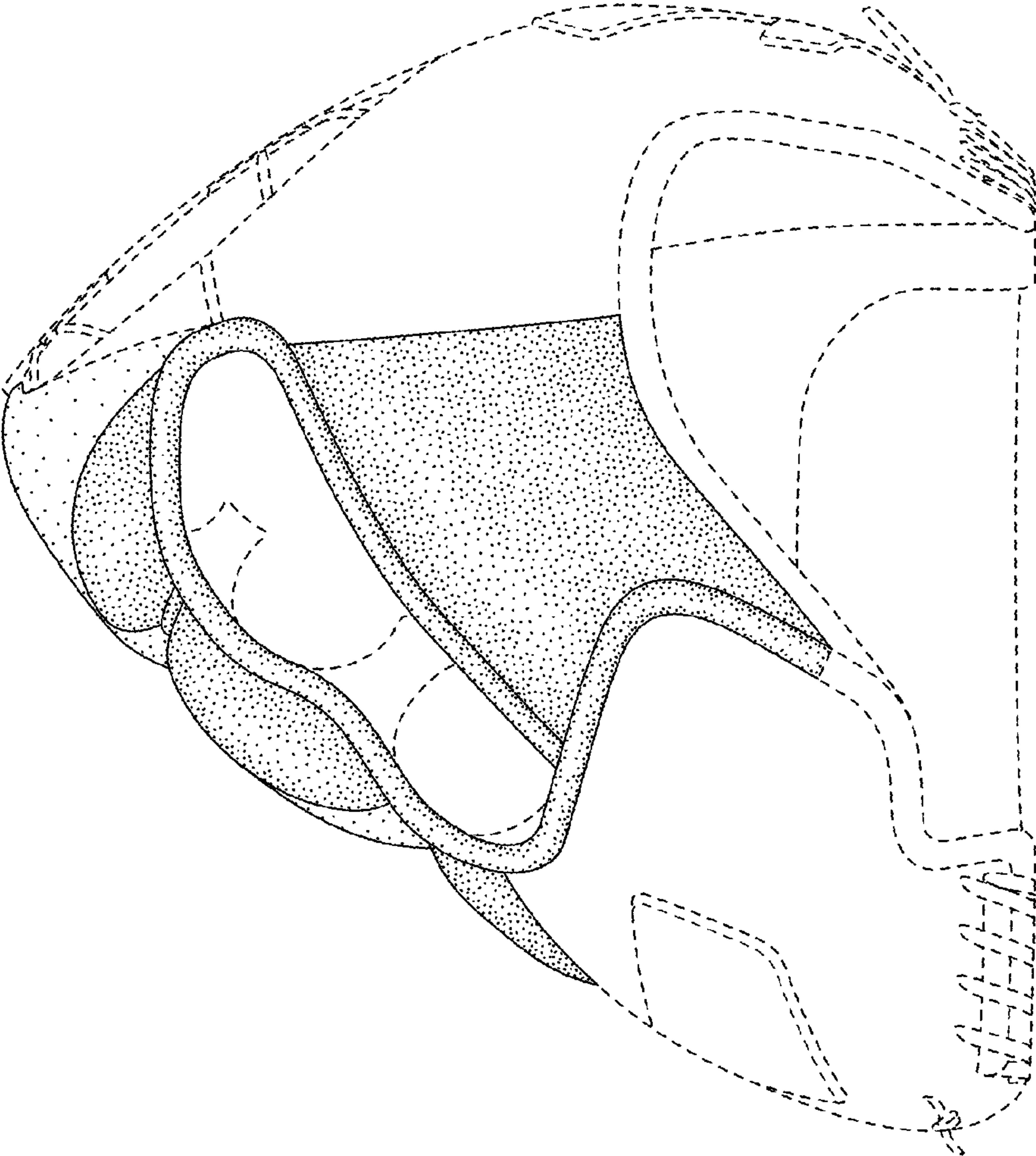


FIG. 5



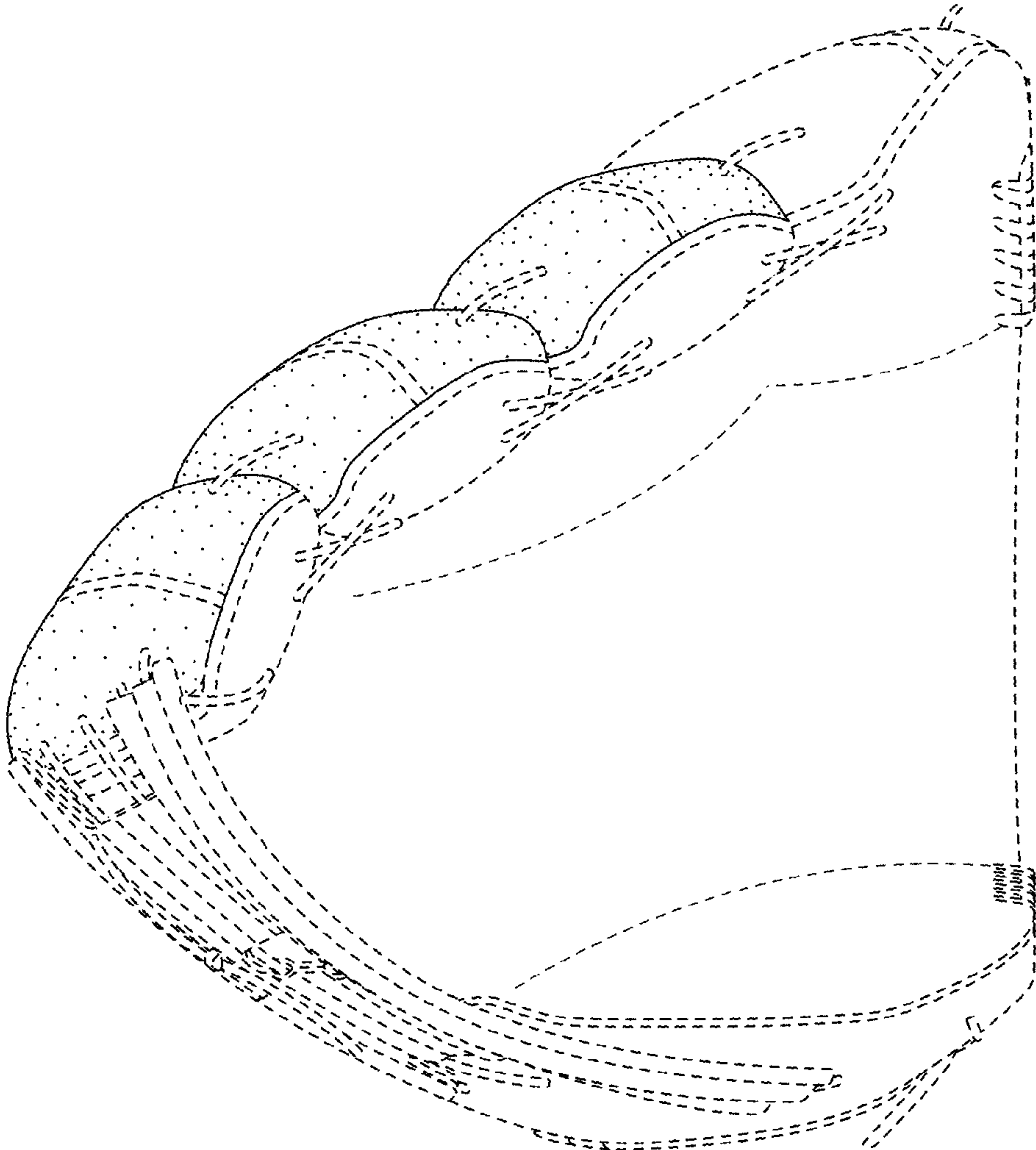


FIG. 6



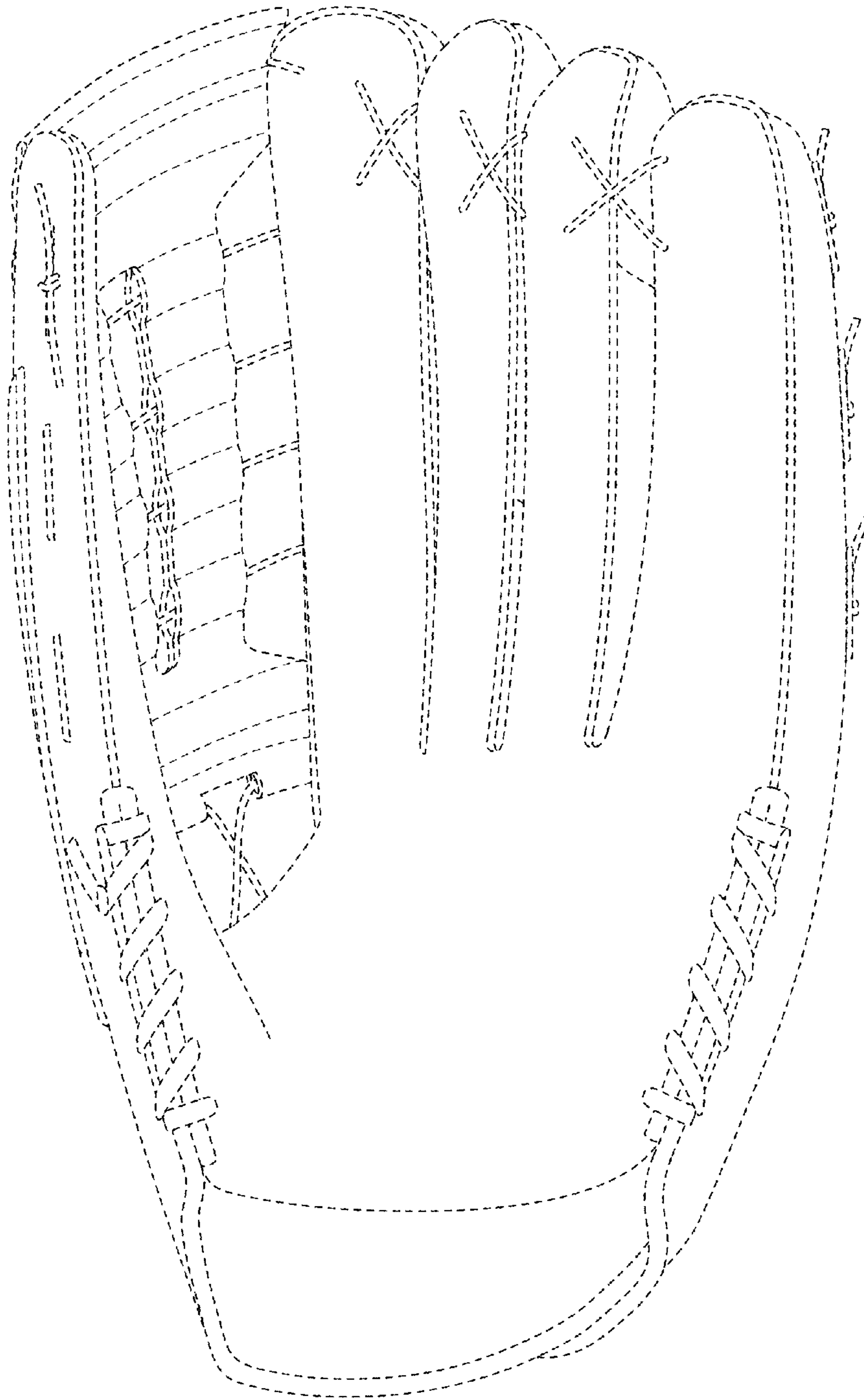


FIG. 7