



US00D708396S

(12) **United States Design Patent**
Hudson et al.

(10) **Patent No.:** **US D708,396 S**
(45) **Date of Patent:** **** Jul. 1, 2014**

- (54) **BASEBALL GLOVE**
- (71) Applicant: **NIKE, Inc.**, Beaverton, OR (US)
- (72) Inventors: **Matthew Hudson**, Portland, OR (US);
Jeremy J. Hewitt, Portland, OR (US);
Derek Fitchett, Beaverton, OR (US)
- (73) Assignee: **NIKE, Inc.**, Beaverton, OR (US)
- (**) Term: **14 Years**
- (21) Appl. No.: **29/481,549**
- (22) Filed: **Feb. 6, 2014**
- (51) **LOC (10) Cl.** **02-06**
- (52) **U.S. Cl.**
USPC **D29/115; D29/123**
- (58) **Field of Classification Search**
CPC A63B 71/14; A63B 71/141; A63B 71/143
USPC D2/610, 617, 618, 69, 620, 623;
D29/114, 115, 116.2, 117.1, 117.2,
D29/118, 123; 2/16, 19
See application file for complete search history.

D240,674 S	7/1976	McTear	
D241,587 S	9/1976	Kaohsiung	
D242,298 S	11/1976	McTear	
D256,519 S	8/1980	Hirsch	
D264,517 S	5/1982	Zidele	
5,075,899 A	12/1991	Funahashi et al.	
5,435,008 A *	7/1995	Shane	2/16
5,575,005 A	11/1996	Walker et al.	
5,671,477 A	9/1997	Aoki	
5,717,995 A	2/1998	Murai	
D413,414 S	8/1999	Talarico	
D420,173 S	2/2000	Aoki	
6,289,516 B1	9/2001	Motooka et al.	
6,347,402 B1	2/2002	Aoki	
6,353,931 B1	3/2002	Gilligan et al.	
6,412,113 B1	7/2002	Guenther et al.	
6,460,184 B1	10/2002	Nishimura et al.	
6,516,470 B1	2/2003	Aoki	

(Continued)

Primary Examiner — Karen E Eldridge Powers
(74) *Attorney, Agent, or Firm* — Banner & Witcoff, Ltd.

(57) **CLAIM**
The ornamental design for a baseball glove, as shown and described.

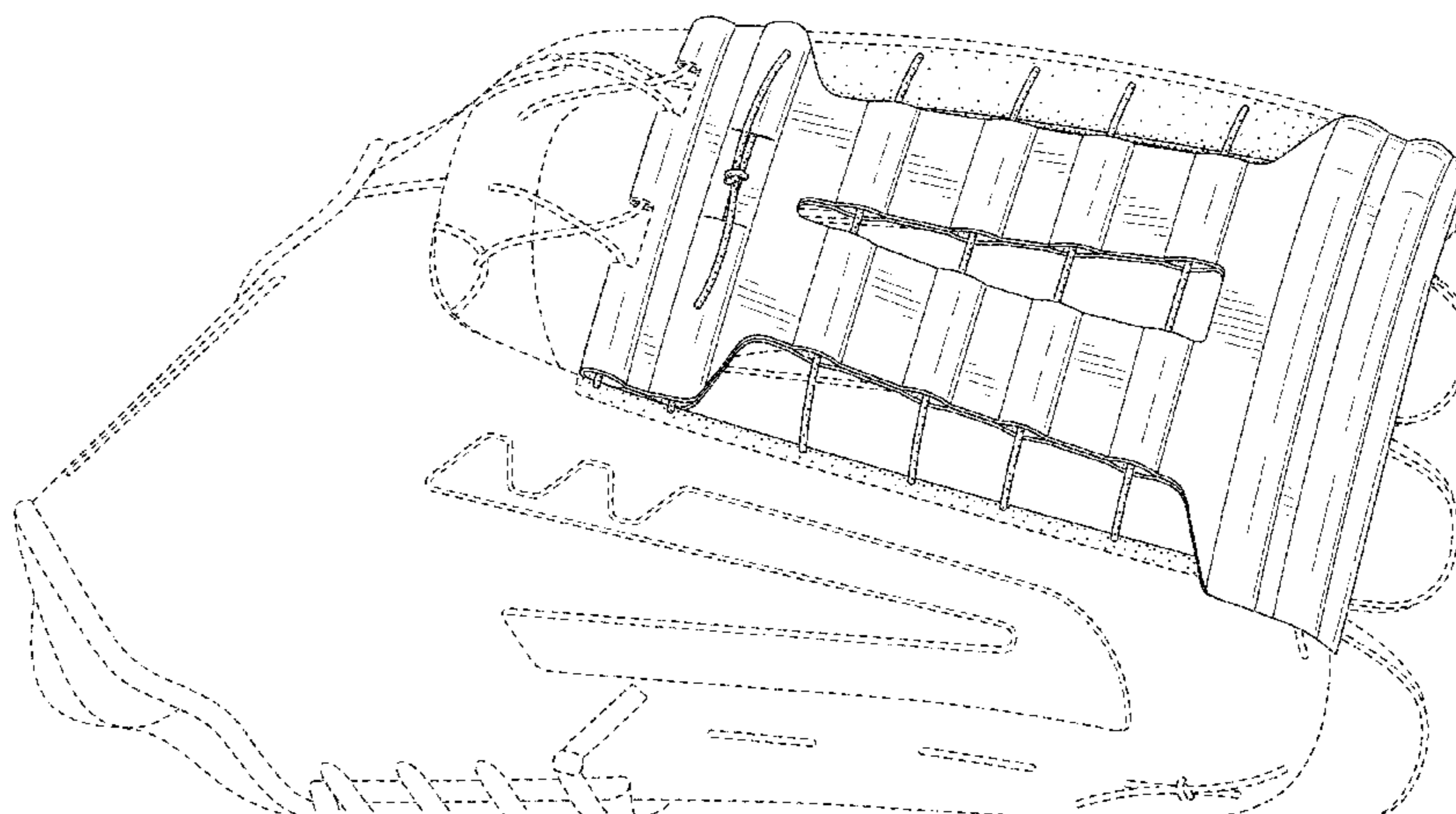
DESCRIPTION

FIG. 1 is a rear perspective view of a baseball glove showing my new design;
FIG. 2 is a left side view thereof;
FIG. 3 is a right side view thereof;
FIG. 4 is a top view thereof;
FIG. 5 is a bottom view thereof;
FIG. 6 is a rear view thereof; and,
FIG. 7 is a front view thereof.
The broken lines immediately adjacent to the shaded area represent unclaimed boundaries of the design. The broken lines showing the remainder of the baseball glove are for environmental purposes only and form no part of the claimed design.

1 Claim, 7 Drawing Sheets

(56) **References Cited**
U.S. PATENT DOCUMENTS

360,135 A	3/1887	Blomstrom	
1,725,426 A *	8/1929	Stumpe	2/19
2,255,726 A *	9/1941	Turner	2/19
D140,846 S *	4/1945	Turner	D29/115
2,414,004 A *	1/1947	Turner	2/19
D168,496 S	12/1952	Blepp	
2,629,096 A *	2/1953	Latina	2/19
D211,848 S	8/1968	Khazzam	
D213,284 S	2/1969	Khazzam	
D213,287 S	2/1969	Khazzam	
D213,289 S	2/1969	Khazzam	
3,602,915 A	9/1971	Collins	
3,623,163 A	11/1971	Latina	
D240,672 S	7/1976	McTear	
D240,673 S	7/1976	McTear	



(56)

References Cited

U.S. PATENT DOCUMENTS

6,516,471 B1 2/2003 Baumann
D481,174 S 10/2003 Whiteside et al.
D490,573 S 5/2004 Chan
6,766,531 B2 7/2004 Sullivano et al.
D495,094 S 8/2004 Whiteside et al.

D496,497 S 9/2004 Chan
D526,447 S 8/2006 Chan
D531,362 S * 10/2006 Siebers et al. D29/115
D531,363 S 10/2006 Siebers et al.
2006/0272068 A1 12/2006 Motooka et al.
2013/0061363 A1 3/2013 Estorge
2013/0167281 A1 7/2013 Jennings

* cited by examiner

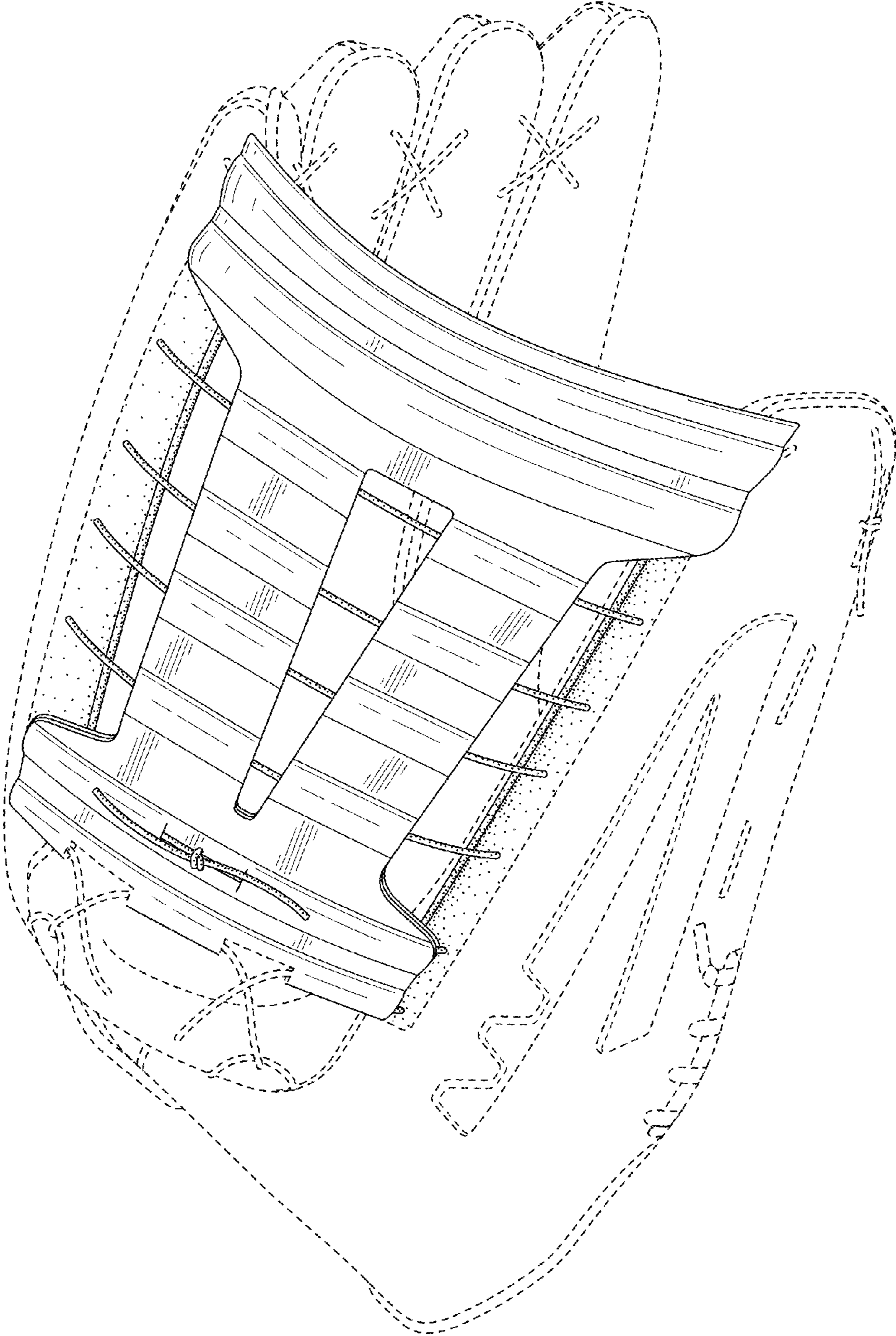


FIG. 1

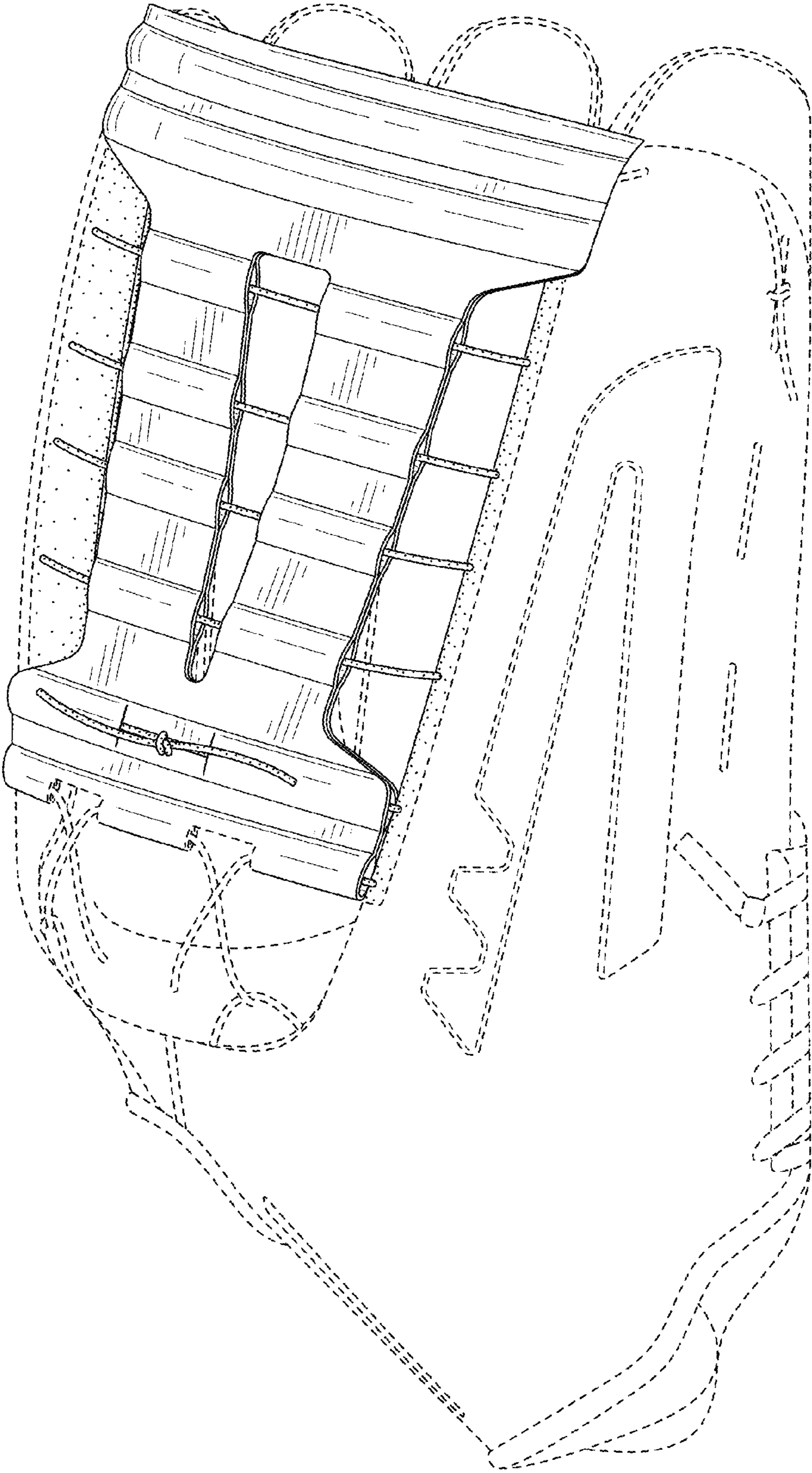


FIG. 2

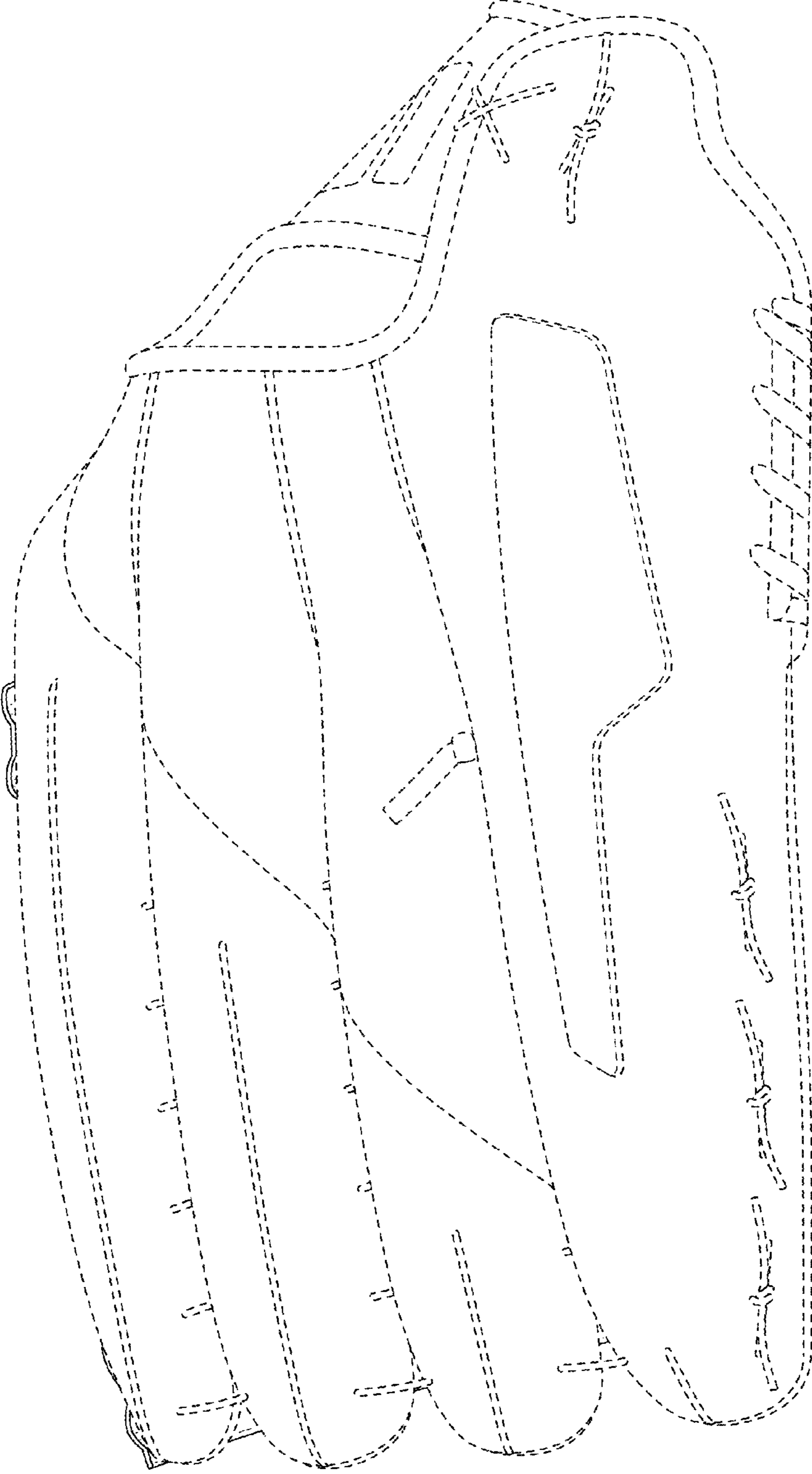


FIG. 3

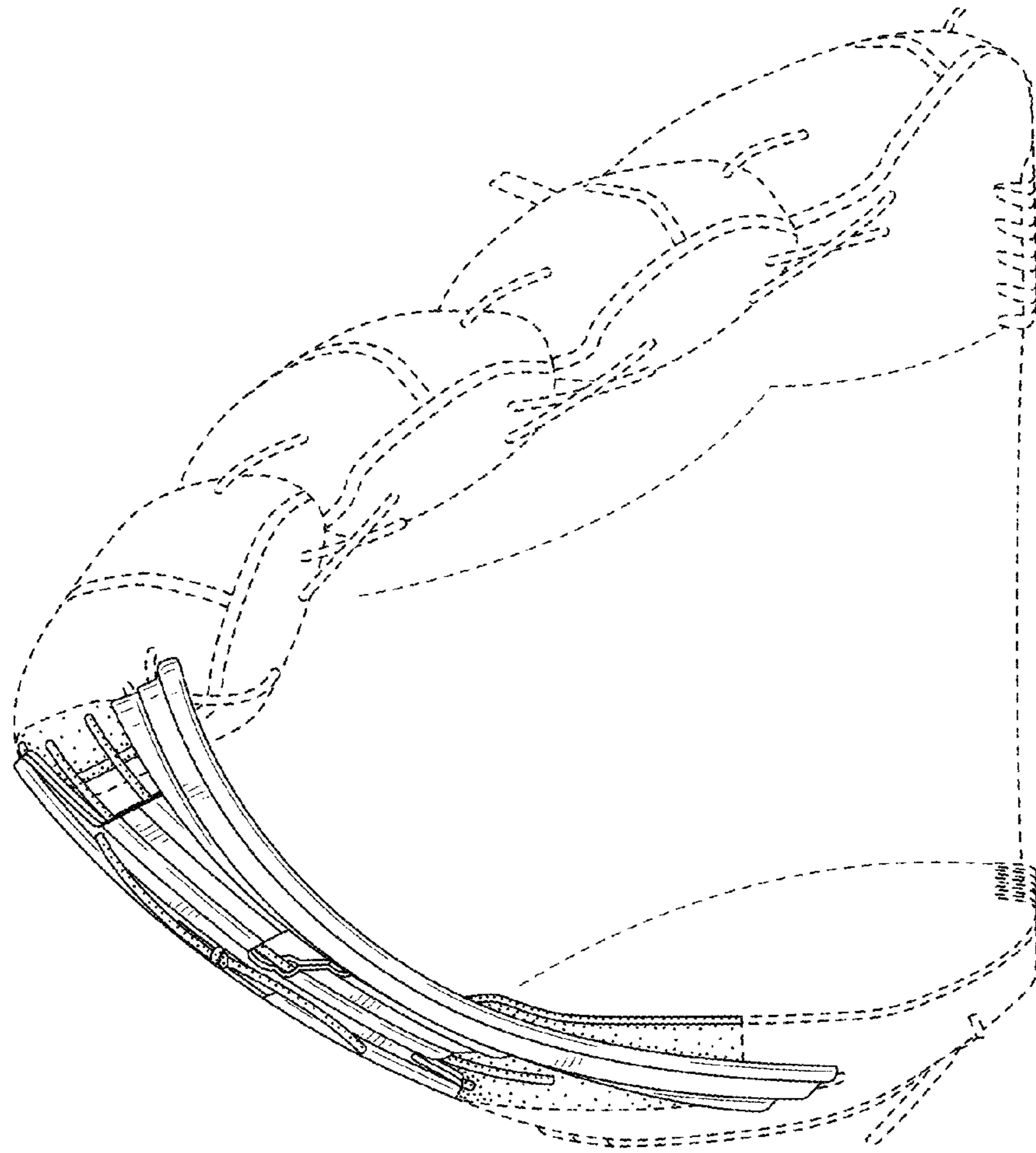


FIG. 4



FIG. 5

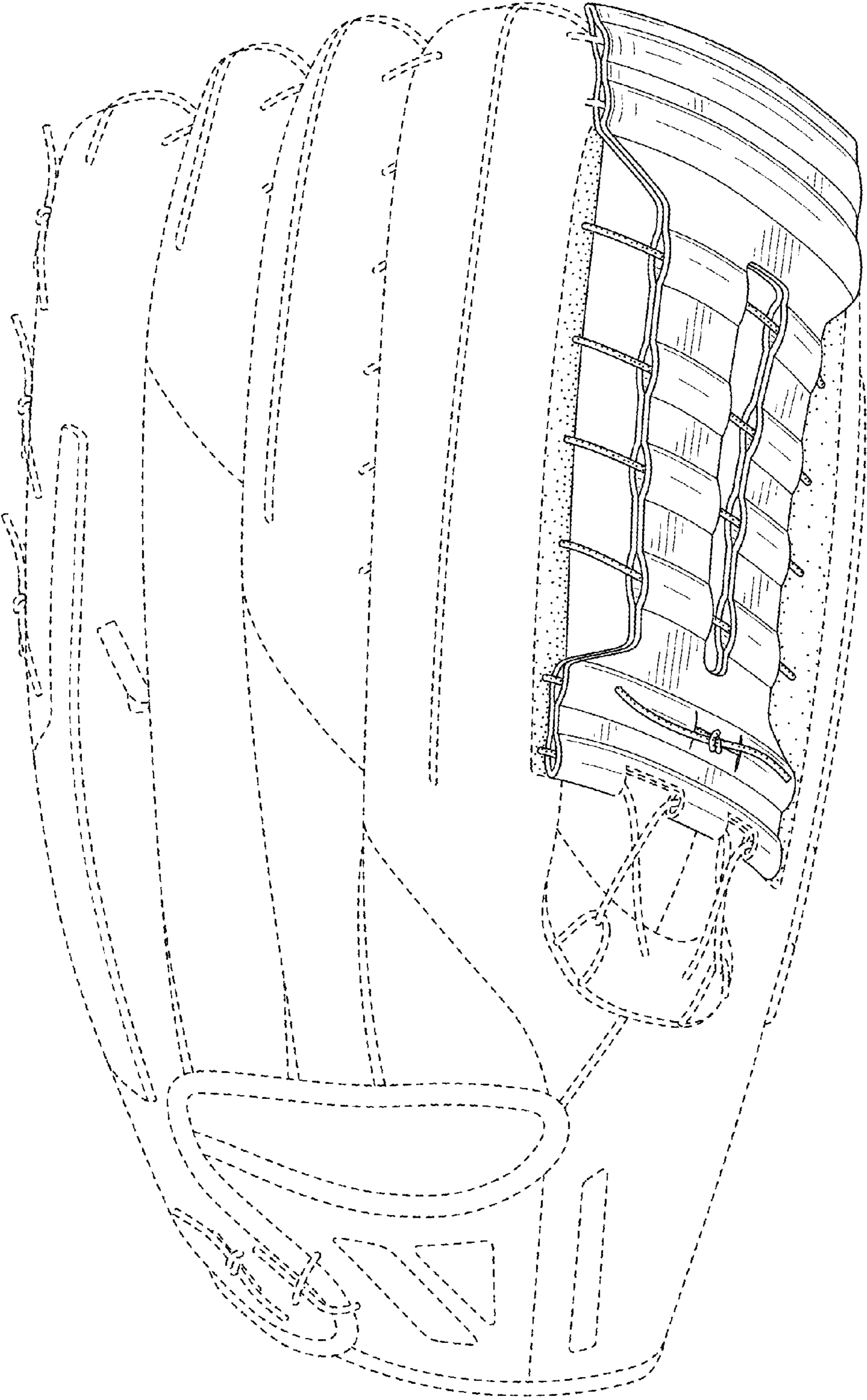


FIG. 6

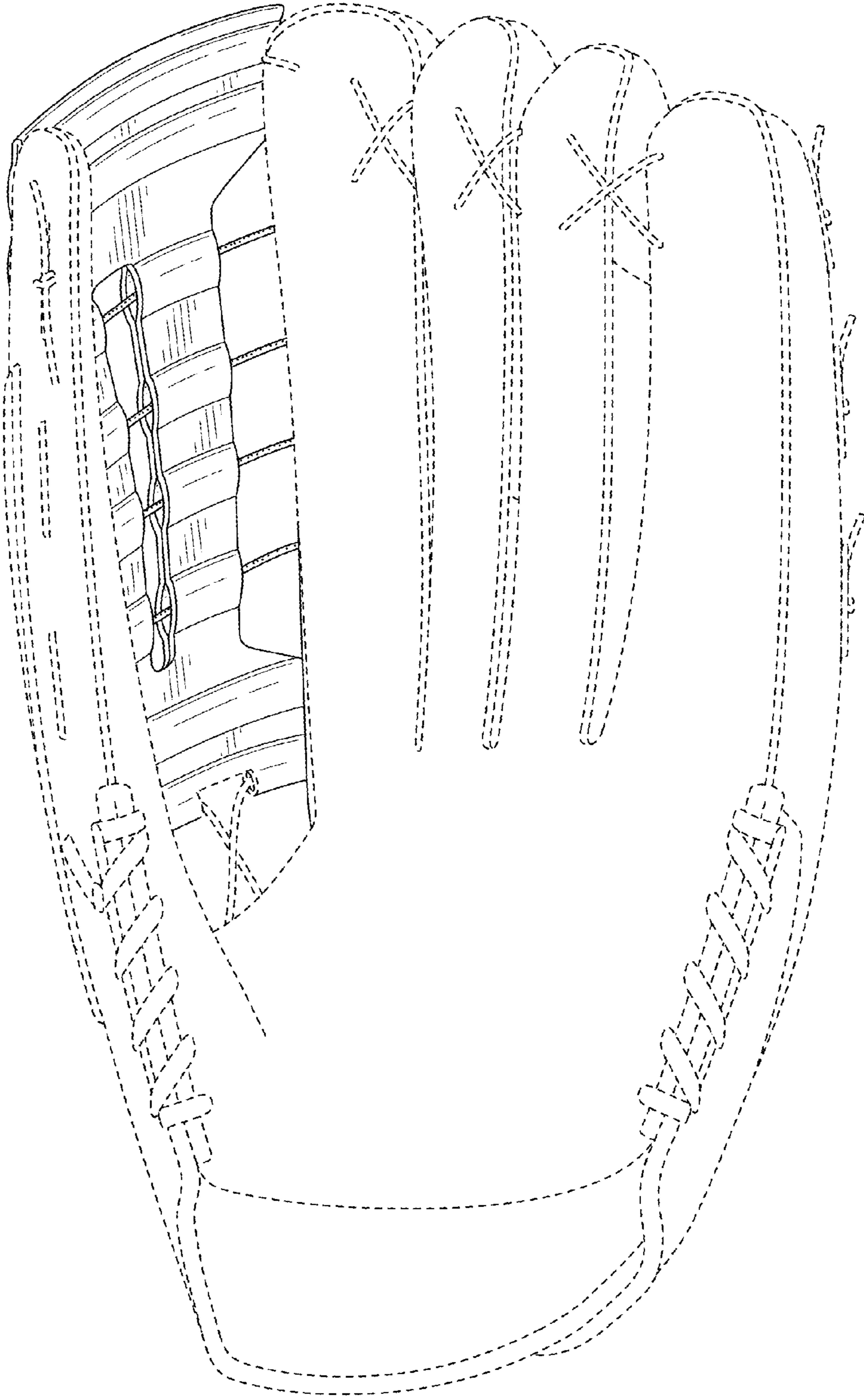


FIG. 7