



US00D708392S

(12) **United States Design Patent**  
**Rose-Washington et al.**

(10) **Patent No.:** **US D708,392 S**  
(45) **Date of Patent:** **\*\* Jul. 1, 2014**

- (54) **HAIR PICK WITH MIRROR**
- (71) Applicants: **Cheo Rose-Washington**, New York, NY (US); **Craig Hartley**, New Haven, CT (US)
- (72) Inventors: **Cheo Rose-Washington**, New York, NY (US); **Craig Hartley**, New Haven, CT (US)
- (73) Assignee: **Earth Lion Entertainment LLC**, New Haven, CT (US)

(\*\*) Term: **14 Years**

(21) Appl. No.: **29/463,879**

(22) Filed: **Mar. 26, 2014**

(51) **LOC (10) Cl.** ..... **28-01**

(52) **U.S. Cl.**

CPC ..... **A45D 24/00** (2013.01)

USPC ..... **D28/31**

(58) **Field of Classification Search**

CPC ..... **A45D 24/00**

USPC ..... **D28/7, 20-34, 39-43; 132/53, 101,**

**132/112, 126, 128-131, 144, 148, 150, 208,**

**132/216, 219, 275-284; D32/49; 15/142,**

**15/143.1; D30/158, 159**

See application file for complete search history.

(56) **References Cited**

**U.S. PATENT DOCUMENTS**

D135,926 S 7/1943 Spurgeon  
D221,114 S \* 7/1971 Rogovin ..... D28/31

3,742,964 A	7/1973	Newbern	
3,989,053 A	11/1976	Schneider	
4,249,548 A	2/1981	Jerman	
D258,541 S	3/1981	Featherstone	
D266,278 S *	9/1982	Daddona, Jr. ....	D28/21
D282,293 S	1/1986	Harvey	
D282,294 S	1/1986	Harvey	
D282,875 S	3/1986	Harvey	
4,917,129 A *	4/1990	Olson .....	132/161
D330,782 S	11/1992	Balster et al.	
5,163,456 A	11/1992	Lombardi, Jr.	
D347,492 S	5/1994	Kruschke et al.	
D358,000 S *	5/1995	Molenaar .....	D28/22
D367,338 S *	2/1996	Bozak .....	D28/31
D367,544 S *	2/1996	Bozak .....	D28/31
D368,981 S *	4/1996	Bozak .....	D28/25
6,241,357 B1	6/2001	Lee	
D481,168 S	10/2003	Shannon	
D496,755 S	9/2004	Jackson	
D572,009 S	7/2008	Meyhew	

\* cited by examiner

Primary Examiner — Zenia Bennett

(57) **CLAIM**

The ornamental design for a hair pick with mirror, as shown.

**DESCRIPTION**

FIG. 1 is a perspective view of a hair pick showing our new design;

FIG. 2 is a front elevation view thereof;

FIG. 3 is a rear elevation view thereof;

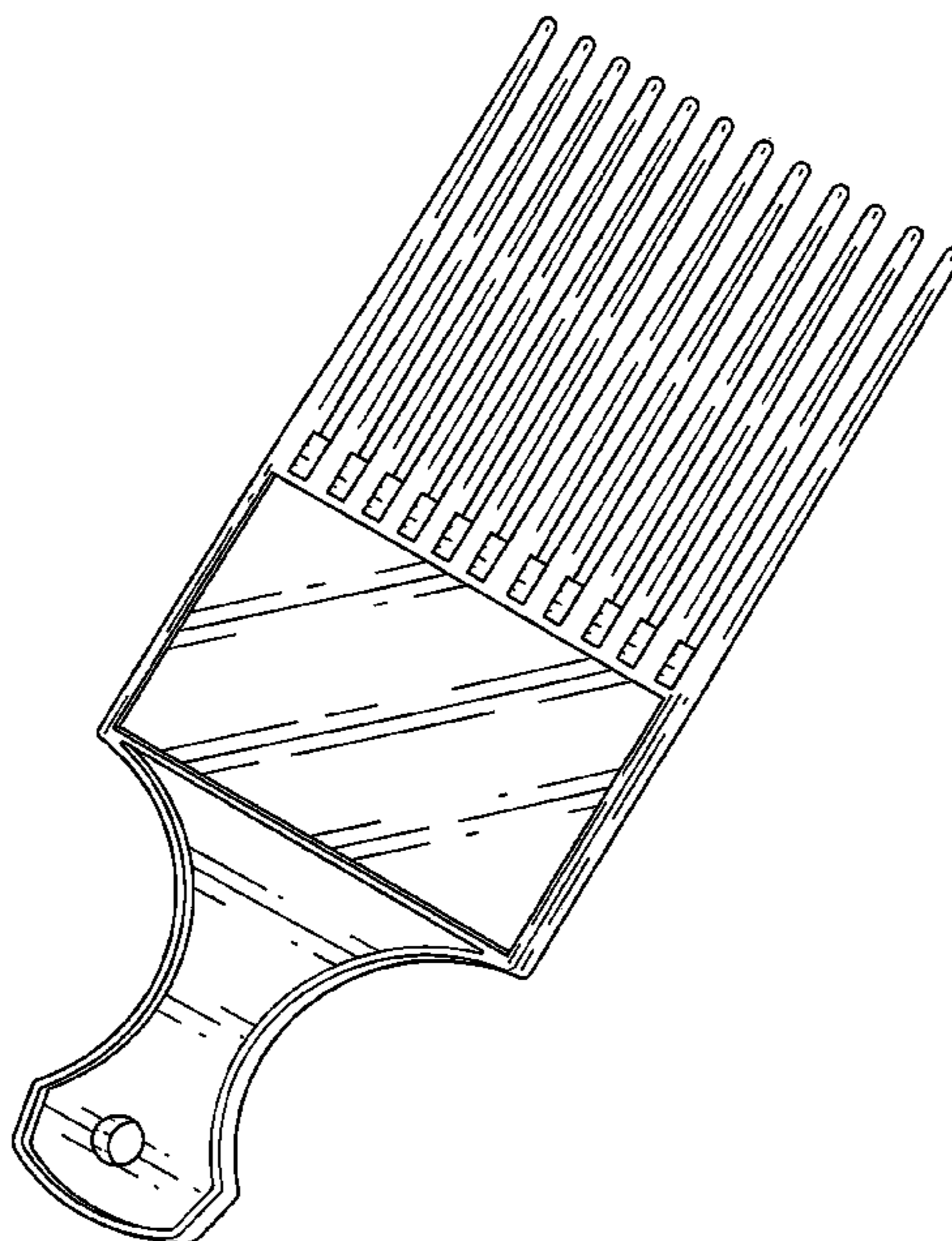
FIG. 4 is a left side elevation view thereof;

FIG. 5 is a right side elevation view thereof;

FIG. 6 is a top plan view thereof; and,

FIG. 7 is a bottom plan view thereof.

**1 Claim, 5 Drawing Sheets**



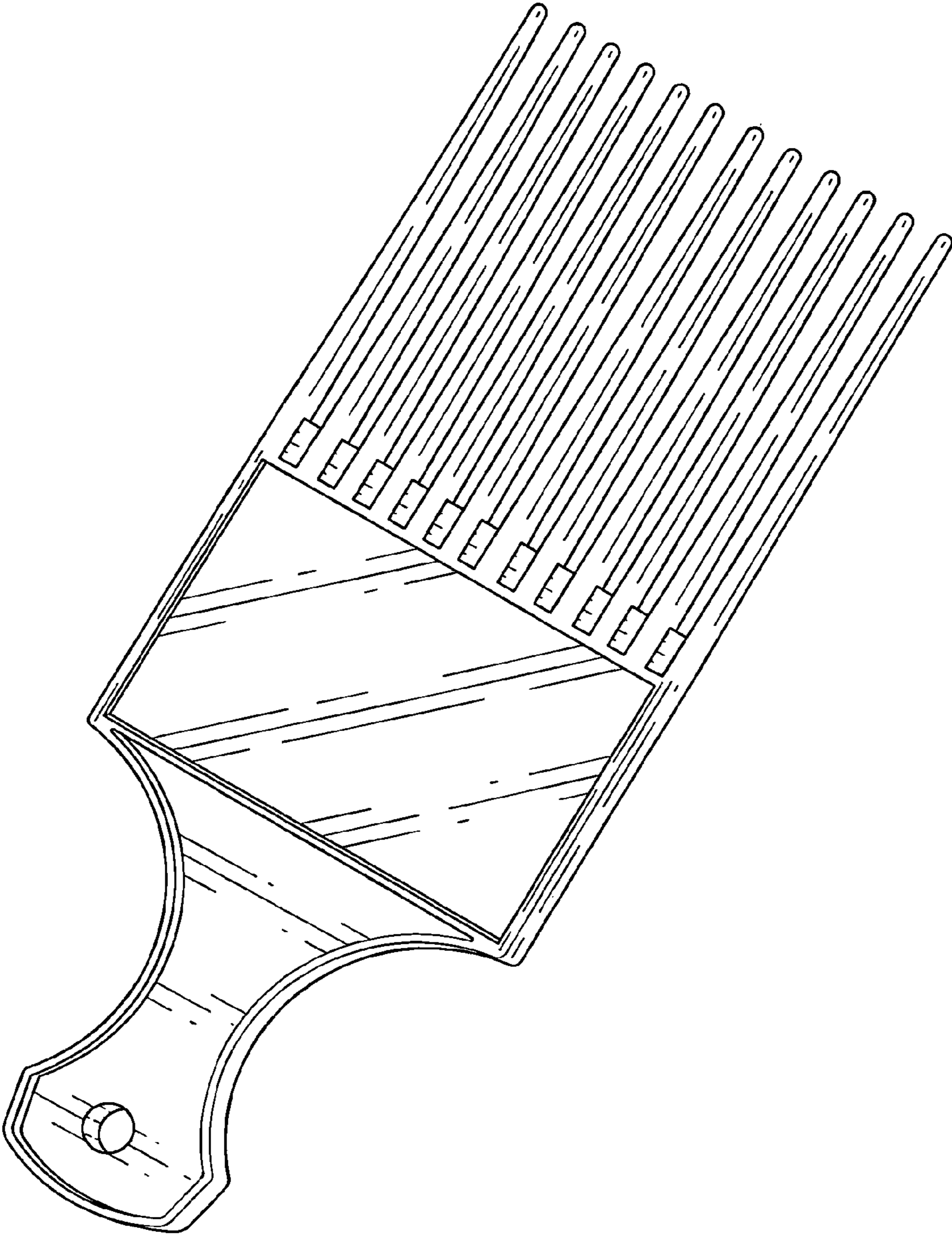


FIG. 1

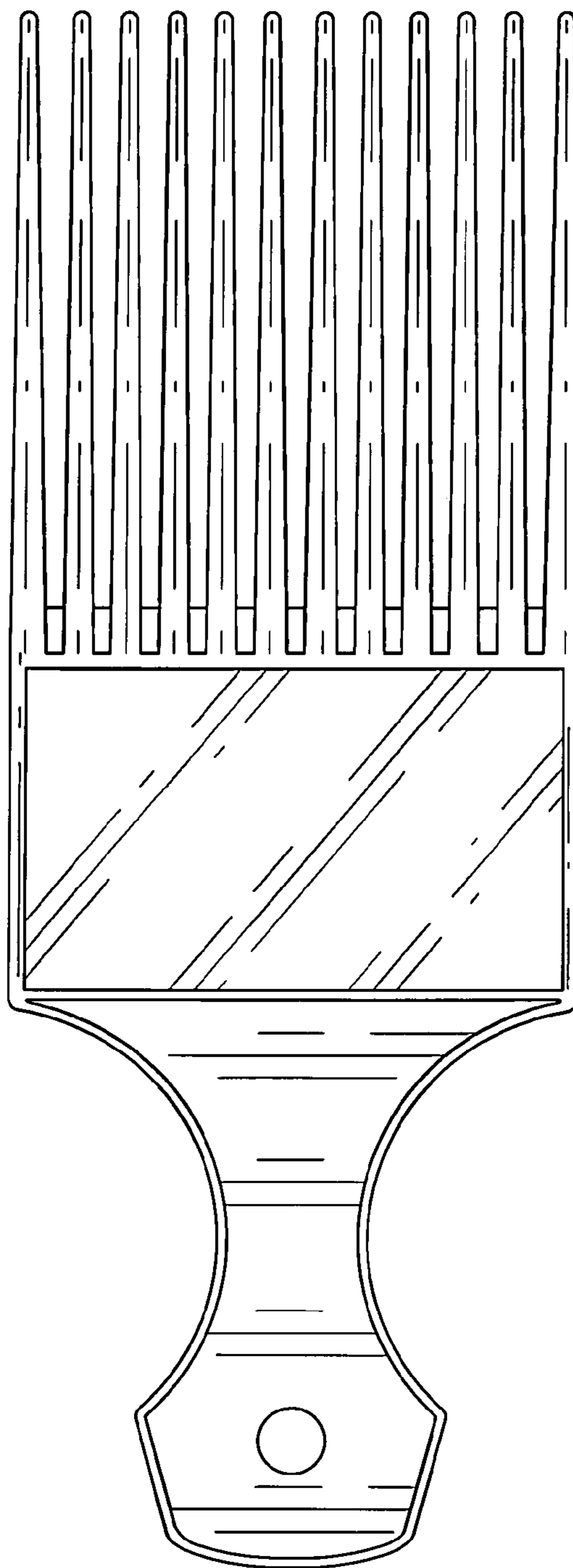


FIG. 2

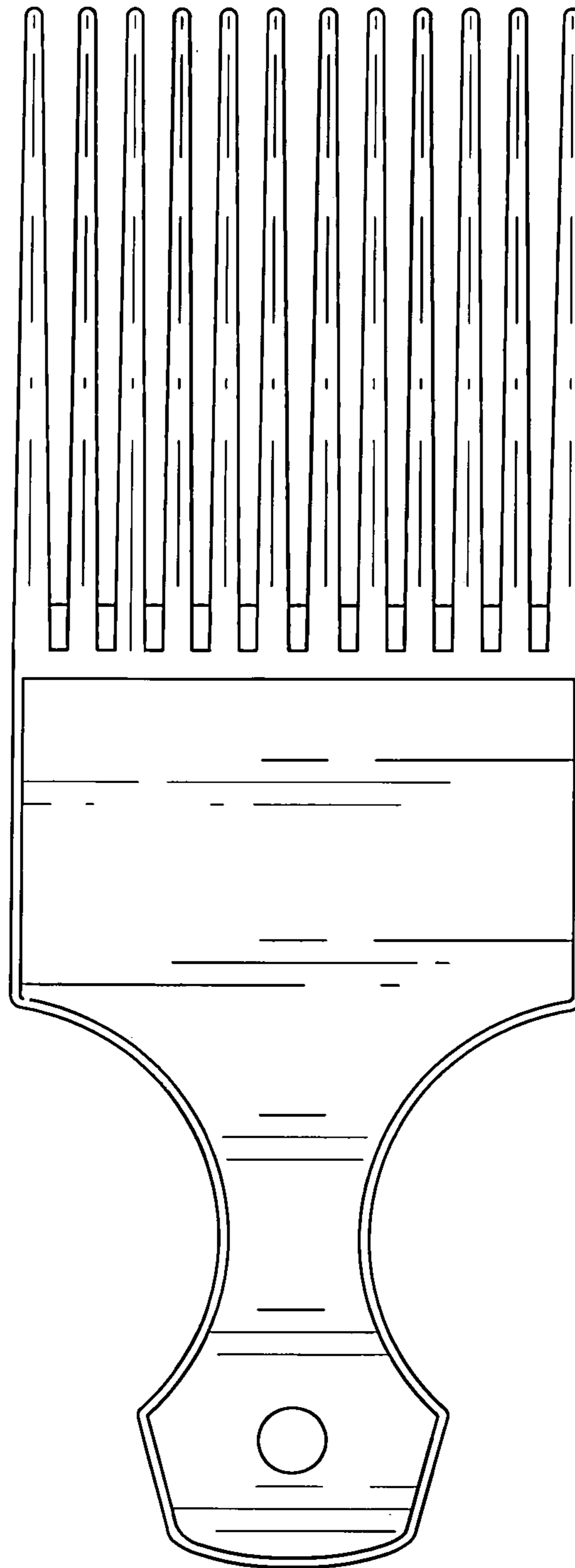
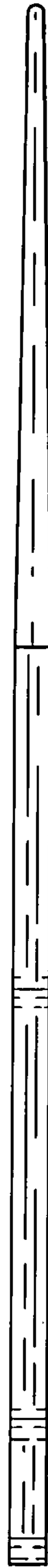
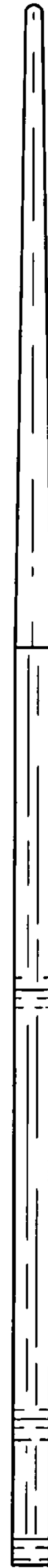


FIG. 3



*FIG. 4*



*FIG. 5*



*FIG. 6*



*FIG. 7*