



US00D708369S

(12) **United States Design Patent**  
**Song et al.**

(10) **Patent No.:** **US D708,369 S**

(45) **Date of Patent:** **\*\* Jul. 1, 2014**

(54) **VEHICLE TAILLIGHT**

(75) Inventors: **Solomon H. Song**, Farmington Hills, MI (US); **Darrell Paul Behmer**, Novi, MI (US)

(73) Assignee: **Ford Motor Company**, Dearborn, MI (US)

(\*\*) Term: **14 Years**

(21) Appl. No.: **29/416,973**

(22) Filed: **Mar. 29, 2012**

(51) **LOC (10) Cl.** ..... **26-06**

(52) **U.S. Cl.**  
USPC ..... **D26/28**

(58) **Field of Classification Search**  
USPC ..... D26/28-36; 362/459-468, 475-478, 362/485-487  
See application file for complete search history.

(56) **References Cited**

**U.S. PATENT DOCUMENTS**

D528,231 S \* 9/2006 Ikeda ..... D26/28  
D528,686 S \* 9/2006 Kato ..... D26/28

D529,208 S \* 9/2006 Ikeda ..... D26/28  
D535,409 S \* 1/2007 Yamaguchi ..... D26/28  
D550,380 S \* 9/2007 Lin ..... D26/28  
D565,211 S \* 3/2008 Haller et al. .... D26/28  
D602,616 S \* 10/2009 Okamura et al. .... D26/28  
D622,426 S 8/2010 Song et al.

\* cited by examiner

*Primary Examiner* — Marcus Jackson

(74) *Attorney, Agent, or Firm* — Damian Porcari


(57) **CLAIM**


The ornamental design for a vehicle taillight, as shown and described.

**DESCRIPTION**

FIG. 1 is a top plan view of a vehicle taillight;  
FIG. 2 is a bottom plan view of the vehicle taillight;  
FIG. 3 is a front elevational view of the vehicle taillight;  
FIG. 4 is a left side elevational view of the vehicle taillight;  
FIG. 5 is a right side elevational view of the vehicle taillight;  
FIG. 6 is a perspective view of the vehicle taillight; and,  
FIG. 7 is another perspective view of the vehicle taillight.

**1 Claim, 7 Drawing Sheets**





*Figure 1*




Figure 2




Figure 3




Figure 4

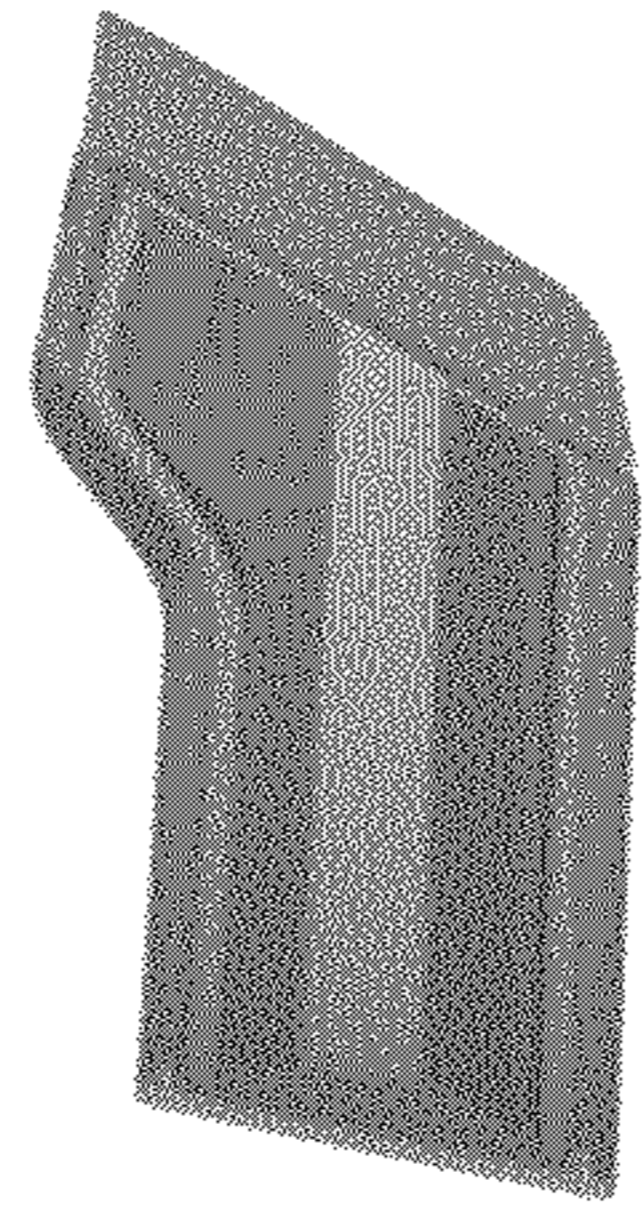


Figure 5




Figure 6




Figure 7