



US00D708363S

(12) **United States Design Patent**
Park et al.

(10) **Patent No.:** **US D708,363 S**
(45) **Date of Patent:** **** Jul. 1, 2014**

(54) **REAR COMBINATION LAMP FOR AUTOMOBILES**

(75) Inventors: **Dong-Jin Park**, Seoul (KR); **Sung-No Kim**, Hwaseong-si (KR)

(73) Assignee: **Hyundai Motor Company**, Seoul (KR)

(**) Term: **14 Years**

(21) Appl. No.: **29/395,958**

(22) Filed: **Apr. 27, 2012**

(30) **Foreign Application Priority Data**

Mar. 12, 2012 (KR) 30-2012-0011635

(51) **LOC (10) Cl.** **26-06**

(52) **U.S. Cl.**
USPC **D26/28**

(58) **Field of Classification Search**
USPC D26/28-36; 362/459-468, 475-478,
362/485-487

See application file for complete search history.

(56) **References Cited**

U.S. PATENT DOCUMENTS

D550,380 S *	9/2007	Lin et al.	D26/28
D552,769 S *	10/2007	Leclercq	D26/28
D565,211 S *	3/2008	Haller et al.	D26/28
D602,616 S *	10/2009	Okamura et al.	D26/28
D605,793 S *	12/2009	Weil	D26/28
D680,248 S *	4/2013	Iwai et al.	D26/28

OTHER PUBLICATIONS

“The teaser image of the new model of Santafe was unveiled,” *Industry information in ithe Aoe of E-Biz*, Mar. 11, 2012.

* cited by examiner

Primary Examiner — Marcus Jackson

(74) *Attorney, Agent, or Firm* — Edwards Wildman Palmer LLP

(57) **CLAIM**

The ornamental design for a rear combination lamp for automobiles, as shown and described.

DESCRIPTION

FIG. 1 is a perspective view of a rear combination lamp for automobiles according to the present invention.

FIG. 2 is a front view of the rear combination lamp for automobiles of FIG. 1.

FIG. 3 is a rear view of the rear combination lamp for automobiles of FIG. 1.

FIG. 4 is a left side view of the rear combination lamp for automobiles of FIG. 1.

FIG. 5 is a right side view of the rear combination lamp for automobiles of FIG. 1.

FIG. 6 is a top view of the rear combination lamp for automobiles of FIG. 1; and,

FIG. 7 is a bottom view of the rear combination lamp for automobiles of FIG. 1.

1 Claim, 7 Drawing Sheets




FIG. 1




FIG. 2




FIG. 3




FIG. 4

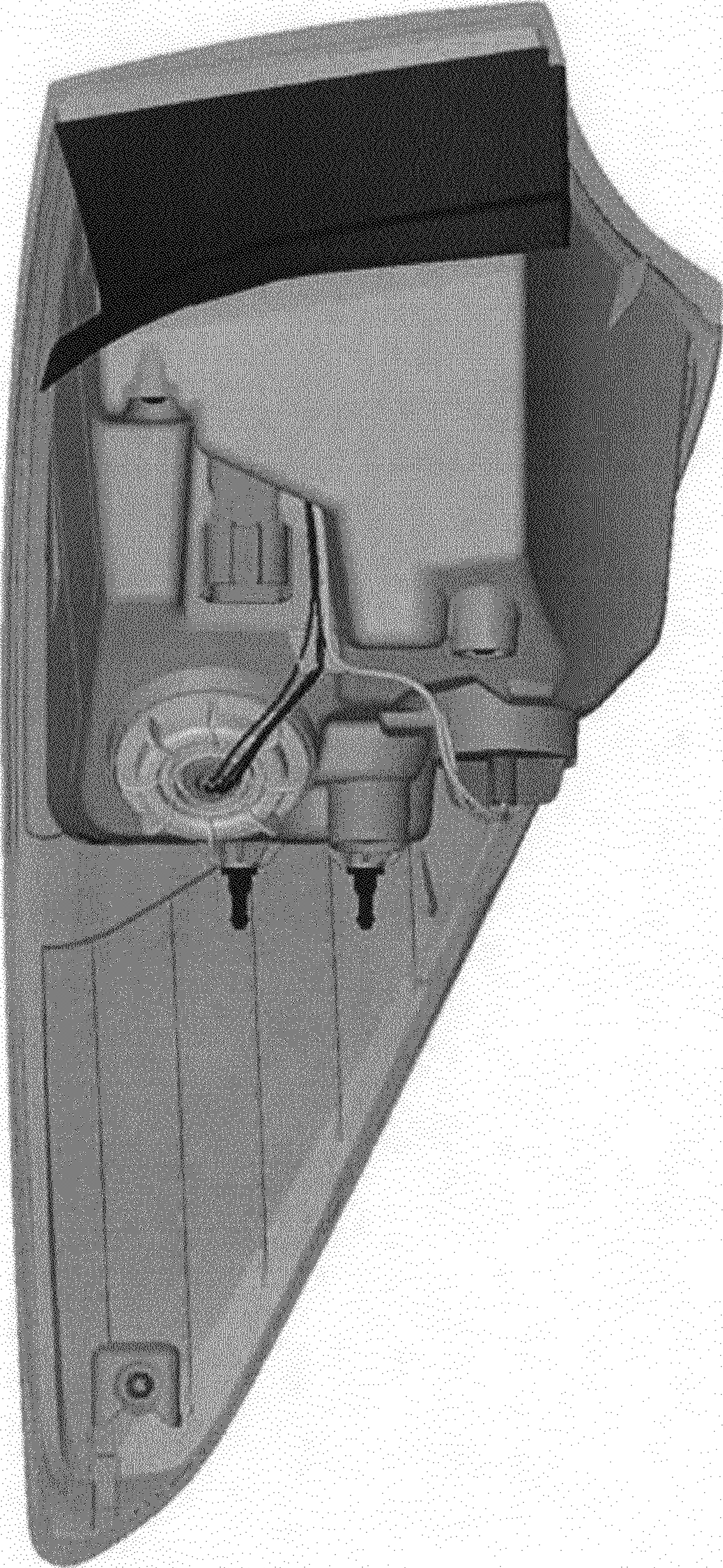


FIG. 5




FIG. 6




FIG. 7

