



US00D708355S

(12) **United States Design Patent**
Grandich

(10) **Patent No.:** **US D708,355 S**
(45) **Date of Patent:** **** Jul. 1, 2014**

(54) **BALUSTER END PIECE**

FOREIGN PATENT DOCUMENTS

(71) Applicant: **RTG Concepts, LLC**, Houston, TX
(US)

CA	2327280	10/1999
DE	3511770	10/1993
EP	0526367	2/1993

(72) Inventor: **Eric J. Grandich**, Houston, TX (US)

OTHER PUBLICATIONS

(73) Assignee: **RTG Concepts LLC**, Houston, TX (US)

Complaint: *Nancy A. Ross and Regency Railings, Inc., plaintiffs, v. King Supply et al.*, Case No. 3:04-cv-02038-K, filed Sep. 20, 2004 in the U.S. District Court for the Northern District of Texas, Dallas Division, 69 pages. Exhibits to the complaint contain product brochures and product information.

(**) Term: **14 Years**

(21) Appl. No.: **29/434,180**

(Continued)

(22) Filed: **Oct. 10, 2012**

Primary Examiner — Doris Clark

(74) Attorney, Agent, or Firm — Gordon G. Waggett, P.C.

Related U.S. Application Data

(62) Division of application No. 29/382,868, filed on Jan. 8, 2011, now Pat. No. Des. 672,064.

(51) **LOC (10) Cl.** **25-01**

(52) **U.S. Cl.**
USPC **D25/126**

(58) **Field of Classification Search**
USPC D25/38.1, 42, 126; 52/832; 256/19, 22,
256/52, 65.01, DIG. 5
See application file for complete search history.

(57) **CLAIM**

I claim the ornamental design for a baluster end piece, as shown and described.

DESCRIPTION

A portion of the disclosure of this patent document contains material to which a claim for copyright is made. The copyright owner has no objection to the facsimile reproduction by anyone of the patent document or the patent disclosure, as it appears in the Patent and Trademark Office patent file or records, but reserves all other copyright rights whatsoever.

FIG. 1 is a front perspective view of my new design for a baluster end piece.

FIG. 2 is a back side view of FIG. 1. The front side view is a mirror image of the back side view.

FIG. 3 is a right side view of FIG. 2.

FIG. 4 is a left side view of FIG. 2.

FIG. 5 is a top end view of FIG. 2.

FIG. 6 is a bottom end view of FIG. 2; and,

FIG. 7 is a back view of FIG. 2.

The broken lines are for illustrative purposes only and form no part of the claimed design.


(56) **References Cited**

U.S. PATENT DOCUMENTS

D4,194 S	6/1870	MacFerran	
310,807 A	1/1885	Ferer	
D37,730 S	12/1905	Wheelock	
1,797,883 A	3/1931	Strubel	
D174,373 S	4/1955	Bell	
D204,749 S *	5/1966	Checkwood et al. D25/128
4,386,761 A	6/1983	Kato	
D274,366 S	6/1984	Porter et al.	

(Continued)

1 Claim, 3 Drawing Sheets



(56)

References Cited

U.S. PATENT DOCUMENTS

5,441,241	A	8/1995	McKim	
5,676,013	A	10/1997	Kahlau	
5,820,111	A	10/1998	Ross	
5,876,021	A	3/1999	Spence et al.	
6,059,269	A	5/2000	Ross	
6,240,698	B1	6/2001	Chung	
6,260,829	B1	7/2001	Anderson et al.	
6,305,670	B1	10/2001	Ward et al.	
6,311,957	B1	11/2001	Driscoll et al.	
6,807,788	B1	10/2004	Terry	
D505,504	S	5/2005	Rosian	
6,969,051	B1 *	11/2005	Gibbs	256/65.01
7,044,448	B1	5/2006	Jones	
7,082,735	B2	8/2006	Ramsey	
7,594,643	B2	9/2009	Ross	
7,614,612	B2	11/2009	Edwards	
D610,716	S *	2/2010	Edwards	D25/126
7,971,412	B1 *	7/2011	Lim	52/832
2005/0205855	A1	9/2005	Chung	
2008/0078130	A1	4/2008	Grandich	
2009/0188182	A1	7/2009	Iannotta	
2009/0321702	A1	12/2009	Grandich	

OTHER PUBLICATIONS

Complaint: *Nancy A. Ross and Regency Railings, Inc., plaintiffs, v. Stair World, Inc.*, Case No. 3:05-cv-01298-M, filed Jun. 24, 2005 in the U.S. District Court for the Northern District of Texas, Dallas Division, 114 pages. Exhibits to the complaint contain product brochures and product information.

Agreed Order: *Nancy A. Ross and Regency Railings, Inc., plaintiffs, v. Stair World, Inc.*, Case No. 3:05-cv-01298-M, filed Sep. 25, 2005 in the U.S. District Court for the Northern District of Texas, Dallas

Division, 29 pages. Exhibits contain product brochures and product information.

House of Forgings, Inc.—Online Catalog “Forged Metal, Panel & Stainless Steel”, 3rd Ed., 40 pages (accessed Mar. 2, 2011) . Depicts products that were available prior to Jan. 1, 2011.

House of Forgings, Inc.—Online Catalog “Powder Coated & Stainless Steel Products”, vol. 5, 35 pages (accessed Mar. 2, 2011) . Depicts products that were available prior to Jan. 1, 2011.

House of Forgings, Inc.—Online Catalog “Panel Collection”, 28 pages (accessed Mar. 1, 2011) . Depicts products that were available prior to Jan. 1, 2011.

House of Forgings, Inc.—Online Catalog “Wood Products”, 6th Ed., 20 pages (accessed Mar. 1, 2011) . Depicts products that were available prior to Jan. 1, 2011.

House of Forgings, Inc.—Online brochure “Deckscape Outdoor Balusters”, 1 page (accessed Mar. 1, 2011) . Depicts products that were available prior to Jan. 1, 2011.

House of Forgings, Inc.—Online Photo Gallery entitled: “Custom Iron” depicting prior art products—houseofforgings.net/gallery/custom-iron/, Accessed Mar. 1, 2011 (17 pages) Depicts products that were available prior to Jan. 1, 2011.

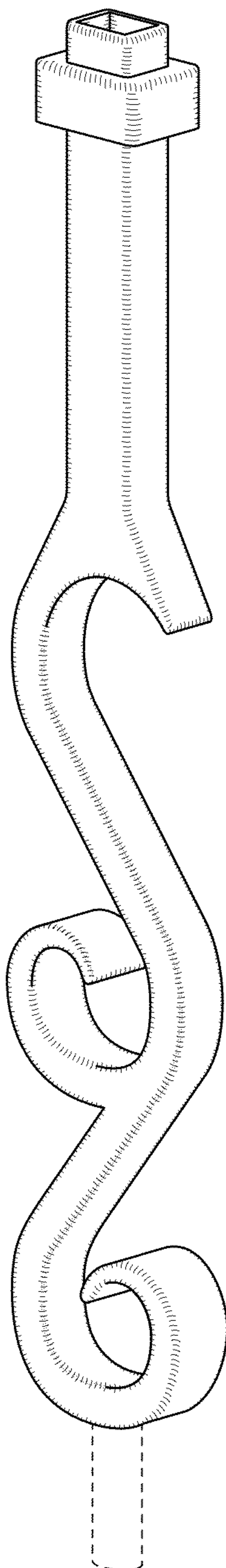
House of Forgings, Inc.—Online Photo Gallery entitled: “Stairs” depicting prior art products—houseofforgings.net/gallery/stairs/, Accessed Mar. 1, 2011 (44 pages) Depicts products that were available prior to Jan. 1, 2011.

House of Forgings, Inc.—Ironwood Connection, Catalog “Powder Coated & Stainless Steel Products”, vol. 2 (available in 2008), 68 pages.

Ornamental Iron Works, Inc. (Franklin Park, Ill.) webpages (Accessed Mar. 2, 2011, but believed to depict prior art), 19 pages.


Ornamental Iron Works, Inc. (Franklin Park, Ill.) brochure (undated but believed to depict prior art), 2 pages.

* cited by examiner



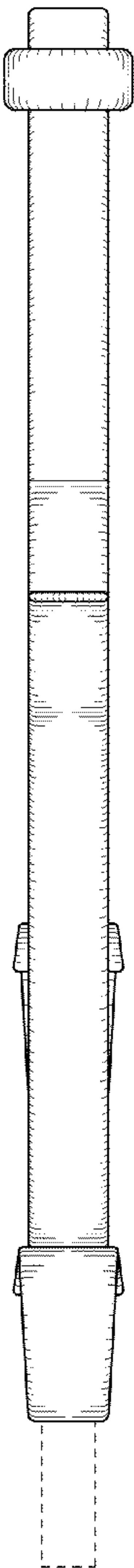
© 2010 RTG Concepts, LLC

FIG. 1



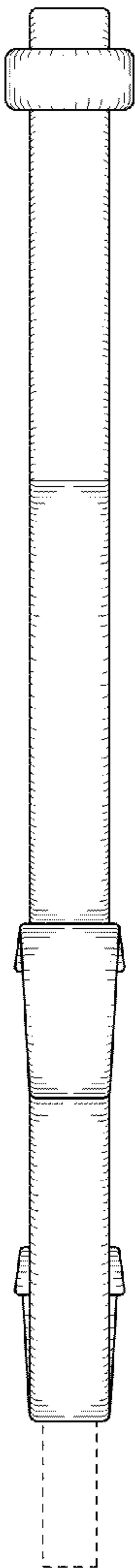
© 2010 RTG Concepts, LLC

FIG. 2



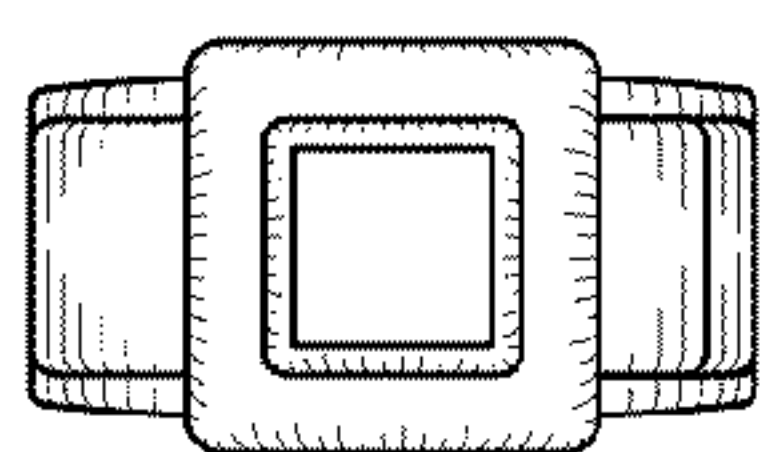
© 2010 RTG Concepts, LLC

FIG. 3



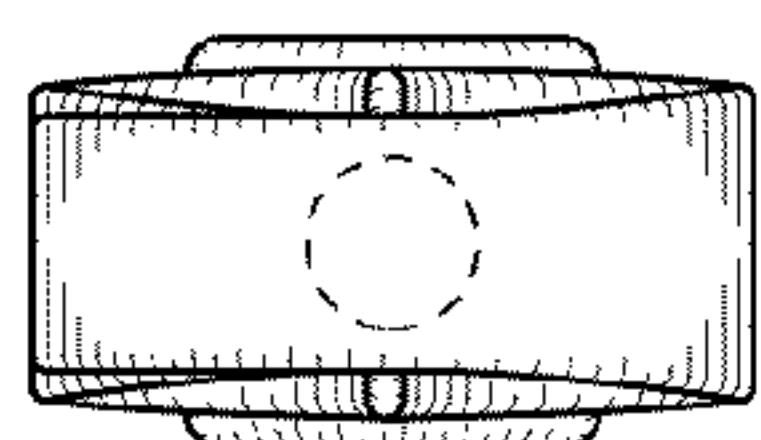
© 2010 RTG Concepts, LLC

FIG. 4



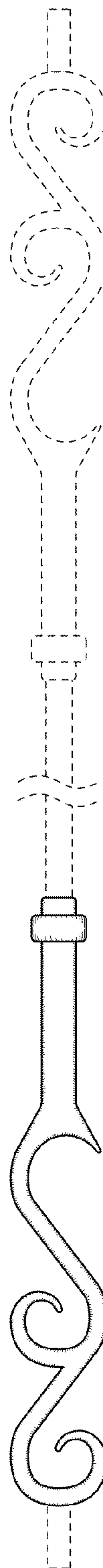
© 2010 RTG Concepts, LLC

FIG. 5



© 2010 RTG Concepts, LLC

FIG. 6



© 2010 RTG Concepts, LLC

FIG. 7